

T654SC

Parts Catalog

목 차

1. ENGINE PART NO. T654SC-C1

FIG 01 0512 4184, 0512 4259, 0512 4281, 0512 4051	7
FIG 02 0512 4368	9
FIG 05 0512 4036, 0512 4130, 0512 4238, 0512 4321	11
FIG 06 0512 4003	13
FIG 07 0512 4005	15
FIG 08 0512 4312, 0512 4050, 0512 4246	17
FIG 09 0512 4044, 0512 4320	19
FIG 10 0512 4284	21
FIG 11 0512 4004, 0512 4045, 0512 4046	23
FIG 14 0512 4027	25
FIG 15 0512 4120, 0506 4400, 0512 4000	27
FIG 16 0512 4261	29
FIG 17 0512 4052	31
FIG 19 0512 4047	33
FIG 20 0512 4224	35
FIG 21 0512 4009, 0512 4008, 0512 4299	37
FIG 22 0512 4345, 0512 4392	39
FIG 27 0511 8909	41
FIG 37 0512 4331	43
FIG 38 0512 4055	45
FIG 41 0512 4143, 0512 4058, 0512 4097, 0512 4257	47
FIG 43 0512 4384	49
FIG 44 0512 4062, 0512 4256, 0512 4393, 0512 4400	51
FIG 48A 0511 7723, 0512 4011, 0512 4098, 0512 4127, 0512 4292	53
FIG 48B 0512 4128, 0512 4293, 0512 4334, 0512 4338, 0512 4343	55
FIG 51 0512 4060, 0512 4104, 0512 4300, 0512 4329	57
FIG 63 0512 4010	59
FIG 83 0512 4176, 0512 4180, 0512 4251, 0512 4337, 0512 4339, 0512 4340, 0512 4344	61
FIG 90 0512 4355	63

2. ENGINE ACCESSORIES & CONTROL PART NO. T654SC-C2

FIG 201 AIR CLEANER	66
---------------------	----

FIG 202 RADIATOR	68
FIG 203 MUFFLER & EXHAUST PIPE	70
FIG 204 FUEL TANK	72
FIG 205 FUEL FILTER & FUEL PUMP	74
FIG 206 OIL COOLER	76

3. CLUTCH,BRAKE,STEERING PART NO. T654SC-C3

FIG 301 CLUTCH	79
FIG 302 CLUTCH PEDAL	81
FIG 302-2 CLUTCH PEDAL	84
FIG 303 BRAKE	86
FIG 304 BRAKE PEDAL & LINK	88
FIG 305 FORNT WHEEL	90
FIG 306 REAR WHEEL	92
FIG 307 POWER STEERING WHEEL	94
FIG 308 POWER STEERING VALVE	96
FIG 309 POWER STEERING CYLINDER	98
FIG 310 HAND BRAKE & BRAKE(EU)	100

4. TRANSMISSION & REAR AXLE PART NO. T654SC-C4

FIG 401 TRANSMISSION FRONT CASE	103
FIG 402 NPUT & COUNTER GEARS	105
FIG 403 CHANGE GEARS	107
FIG 404 REVERSE GEARS	109
FIG 405(EU) DRIVE GEARS	111
FIG 405(US) DRIVE GEARS(US)	113
FIG 406 P.T.O DRIVE SHAFT	115
FIG 407 MAIN CHANGE LEVER	117
FIG 408 REVERSE CHANGE LEVER	119
FIG 409 TRANSMISSION MID CASE	121
FIG 410 TRANSMISSION REAR CASE	123
FIG 411 SUB CHANGE GEARS	125
FIG 412 SUB CHANGE SHIFTER	127
FIG 413 CREEP CHANGE	129
FIG 415 4WD CHANGE LEVER	131
FIG 416 P.T.O CHANGE GEARS	133

FIG 417 P.T.O CHANGE SHIFTER	135
FIG 418 REAR DIFFERENTIAL GEARS	137
FIG 419 REAR AXLE HOUSING	140

5. FRONT AXLE PART NO. T654SC-C5

FIG 501 FRONT AXLE SUPPORT	143
FIG 502 FRONT DRIVE SHAFT	145
FIG 503 FRONT AXLE HOUSING	147
FIG 504 FRONT DIFFERENTIAL GEARS	149
FIG 505 FRONT GEAR CASE (1)	151
FIG 506 FRONT GEAR CASE (2)	153
FIG 507 FRONT GEAR CASE (3)	155

6. HYDRAULICS & 3-POINT LINK PART NO. T654SC-C6

FIG 601 CYLINDER CASE	158
FIG 602 LIFT ARM	160
FIG 603 CYLINDER	162
FIG 604 POSITION LINK	164
FIG 605 CONTROL VALVE	166
FIG 606 DRAFT LINK	168
FIG 607 POSITION & DRAFT LEVER	170
FIG 608 EXTERIOR HYD. VALVE	173
FIG 608 EXTERIOR HYD. VALVE(OPTION_6P)	175
FIG 609 HYDRAULIC PIPE	177
FIG 610 JOYSTICK	179
FIG 611-1A(US) HITCH & 3-P LINK (US)	181
FIG 611-1B(EU) HITCH & 3-POINT LINK (EU)	184
FIG 612(EU) LOWER LINK & LIFT ROD(EU)	187
FIG 612(US) LOWER LINK & LIFT ROD(US)	189
FIG 613 HYDRAULIC HOSE	191

7. SHEET METAL & CABIN PART NO. T654SC-C7

FIG 701 HOOD	194
FIG 702 FRONT FRAME	196
FIG 703 SIDE SUPPORT & FRAME HOOD	198

FIG 704 LEVER COVER & STEP	201
FIG 705 FRONT & REAR MOUNTING	203
FIG 706 SEAT & MAT	205
FIG 709 DOOR	207
FIG 709-2 DOOR	210
FIG 710 FRONT GLASS	212
FIG 711 SIDE GLASS	214
FIG 712 REAR GLASS	216
FIG 713 SUB FENDER & COVER	218
FIG 714 MIRROR	220
FIG 715 HEATER & AIR-CON	222
FIG 715-2 HEATER & AIR-CON	224
FIG 716 FENDER COVER	226
FIG 717 ROOF	228
FIG 718 CABIN INTERIOR	230

8. ELECTRICALS & HARNESS PART NO. T654SC-C8

FIG 801 BATTERY & MOUNTING	233
FIG 802 HARNESS	235
FIG 803 LIGHT & BACK LAMP	237
FIG 804 INSTRUMENT PANEL	239
FIG 805 ELECTRIC SYSTEM (1)	241
FIG 806 ELECTRIC SYSTEM (2)	243

9. WEIGHT, LABEL , TOOLS PART NO. T654SC-C9

FIG 901 TOOL & ACCESSORY	246
FIG 902(EU) WEIGHT	248
FIG 903 LABEL	250
FIG 903-2 LABEL	252

1. ENGINE PART NO. T654SC-C1

FIG 01 0512 4184, 0512 4259, 0512 4281, 0512 4051	7
FIG 02 0512 4368	9
FIG 05 0512 4036, 0512 4130, 0512 4238, 0512 4321	11
FIG 06 0512 4003	13
FIG 07 0512 4005	15
FIG 08 0512 4312, 0512 4050, 0512 4246	17
FIG 09 0512 4044, 0512 4320	19
FIG 10 0512 4284	21
FIG 11 0512 4004, 0512 4045, 0512 4046	23
FIG 14 0512 4027	25
FIG 15 0512 4120, 0506 4400, 0512 4000	27
FIG 16 0512 4261	29
FIG 17 0512 4052	31
FIG 19 0512 4047	33
FIG 20 0512 4224	35
FIG 21 0512 4009, 0512 4008, 0512 4299	37
FIG 22 0512 4345, 0512 4392	39
FIG 27 0511 8909	41
FIG 37 0512 4331	43
FIG 38 0512 4055	45
FIG 41 0512 4143, 0512 4058, 0512 4097, 0512 4257	47
FIG 43 0512 4384	49
FIG 44 0512 4062, 0512 4256, 0512 4393, 0512 4400	51
FIG 48A 0511 7723, 0512 4011, 0512 4098, 0512 4127, 0512 4292	53
FIG 48B 0512 4128, 0512 4293, 0512 4334, 0512 4338, 0512 4343	55
FIG 51 0512 4060, 0512 4104, 0512 4300, 0512 4329	57
FIG 63 0512 4010	59
FIG 83 0512 4176, 0512 4180, 0512 4251, 0512 4337, 0512 4339, 0512 4340, 0512 4344,	61
FIG 90 0512 4355	63

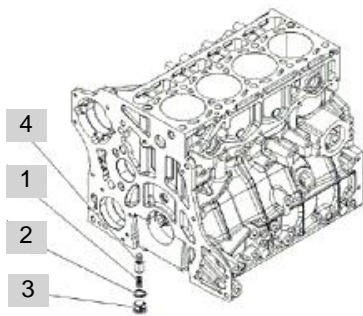
FIG 01

T654SC

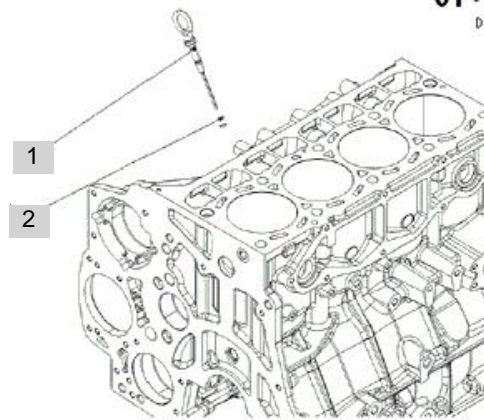
0512 4184, 0512 4259, 0512 4281, 0512 4051

년/월
Year/Month

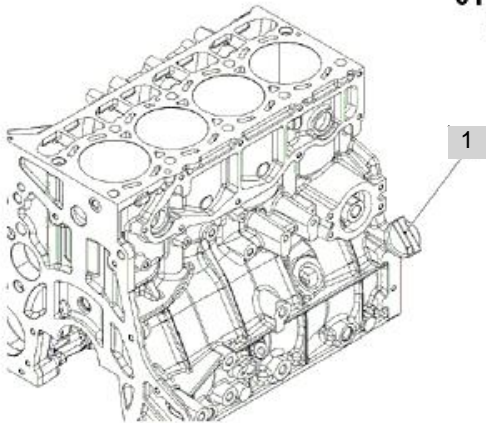
2020.07



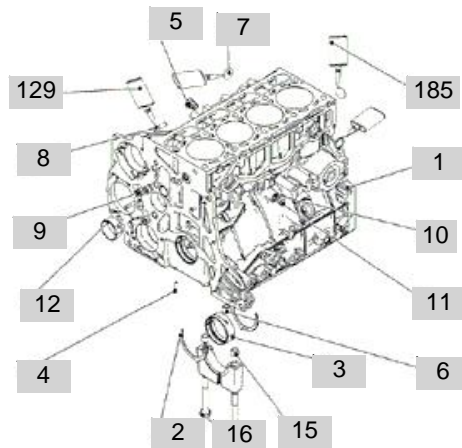
01 - 0512 4051
PRESSURESTAT



01 - 0512 4259
DIPSTICK



01 - 0512 4184
FILLER CAP



01 - 0512 4281
CRANKCASE

NOTE

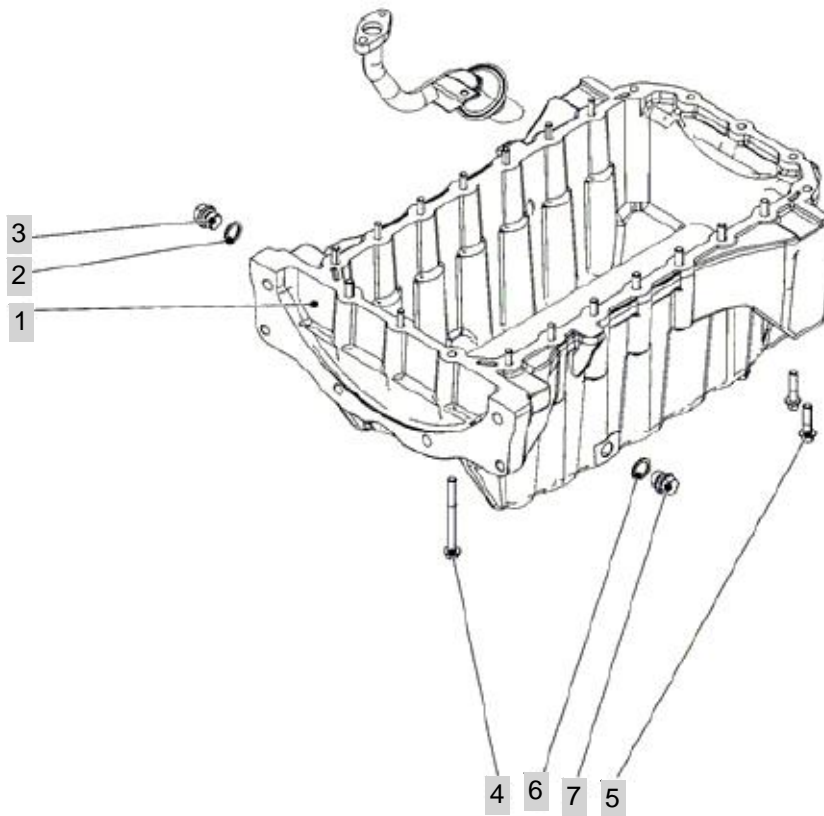
FIG 02

0512 4368

년/월
Year/Month

2020.07

T654SC



02 - 0512 4368

OIL PAN

NOTE

FIG 05

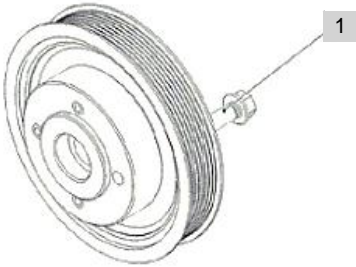
T654SC

0512 4036, 0512 4130, 0512 4238, 0512 4321

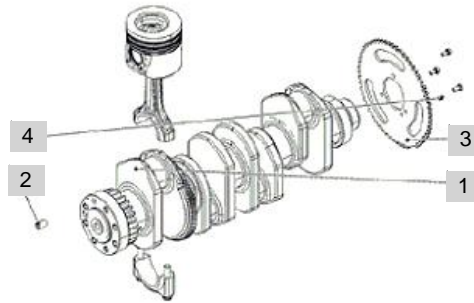
년/월
Year/Month

2020.07

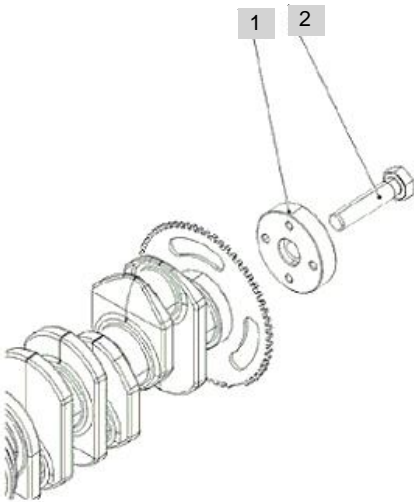
05 - 0512 4036
FASTENINGS



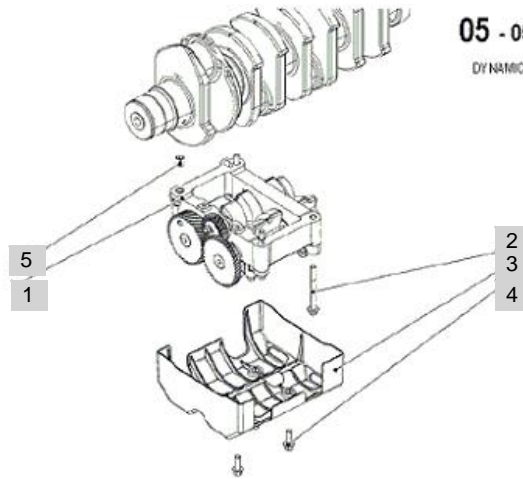
05 - 0512 4238
CRANKSHAFT



05 - 0512 4130
CRANKSHAFT ACCESS.



05 - 0512 4321
DYNAMIC BALANCER



NOTE

FIG 06

T654SC

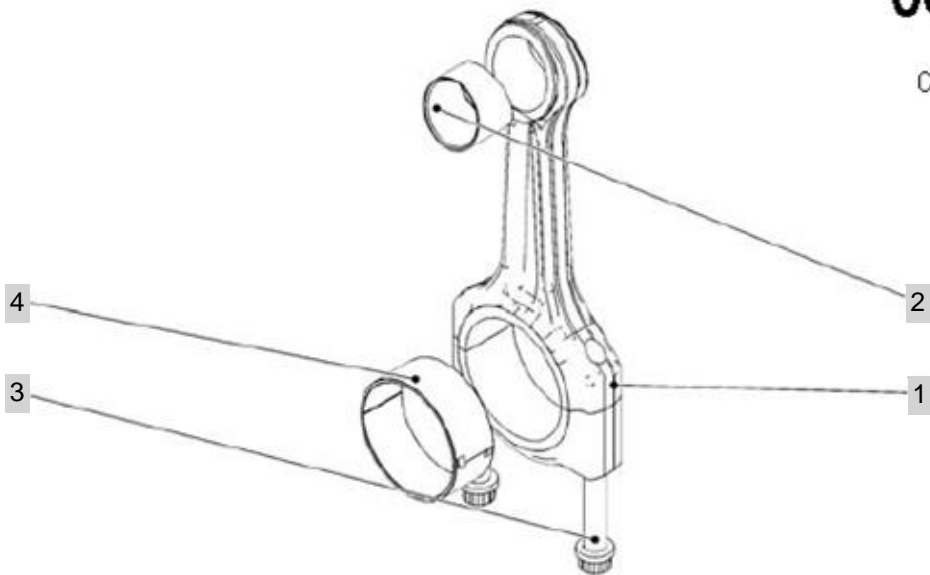
0512 4003

년/월
Year/Month

2020.07

06 - 0512 4003

CONNECTING ROD



NOTE

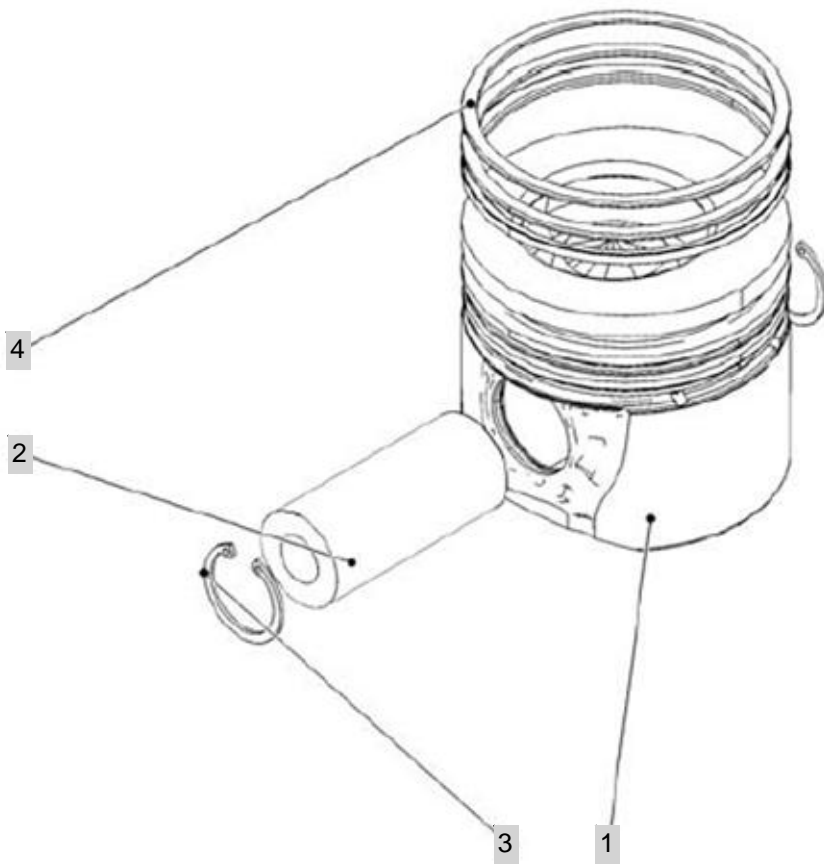
FIG 07

T654SC

0512 4005

년/월
Year/Month

2020.07



07 - 0512 4005

PISTON

NOTE

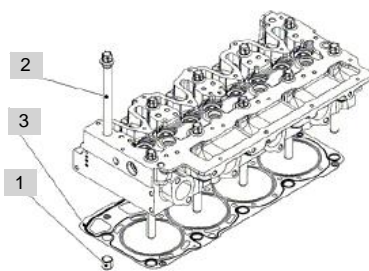
FIG 08

T654SC

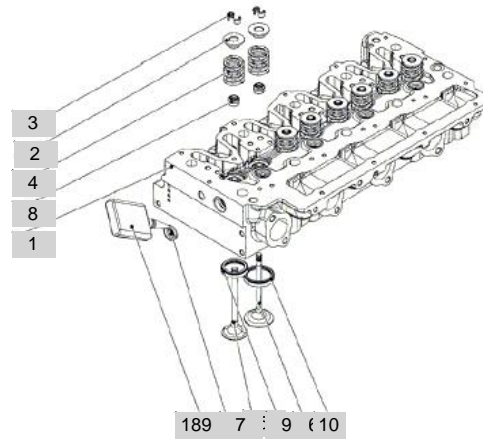
0512 4312, 0512 4050, 0512 4246

년/월
Year/Month

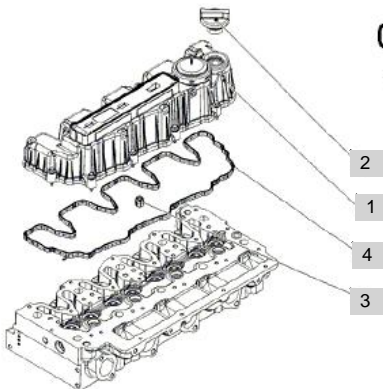
2020.07



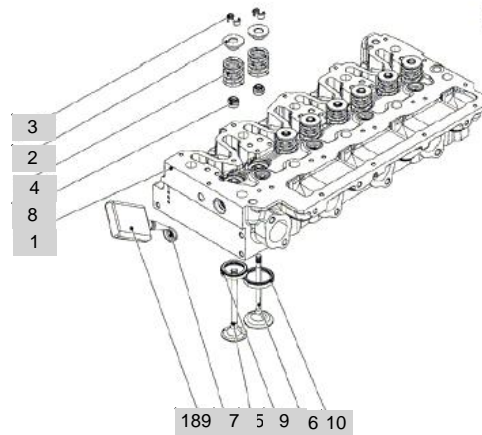
08 - 0512 4050
FASTENINGS



08 - 0512 4312
CYLINDER HEAD



08 - 0512 4246
VALVE MECHAN. COVER



08 - 0512 4312
CYLINDER HEAD

NOTE

FIG 08 T654SC	0512 4312, 0512 4050, 0512 4246					년/월 Year/Month
						2020.07

KEY NO	PART NO	DESCRIPTION	SPEC	QTY	REPAIR	EFFECTIVE DATE	REMARKS
08	01	0512 4050	0512 4050	0			
08	1	0416 0764	BUSH	2			
08	2	0427 0815	CYLINDER HEAD BOLT	10			30Nm , 80Nm m. 160Nm 9
08	3	0413 2343	CYLIND.HEAD GASKET	1			
08	02	0512 4246	0512 4246	0			
08	1	0413 3184	VALVE MECHAN.COVER	1			MIT POS.... WITH ITEM
08	2	0428 1390	FILLER CAP	1			
08	3	0413 3136	GASKET	1			
08	4	0413 3138	GASKET	1			
08	03	0512 4312	0512 4312	0			
08	1	0413 3509	CYLINDER HEAD	1			MIT POS.... WITH ITEM
08	2	0428 0921	SPRING CAP	8			
08	3	0210 8102	VALVE COLLET	16			
08	4	0413 2600	COMPRESSION SPRING	8			
08	5	0413 1598	EXHAUST VALVE	4			
08	6	0413 1597	INLET VALVE	4			
08	7	0112 4428	COVER	5			
08	8	0415 3728	VALVE STEM SEAL	8			
08	9	0428 7670	VALVE SEAT INSERT	4			AUSLASSV ENTIL NOR
08	10	0428 7672	VALVE SEAT INSERT	4			EINLASSVE NTIL NORM
08	189	0131 9910	SAFETY/LOCK.AGENT	1			
08	950	0413 2221	VALVE GUIDE	8			
08	951	0427 2035	VALVE SEAT INSERT	4			EINLASSVE NTIL 1UEB
08	952	0210 8643	VALVE SEAT INSERT	4			AUSLASSV ENTIL 1UE

NOTE

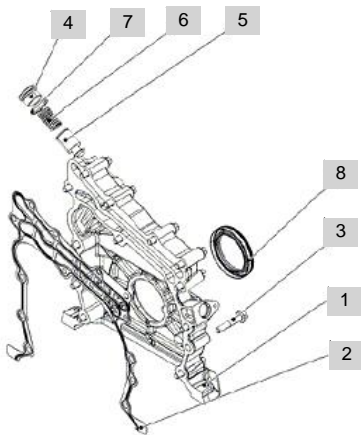
FIG 09

T654SC

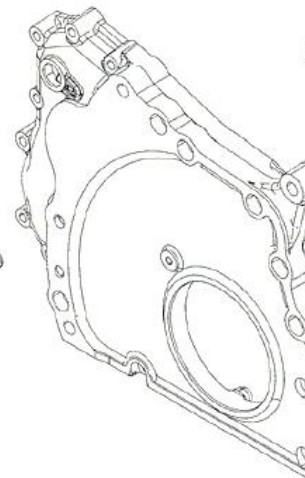
0512 4044, 0512 4320

년/월
Year/Month

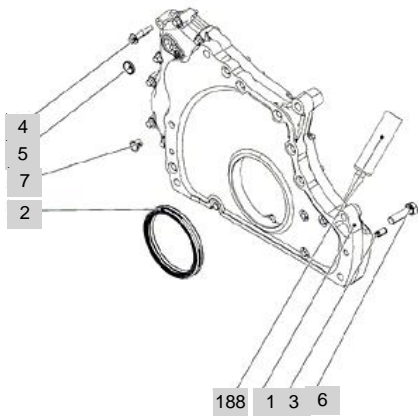
2020.07



09 - 0512 4044
FRONT COVER



09 - 0512 4406
SEALING RING



09 - 0512 4320
GEARCASE

NOTE

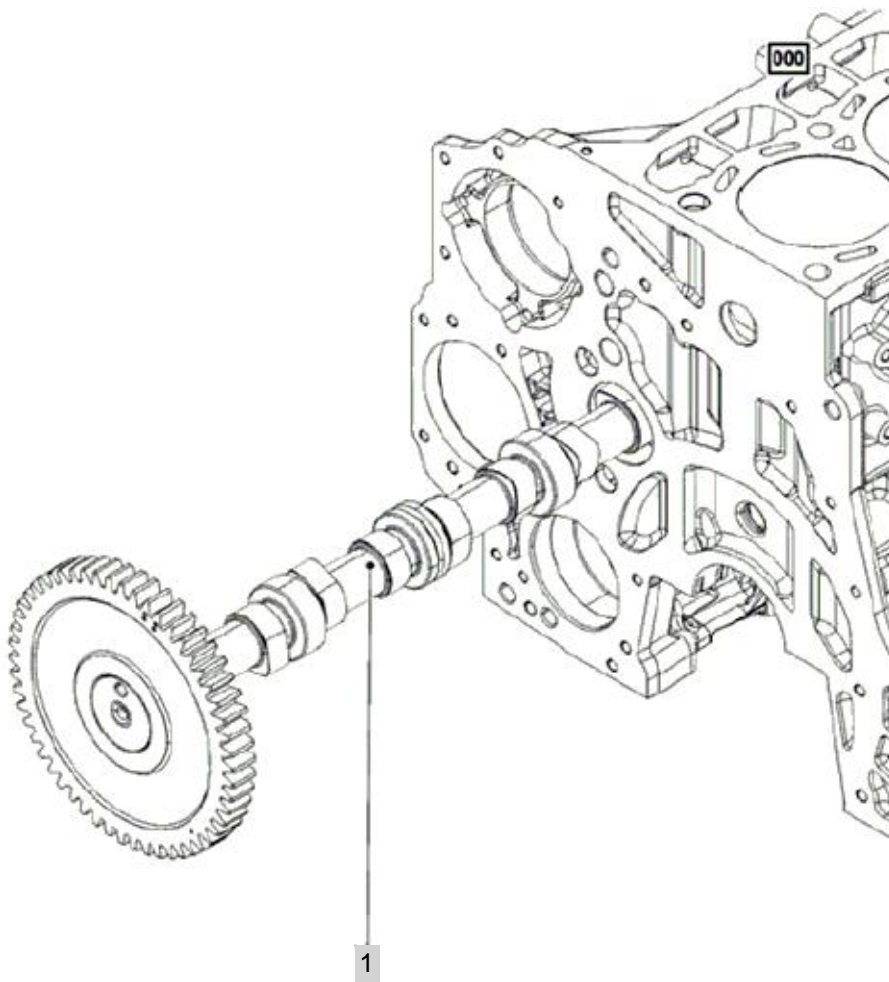
FIG 10

T654SC

0512 4284

년/월
Year/Month

2020.07



10 - 0512 4284

CAMSHAFT

NOTE

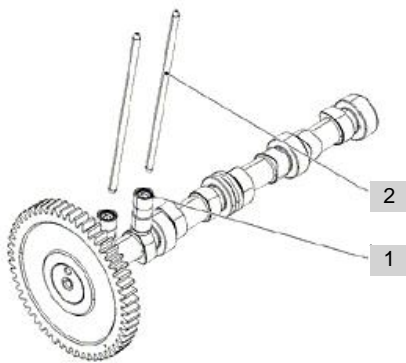
FIG 11

T654SC

0512 4004, 0512 4045, 0512 4046

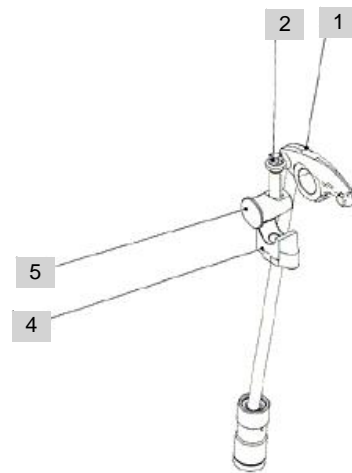
년/월
Year/Month

2020.07



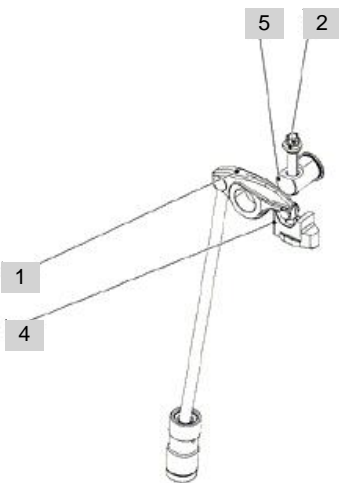
11 - 0512 4004

VALVE DRIVE



11 - 0512 4046

ROCKER ARM INLET



11 - 0512 4045

ROCKER ARM OUTLET

NOTE

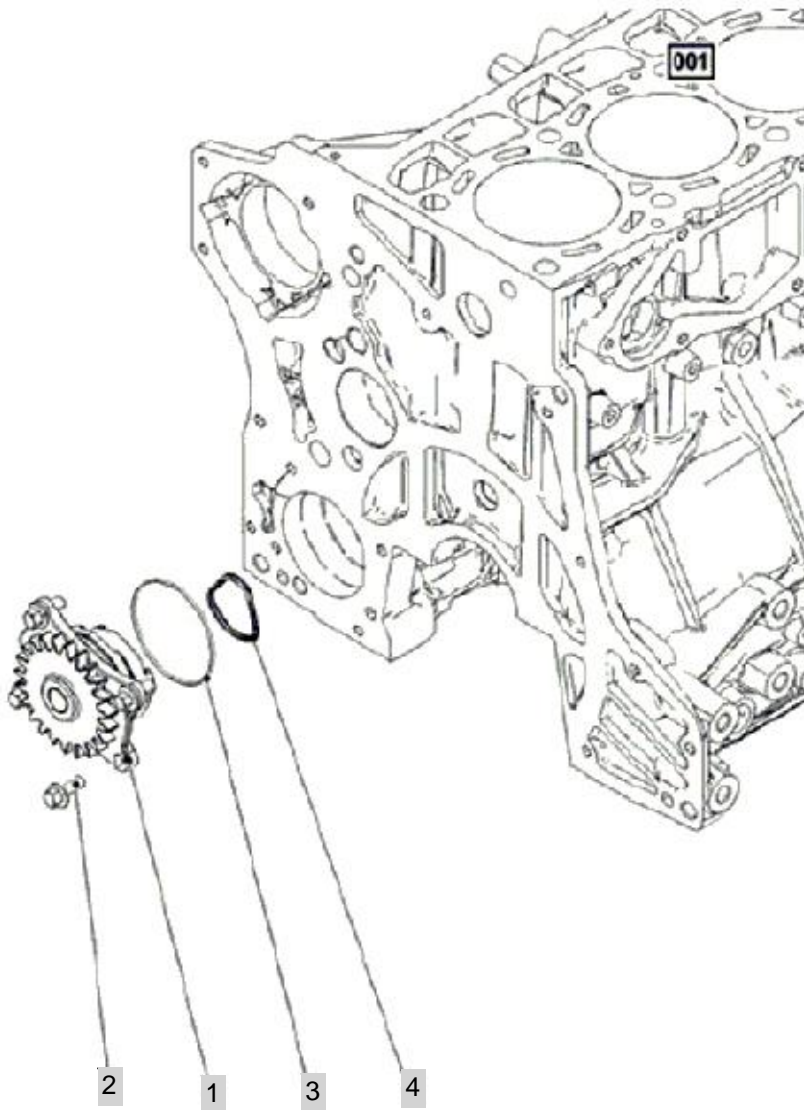
FIG 14

0512 4027

년/월
Year/Month

2020.07

T654SC



14 - 0512 4027

LUBRICAT. OIL PUMP

NOTE

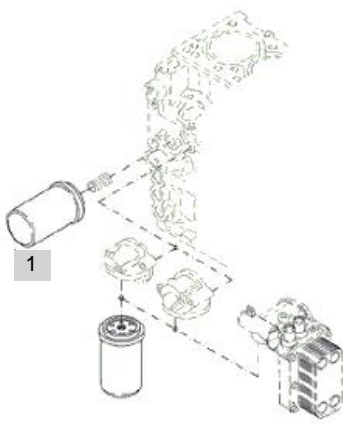
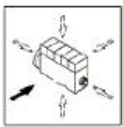
FIG 15

T654SC

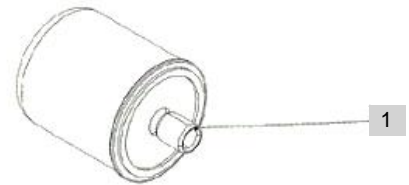
0512 4120, 0506 4400, 0512 4000

년/월
Year/Month

2020.07

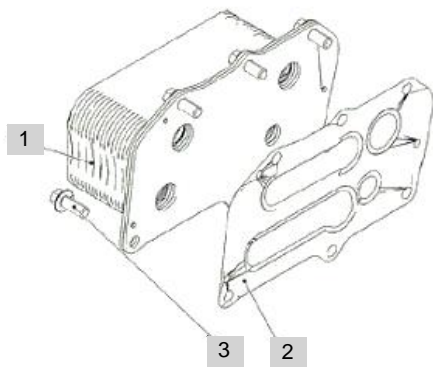


15 - 0506 4400
LUBRIC. OIL FILTER



15 - 0512 4120
OIL FILTER ASSY

15 - 0512 4000
OIL COOLER



NOTE

FIG 16

0512 4261

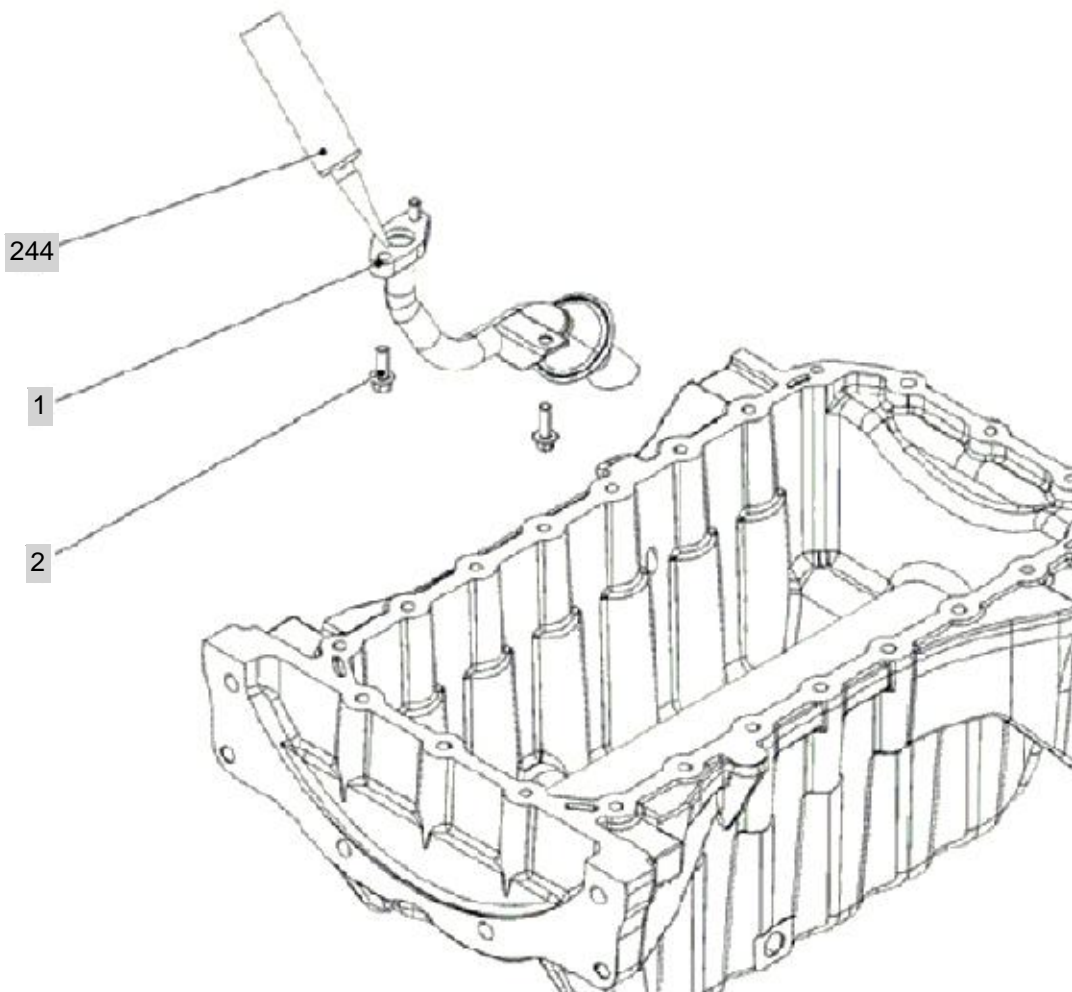
년/월
Year/Month

2020.07

T654SC

16 - 0512 4261

OIL SUCTION PIPE



NOTE

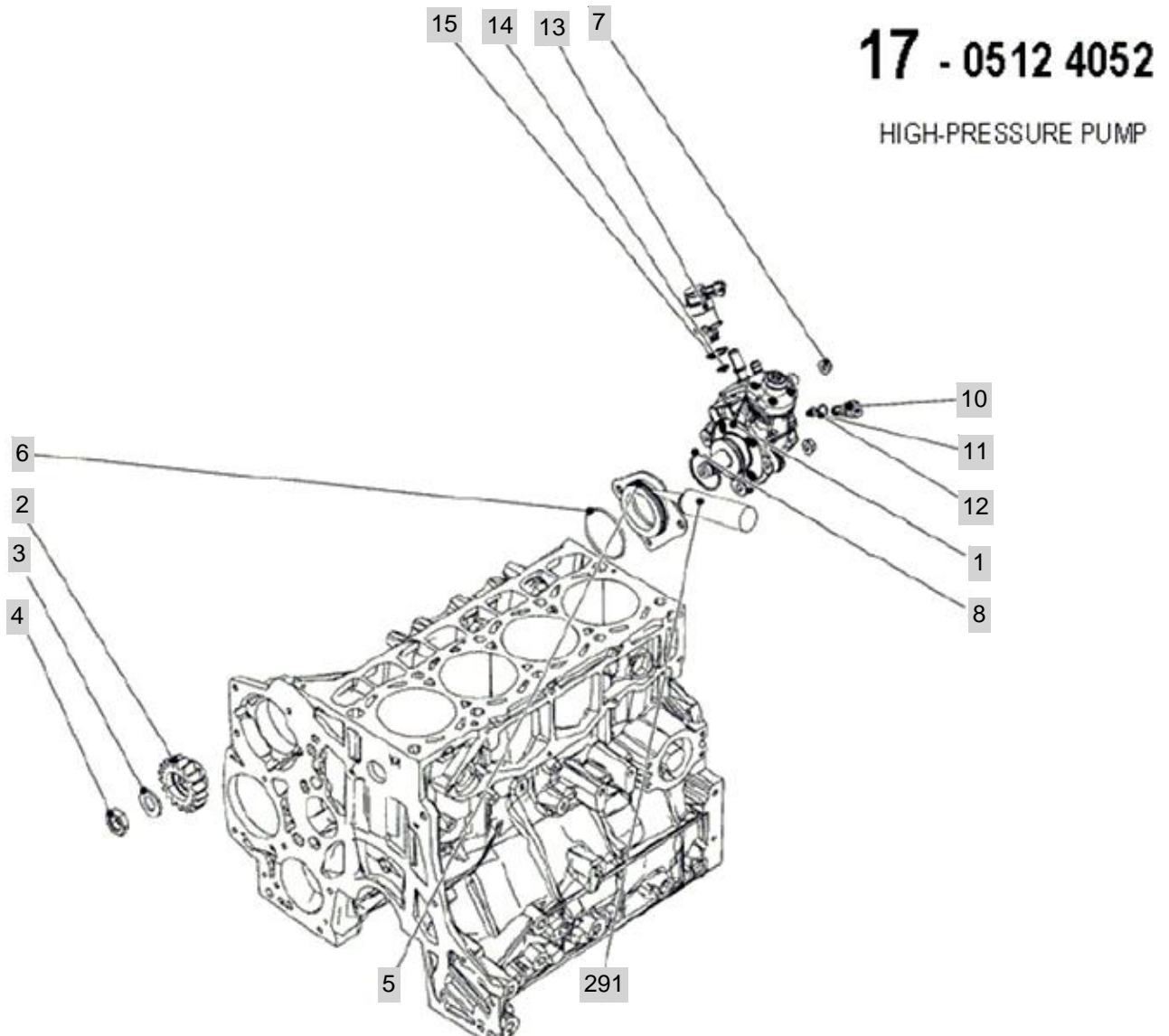
FIG 17

T654SC

0512 4052

년/월
Year/Month

2020.07



NOTE

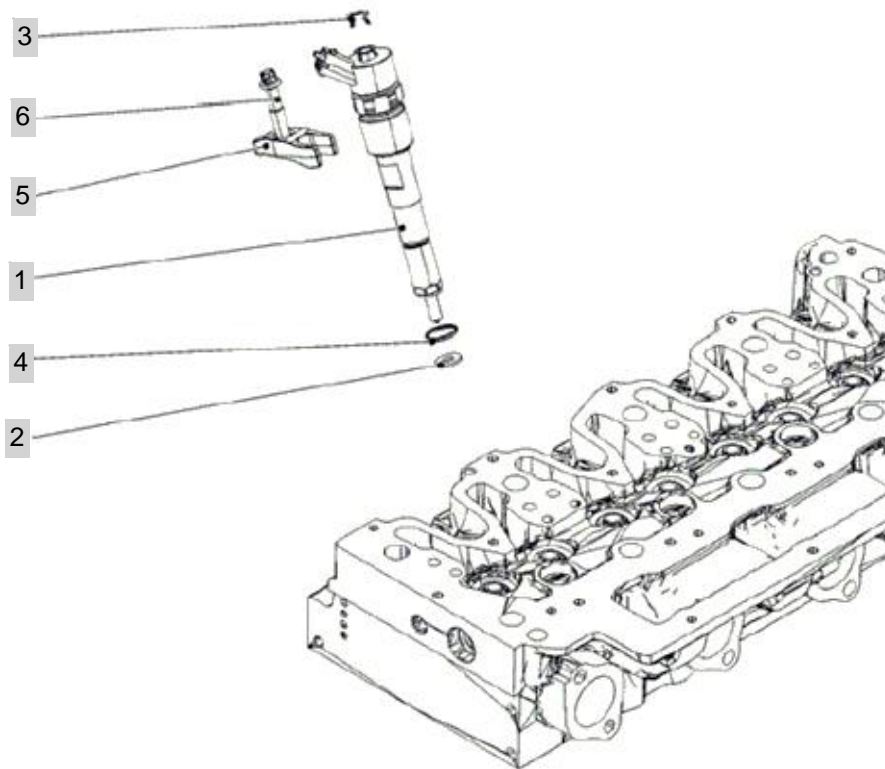
FIG 19

T654SC

0512 4047

년/월
Year/Month

2020.07



19 - 0512 4047

FUEL INJECTOR

NOTE

FIG 19 T654SC		0512 4047						년/월 Year/Month	
								2020.07	
KEY NO	PART NO	DESCRIPTION	SPEC	QTY	REPAIR	EFFECTIVE DATE	REMARKS		
19	1	0413 2014	INJEKTOR				MIT POS... WITH ITEM		
19	2	0211 3778	SEALING WASHER						
19	3	0412 3075	CLAMP						
19	4	0412 3016	O-SEAL						
19	5	0413 0374	CLAMPING PAD/SHOE						
19	6	4012 3112	TORX-HEAD BOLT				30Nm		
NOTE									

FIG 20

T654SC

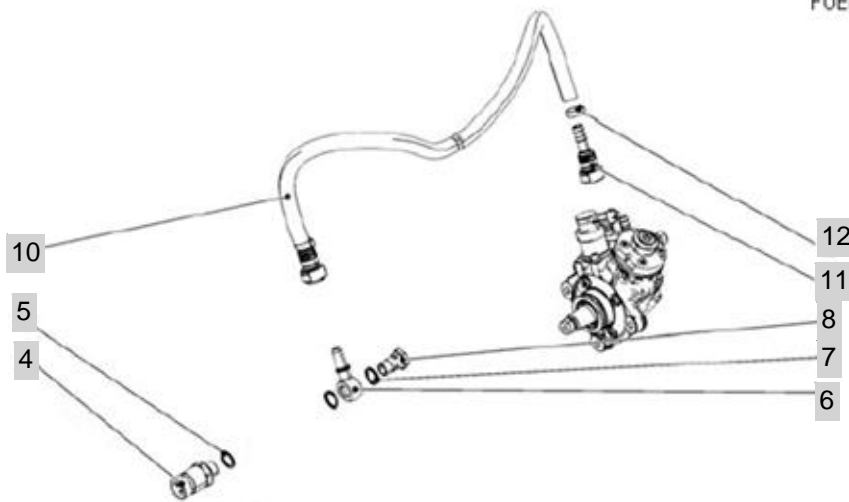
0512 4224

년/월
Year/Month

2020.07

20 - 0512 4224

FUEL FILTER



NOTE

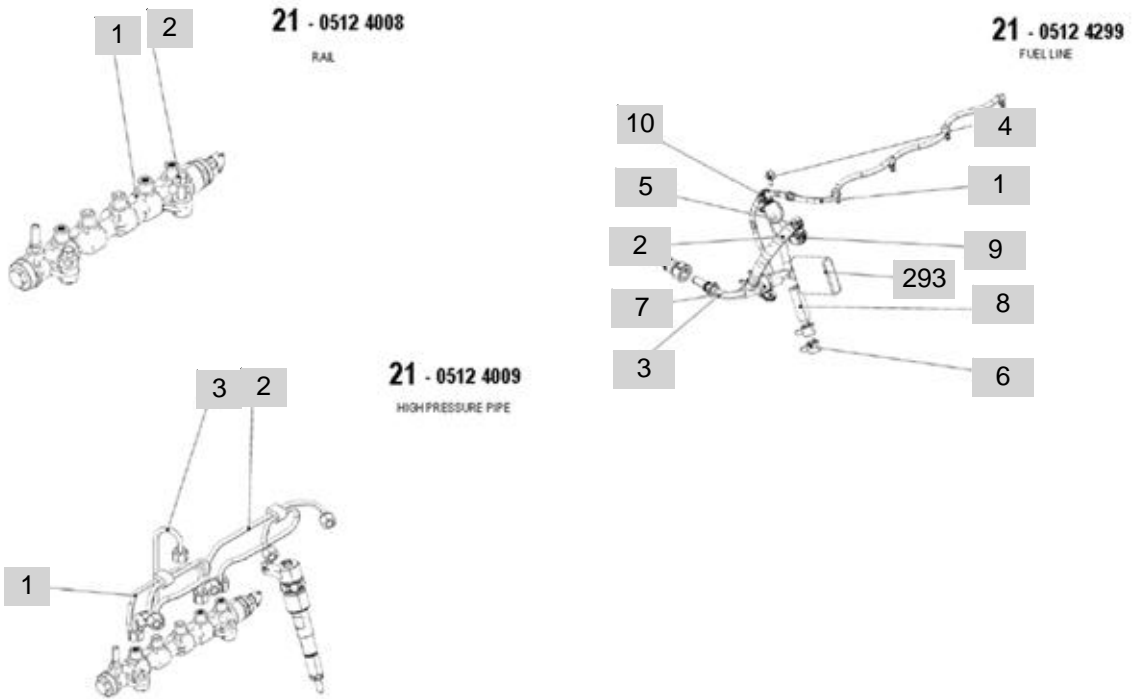
FIG 21

T654SC

0512 4009, 0512 4008, 0512 4299

년/월
Year/Month

2020.07



NOTE

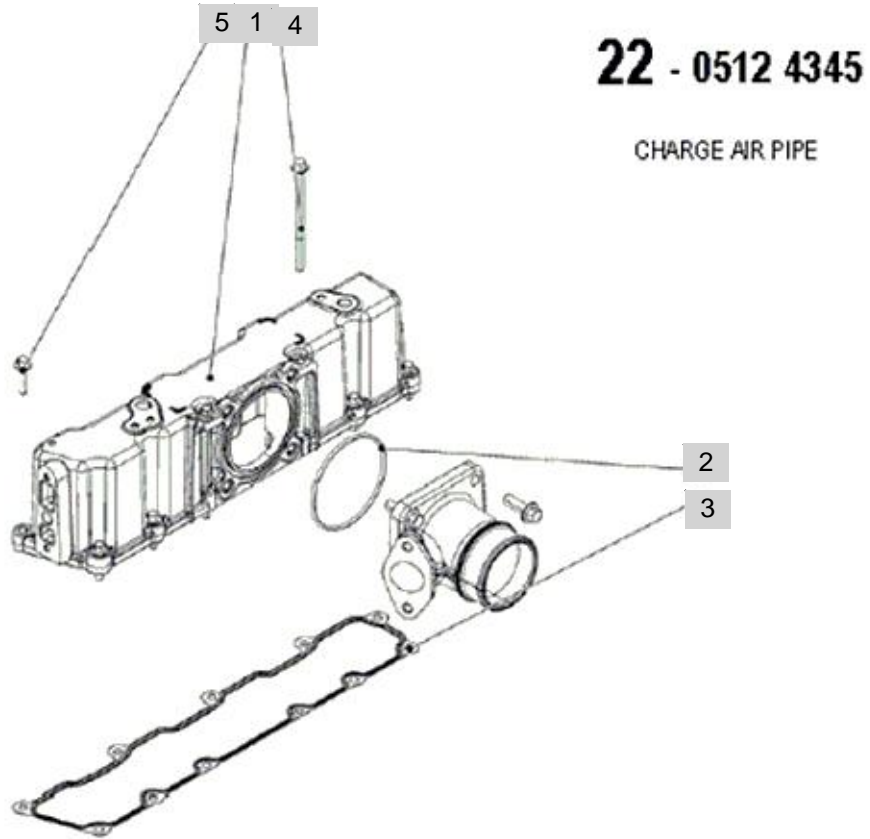
FIG 22

0512 4345, 0512 4392

년/월
Year/Month

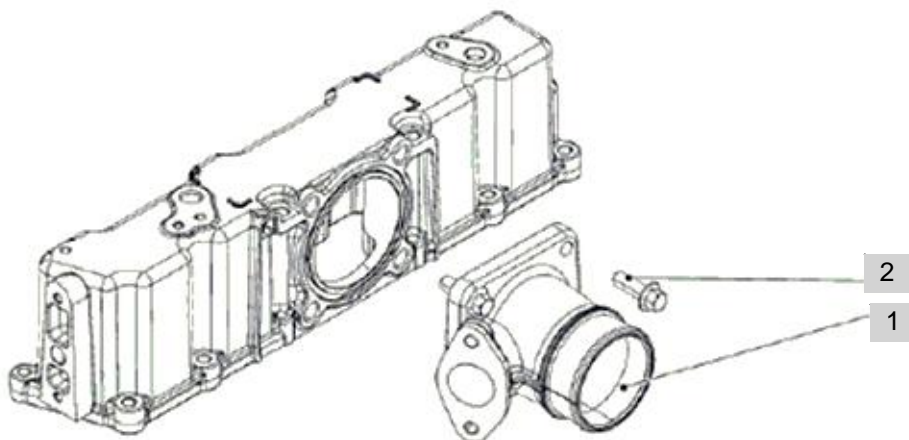
2020.07

T654SC



22 - 0512 4392

CHARGE AIR ELBOW



NOTE

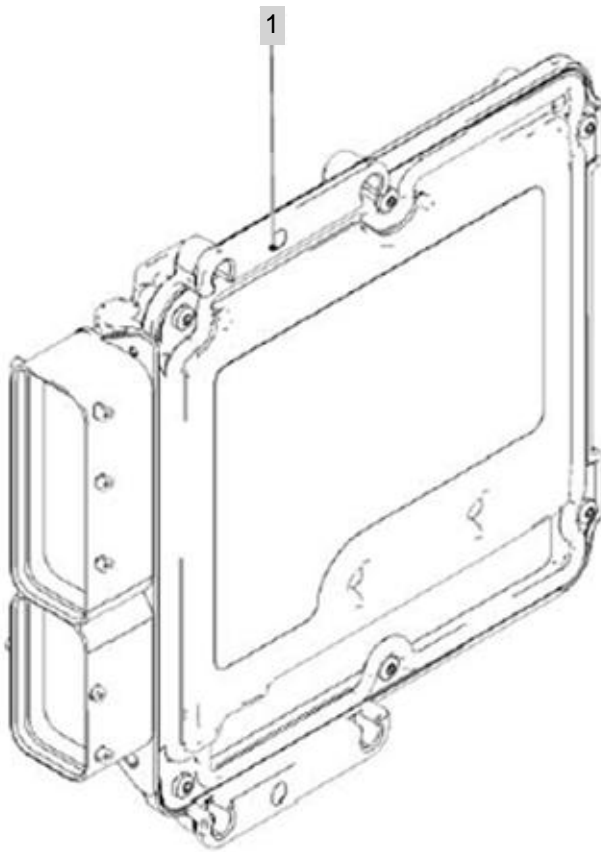
FIG 27

0511 8909

년/월
Year/Month

2020.07

T654SC



27 - 0511 8909

CONTROL UNIT

NOTE

FIG 37

T654SC

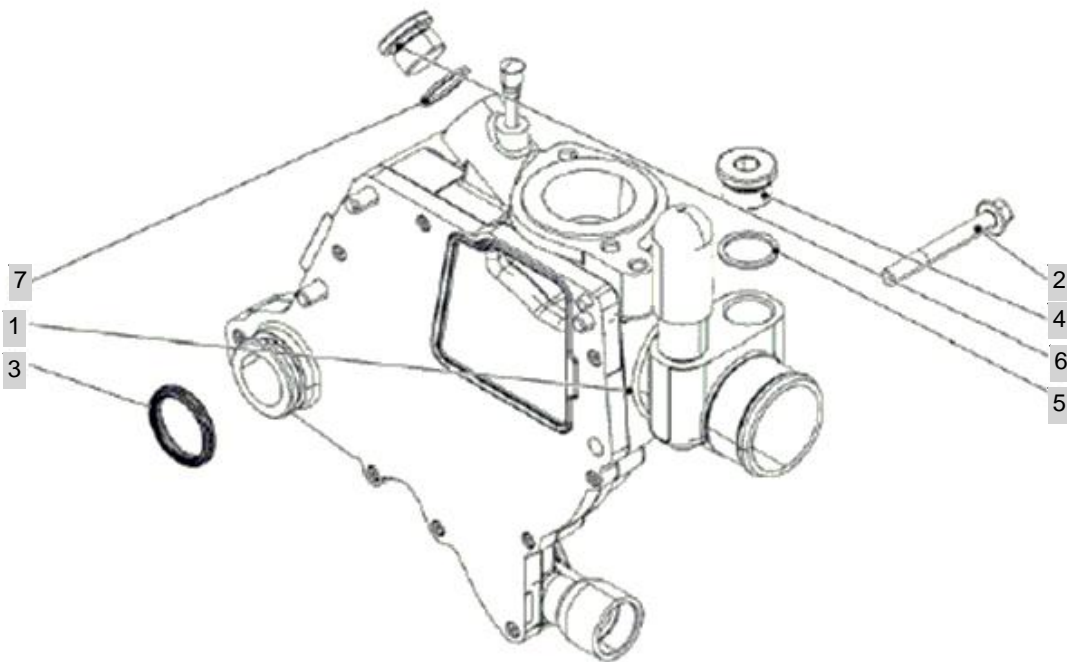
0512 4331

년/월
Year/Month

2020.07

37 - 0512 4331

COOLANT PUMP



NOTE

FIG 38

T654SC

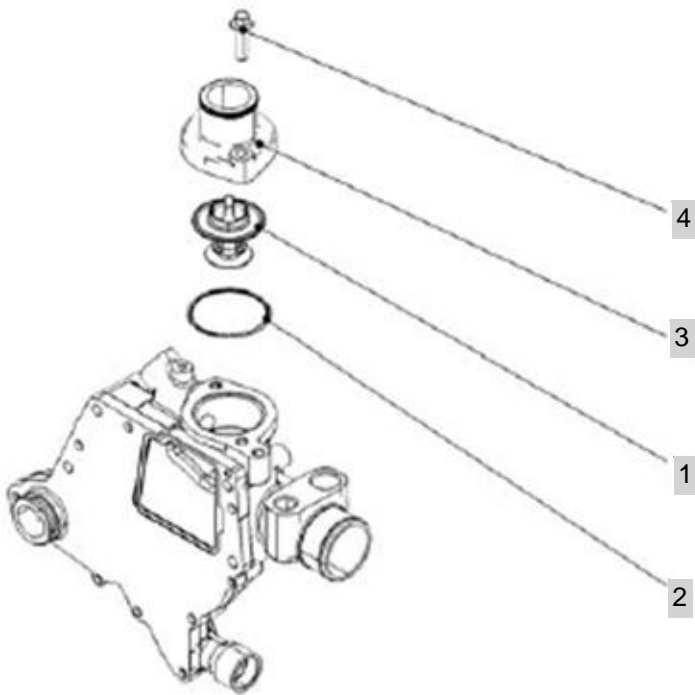
0512 4055

년/월
Year/Month

2020.07

38 - 0512 4055

THERMOSTAT



NOTE

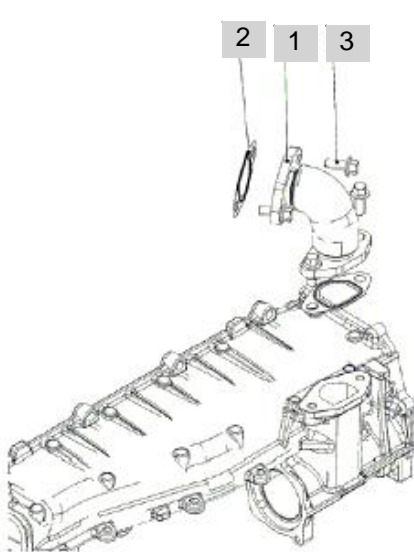
FIG 41

T654SC

0512 4143, 0512 4058, 0512 4097, 0512 4257

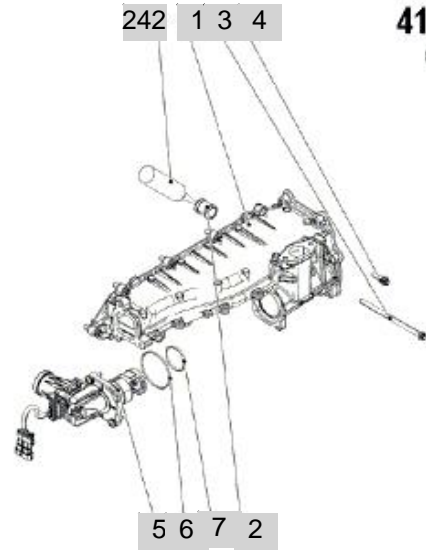
년/월
Year/Month

2020.07



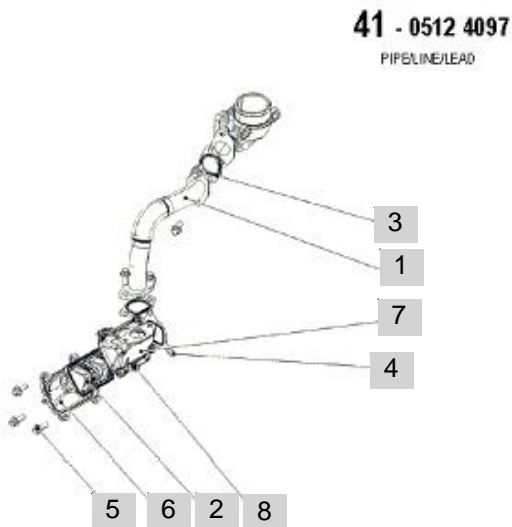
41 - 0512 4058

PIPELINE/LEAD



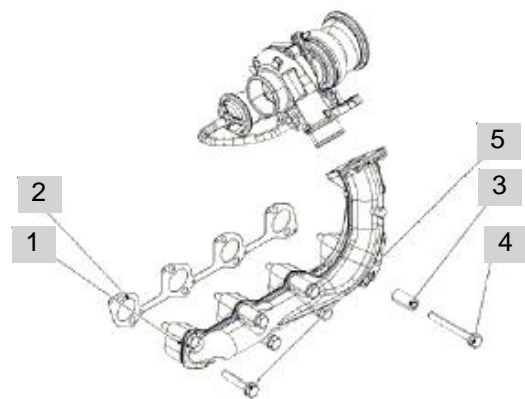
41 - 0512 4143

EGR-MODULE



41 - 0512 4097

PIPELINE/LEAD



41 - 0512 4257

EXHAUST MANFOLD

NOTE

FIG 43

0512 4384

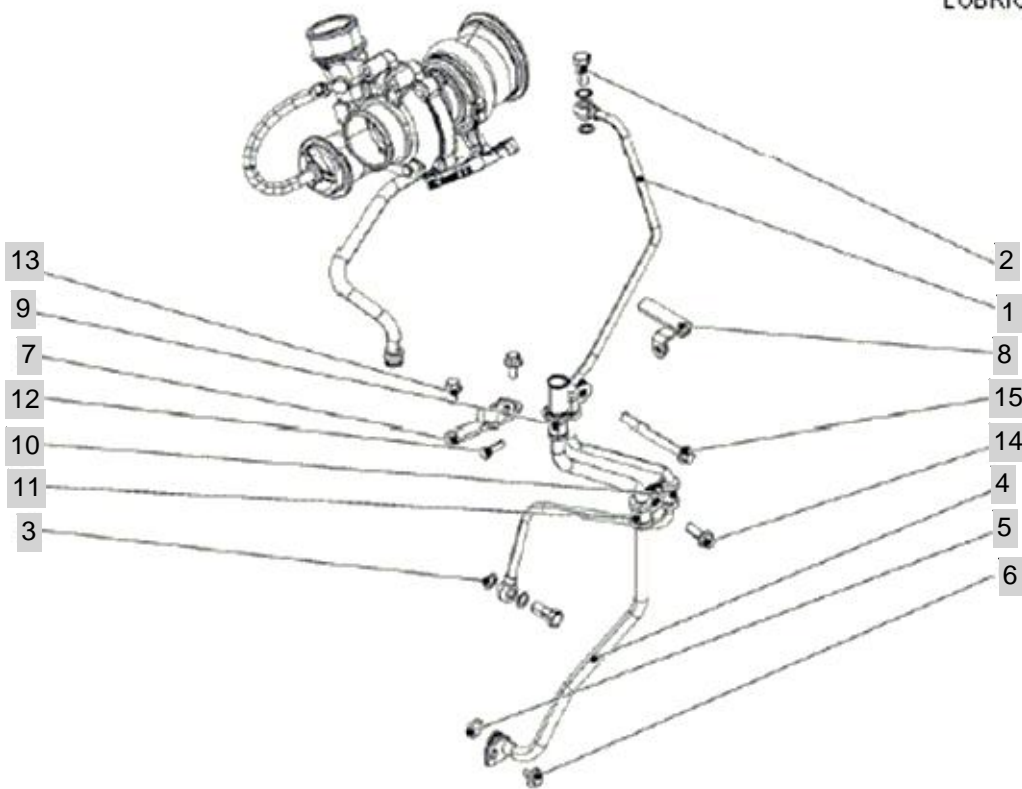
년/월
Year/Month

2020.07

T654SC

43 - 0512 4384

LUBRICAT. OIL LINE



NOTE

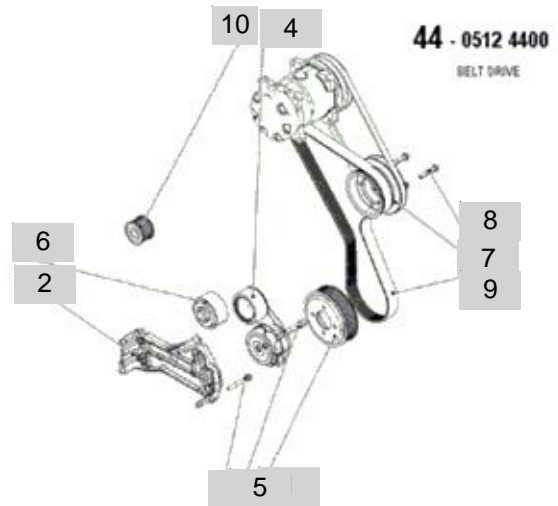
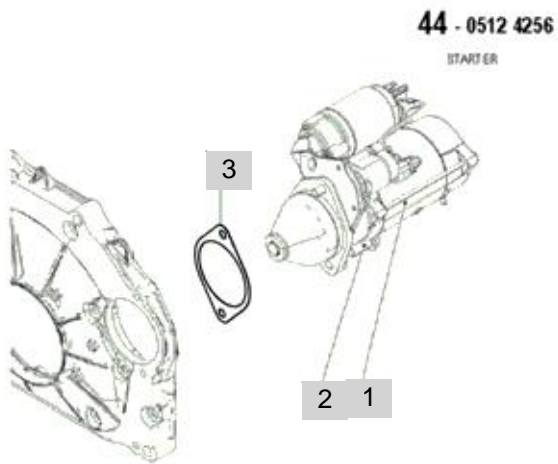
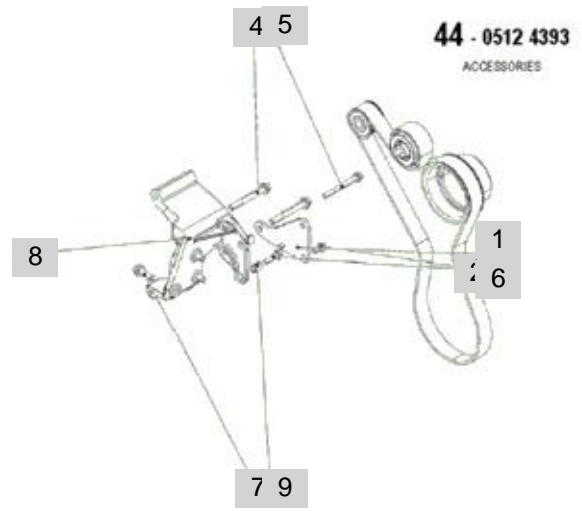
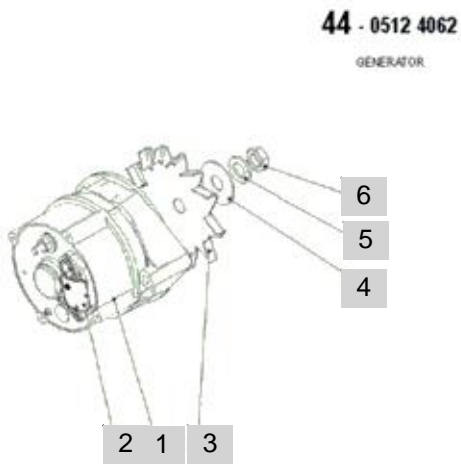
FIG 44

T654SC

0512 4062, 0512 4256, 0512 4393, 0512 4400

년/월
Year/Month

2020.07



NOTE

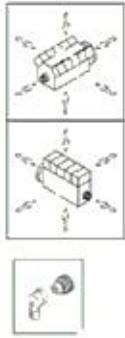
FIG 48A

T654SC

0511 7723, 0512 4011, 0512 4098, 0512 4127,
0512 4292

년/월
Year/Month

2020.07



48 - 0511 7723
ATTACHMENT PLUG



48 - 0512 4098
PLUG-IN CONNECTOR

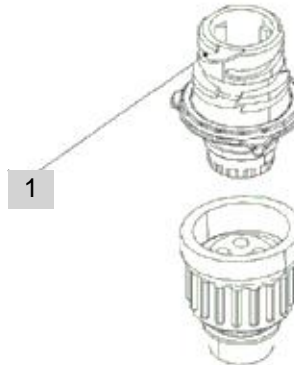
1



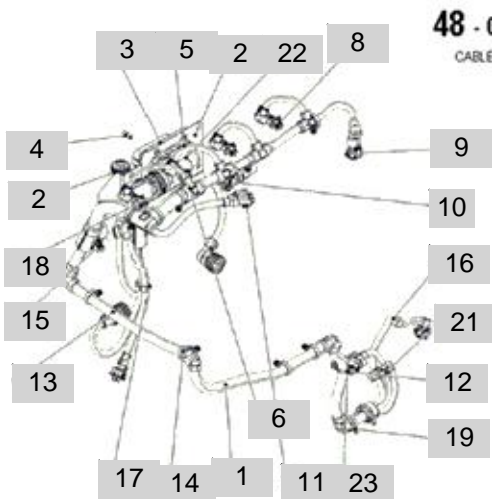
48 - 0512 4011
CABLE HARNESS

2 1

48 - 0512 4127
PLUG-IN CONNECTOR



1



48 - 0512 4292
CABLE HARNESS

3 5 2 22 8

4 9
2 10
18 16
15 21
13 12
6 19
17 14 1 11 23

NOTE

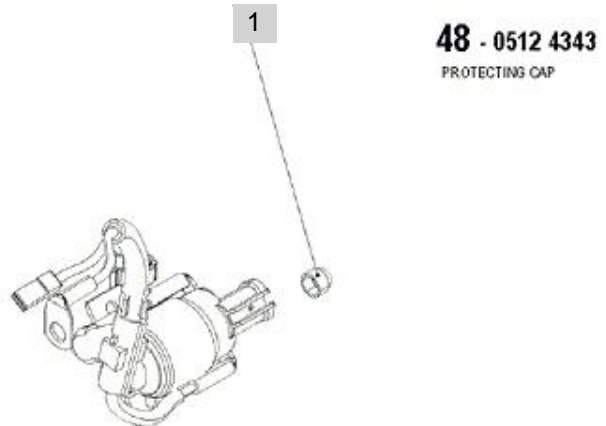
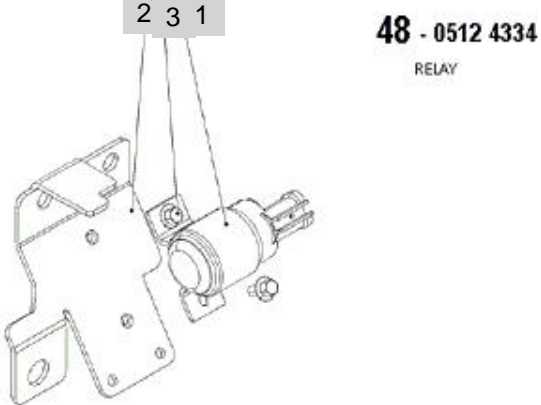
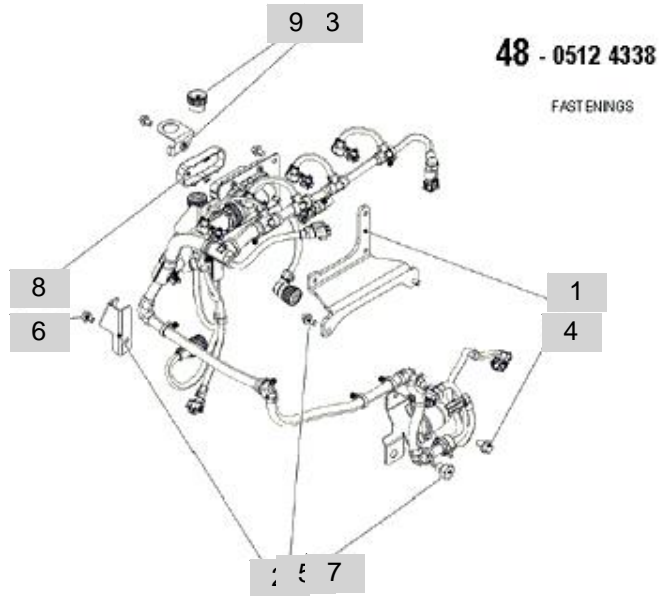
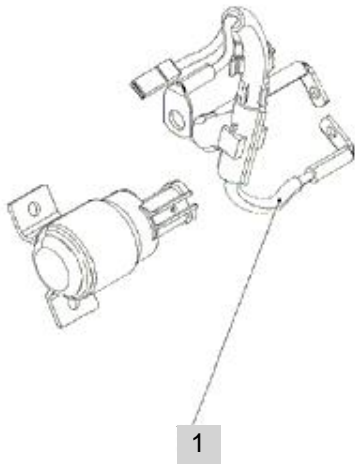
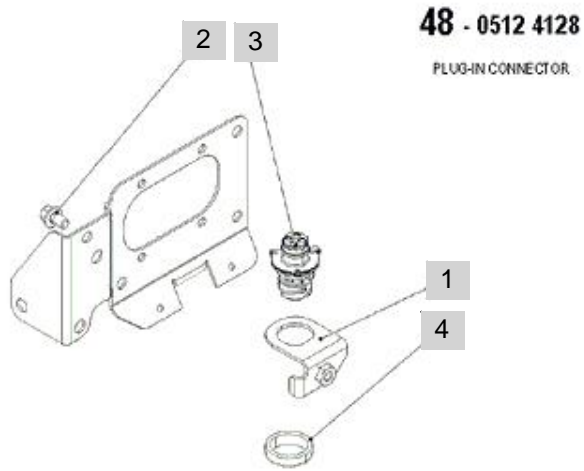
FIG 48B

T654SC

0512 4128, 0512 4293, 0512 4334, 0512 4338,
0512 4343

년/월
Year/Month

2020.07



NOTE

FIG 48B T654SC		0512 4128, 0512 4293, 0512 4334, 0512 4338, 0512 4343						년/월 Year/Month	
								2020.07	
KEY NO	PART NO		DESCRIPTION	SPEC	QTY	REPAIR	EFFECTIVE DATE	REMARKS	
48B	01	0512 4128	0512 4128		0				
48B	1	0413 1768	BRACKET		1				
48B	2	0118 3644	HEXAGON BOLT		1			30Nm	
48B	3	0421 6831	PLUG IN CONNECTOR		1			B51	
48B	4	0421 4227	FASTENING RING		1				
48B	02	0512 4293	0512 4293		0				
48B	1	0421 0230	ELECTRIC LINE		1				
48B	03	0512 4334	0512 4334		0				
48B	1	0421 6031	RELAY		1				
48B	2	0421 1050	BRACKET		1				
48B	3	0118 1442	HEXAGON BOLT		2			13Nm	
48B	04	0512 4338	0512 4338		0				
48B	1	0413 1771	ANGLE SUPPORT		1				
48B	2	0421 0802	RETAINING PLATE		1				
48B	3	0413 1768	BRACKET		1				
48B	4	0114 8690	HEXAGON BOLT		2			60 Nm	
48B	5	0118 1436	HEXAGON BOLT		2			30 Nm	
48B	6	0118 3644	HEXAGON BOLT		5			30 Nm	
48B	7	0114 3017	HEXAGON BOLT		1			60 Nm	
48B	8	0421 4452	CAP		1				
48B	9	0421 3431	PROTECTING CAP		1				
48B	10	0421 3443	CLAMPING BAND		1				
48B	05	0512 4343	0512 4343		0				
48B	1	0118 2593	PROTECTING CAP		1				
NOTE									

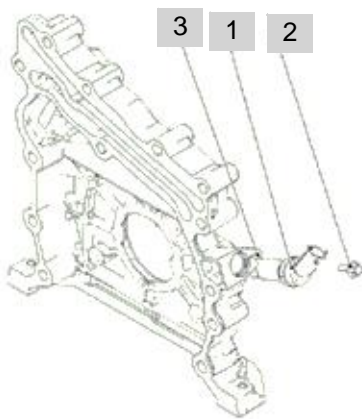
FIG 51

T654SC

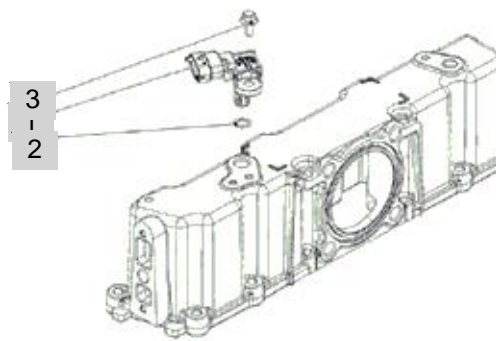
0512 4060, 0512 4104, 0512 4300, 0512 4329

년/월
Year/Month

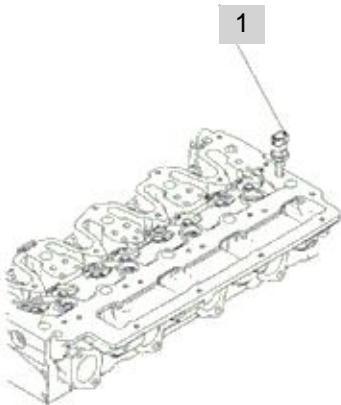
2020.07



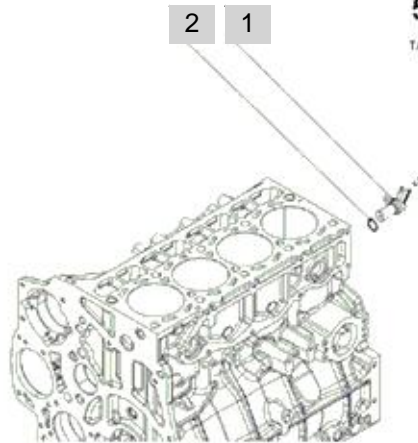
51 - 0512 4060
TACHO-GENERATOR



51 - 0512 4329
SENSOR



51 - 0512 4104
TEMPER. TRANSMITTER



51 - 0512 4300
TACHO-GENERATOR

NOTE

FIG 63

T654SC

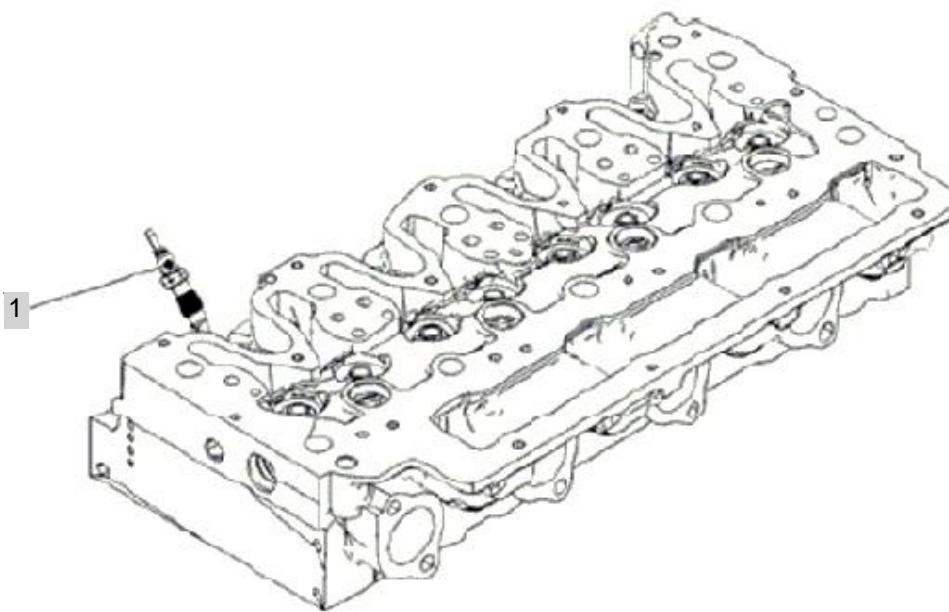
0512 4010

년/월
Year/Month

2020.07

63 - 0512 4010

GLOW PLUG



NOTE

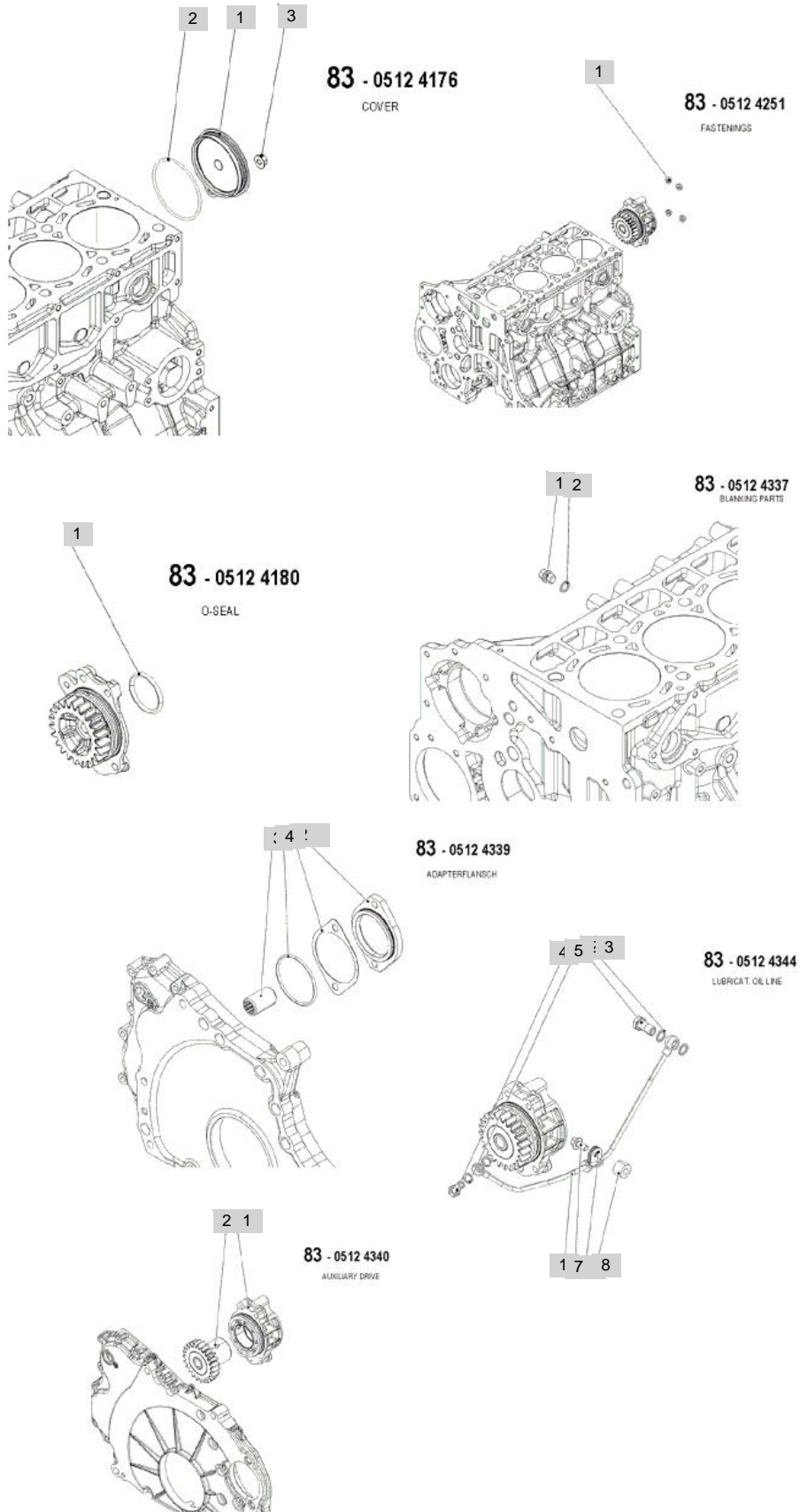
FIG 83

T654SC

0512 4176, 0512 4180, 0512 4251, 0512 4337,
0512 4339, 0512 4340, 0512 4344

년/월
Year/Month

2020.07



NOTE

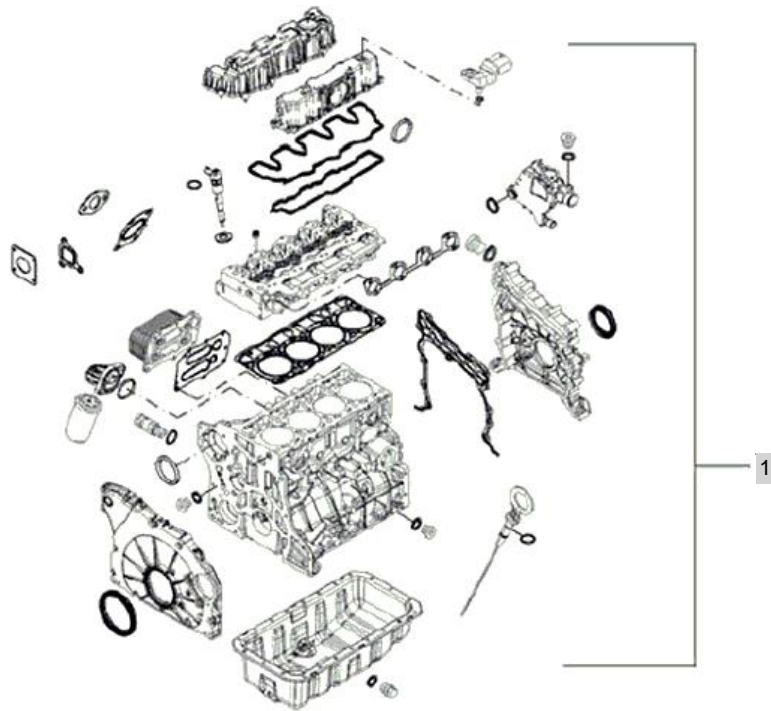
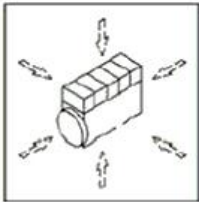
FIG 90

T654SC

0512 4355

년/월
Year/Month

2020.07



90 - 0512 4355

GASKET SET

NOTE

Z. ENGINE ACCESSORIES & CONTROL PART NO.

T654SC-C2

FIG 201 AIR CLEANER	66
FIG 202 RADIATOR	68
FIG 203 MUFFLER & EXHAUST PIPE	70
FIG 204 FUEL TANK	72
FIG 205 FUEL FILTER & FUEL PUMP	74
FIG 206 OIL COOLER	76

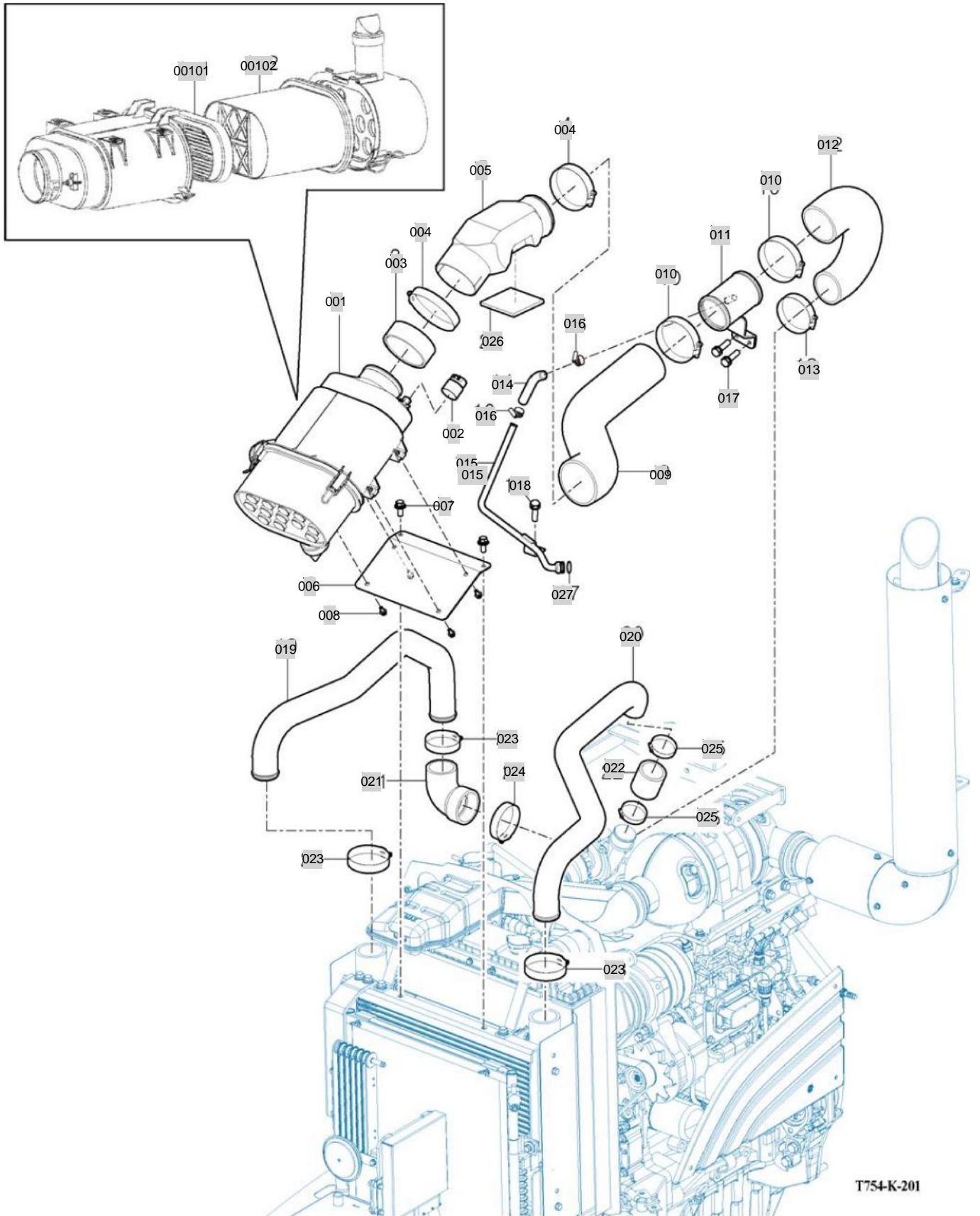
FIG 201

AIR CLEANER

년/월
Year/Month

T654SC

2020.07



T754-K-201

NOTE

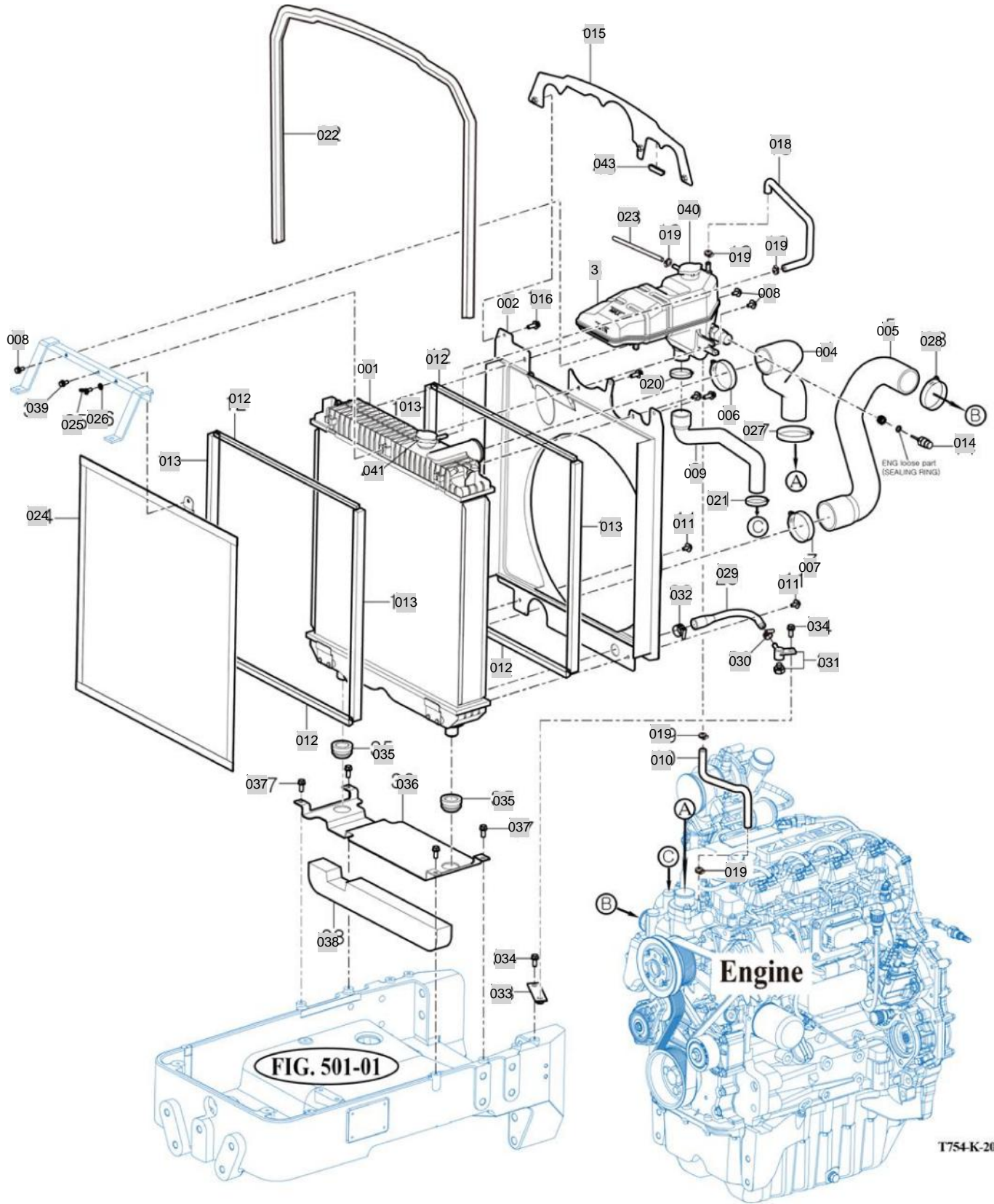
FIG 202

RADIATOR

년/월
Year/Month

2020.07

T654SC



NOTE

FIG 202		RADIATOR						년/월	
								Year/Month	
T654SC		2020.07							
KEY NO	PART NO	DESCRIPTION	SPEC	QTY	REPAIR	EFFECTIVE DATE	REMARKS		
202	001	18021042500	RADIATOR ASSY			1			
202	002	18021042201	SHROUD			1			
202	003	18021041003	RESERVE TANK			1		2018.10.01~	
202	004	18021040010	HOSE , RADIATOR INLET			1			
202	005	18021040020	HOSE , RADIATOR/OUTLET			1			
202	006	34513310040	CLAMP , HOSE			1			
202	007	14885050150	CLIP, HOSE			1	20030401		
202	008	V2193606025	BOLT , HEX/SPL	M6X25		3	20071108		
202	009	18021040030	HOSE ID22			1			
202	010	18028200081	HOSE 290			1			
202	011	V2193606016	BOLT , HEX/SPL	M6X16		3	20040401		
202	012	16601042340	SPONGE , 495			4	20101027		
202	013	10011042360	SPONGE , 20X15	20X15X490		4			
202	014	04218100	LEVEL SWITCH			1			
202	015	18021042300GB	PLATE COMP , SEAL C			1			
202	016	V2123606016	BOLT , HEX /SP	M6X16		3	20081128		
202	018	18021040041	HOSE RD TANK			1			
202	019	14501410050	CLAMP , WORM 14.5	1X1X1		5	20111227		
202	020	14241010050	CLIP , 42			1			
202	021	14445100080	CLAMP , HOSE			1			
202	022	10031040320	INSULATOR			1			
202	023	18021040050	HOSE , BREATHER 500			1			
202	024	17811042300GB	NET COMP , RADIATOR			1			
202	025	V2712606012	BOLT , WING	M6X12		1			
202	026	V4111600060	WASHER , PLAIN	M6		1	20081201		
202	027	34513310040	CLAMP , HOSE			1			
202	028	34513310040	CLAMP , HOSE			1			
202	029	19021040091	HOSE(210)	1X1X1		1	20101027		
202	030	37481850030	BAND , HOSE 18.5	1/2 3/4		1	20120105		
202	031	15231041000	CONNECTOR			1	20101027		
202	032	37681850160	BAND , CLAMP(22)			1	20101027		
202	033	16991041100GB	PLATE COMP , CONNECTOR	1X1X1		1			
202	034	V2183608025	BOLT , HEX/SP	M8X25		1	20071001		
202	035	19021040020	CUSHION RADIATOR	1X1X1		2			
202	036	17131142100GB	SUPPORT , RADIATOR	480X150X38.5		1			
202	037	V2183608020	BOLT , HEX/SP	M8X20		4	20081201		
202	038	18021040500	INSULATOR , RADIATOR			1			
202	039	V2323606016	BOLT , C/R HEX/SP	M6X16		1	20070809		
202	040	13011042110	RADIATOR CAP	1X1X1		1			
202	041	18021042110	CAP ASSY OKPa			1			
202	042	01148836	SEALING RING			1			
202	043	36806060040	INSULATOR , 30	1X1X1		1			
NOTE									

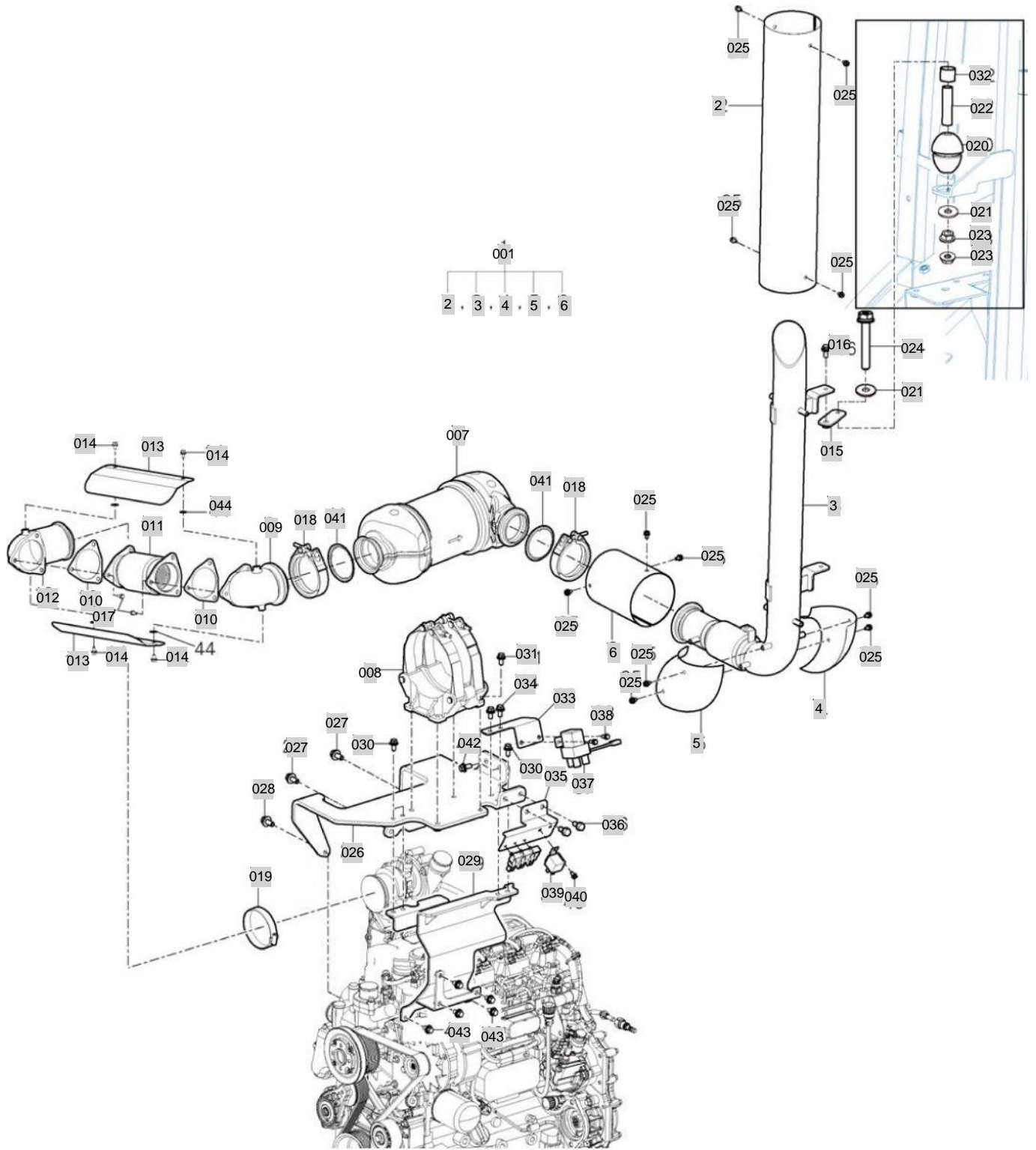
FIG 203

T654SC

MUFFLER & EXHAUST PIPE

년/월
Year/Month

2020.07



NOTE

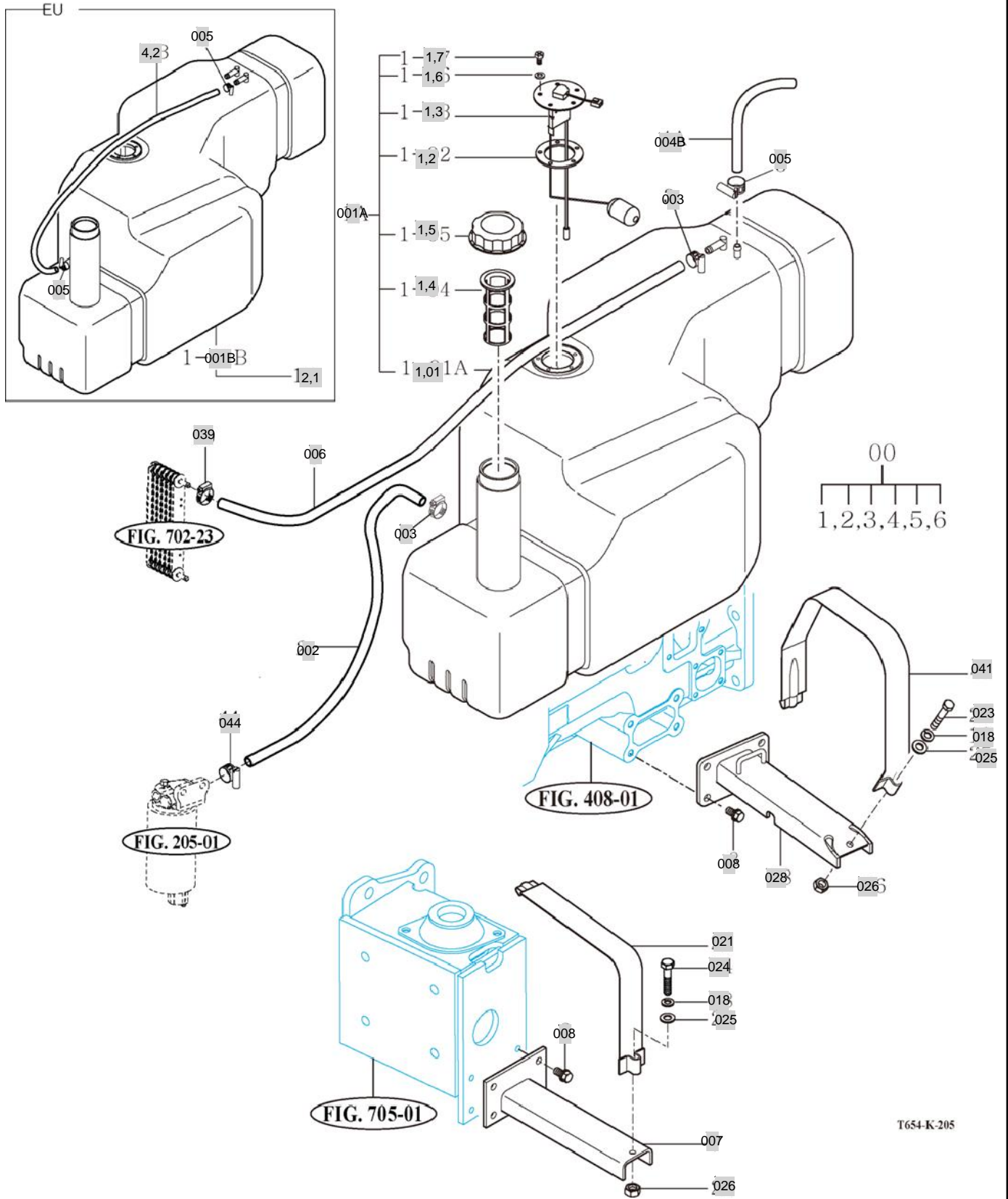
FIG 204

FUEL TANK

T654SC

년/월
Year/Month

2020.07



NOTE

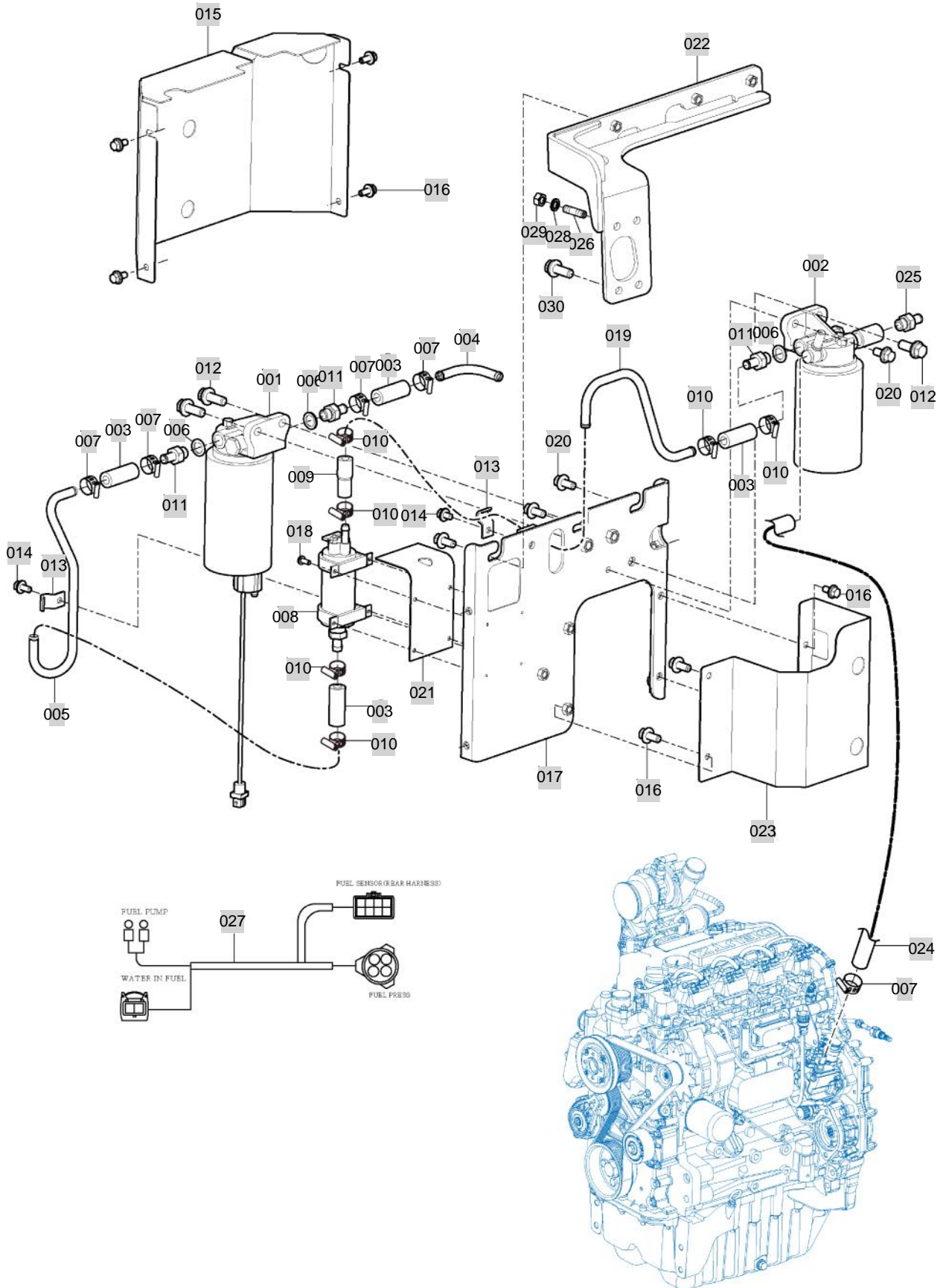
FIG 205

FUEL FILTER & FUEL PUMP

년/월
Year/Month

T654SC

2020.07



NOTE

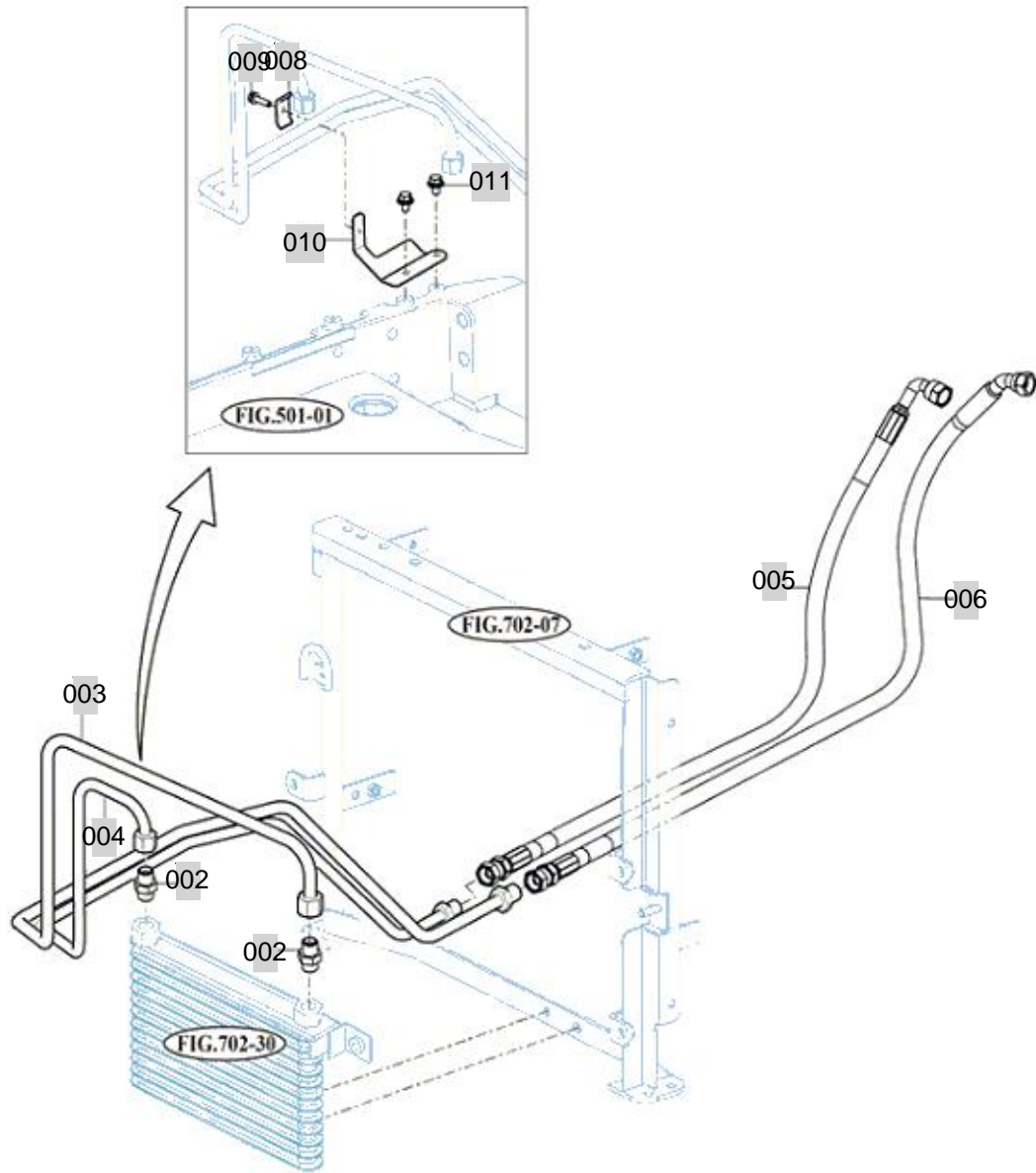
FIG 206

T654SC

OIL COOLER

년/월
Year/Month

2020.07



X750QP-K-207

NOTE

3. CLUTCH,BRAKE,STEERING PART NO. T654SC-C3

FIG 301 CLUTCH	79
FIG 302 CLUTCH PEDAL	81
FIG 302-2 CLUTCH PEDAL	84
FIG 303 BRAKE	86
FIG 304 BRAKE PEDAL & LINK	88
FIG 305 FORNT WHEEL	90
FIG 306 REAR WHEEL	92
FIG 307 POWER STEERING WHEEL	94
FIG 308 POWER STEERING VALVE	96
FIG 309 POWER STEERING CYLINDER	98
FIG 310 HAND BRAKE & BRAKE(EU)	100

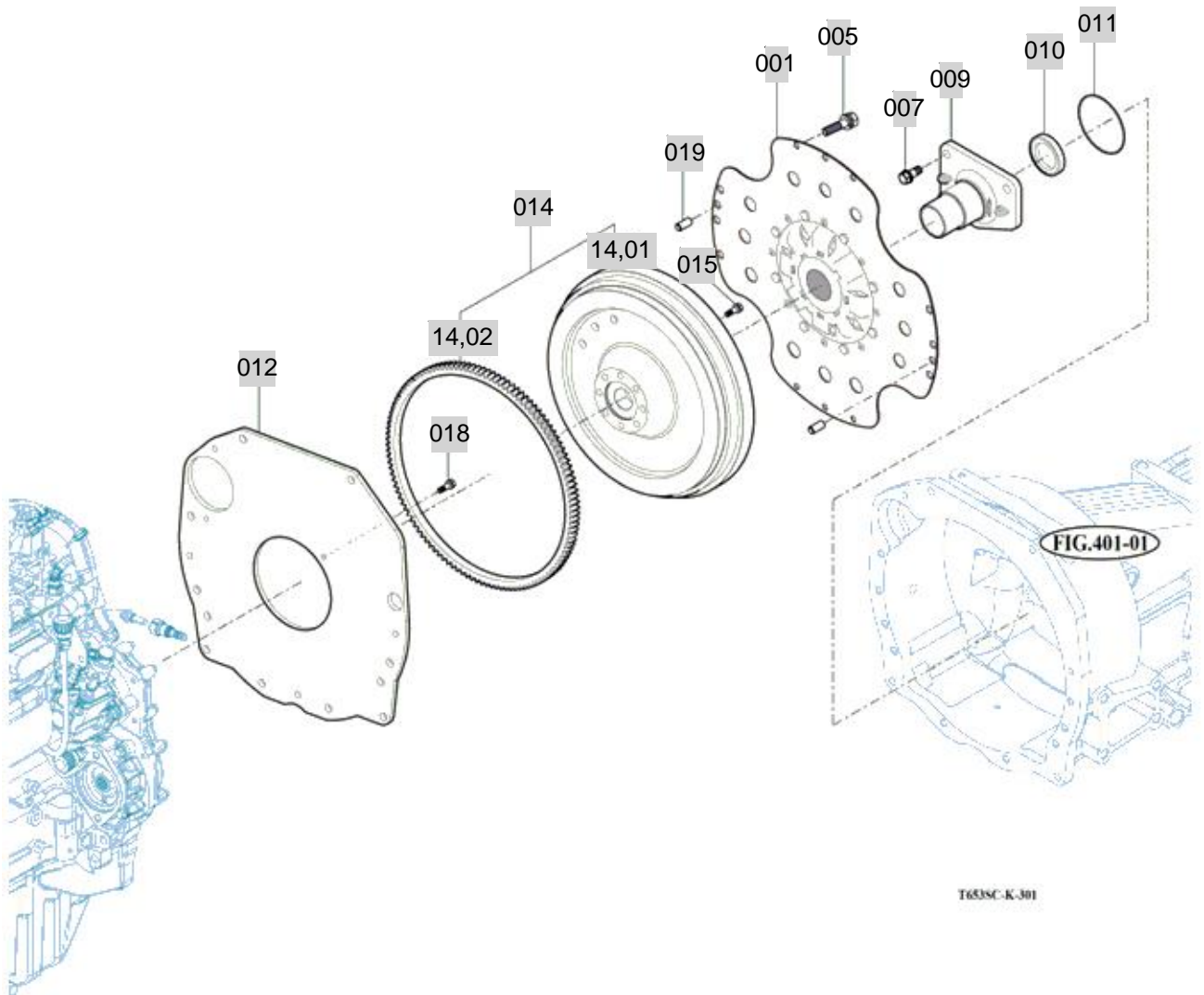
FIG 301

T654SC

CLUTCH

년/월
Year/Month

2020.07



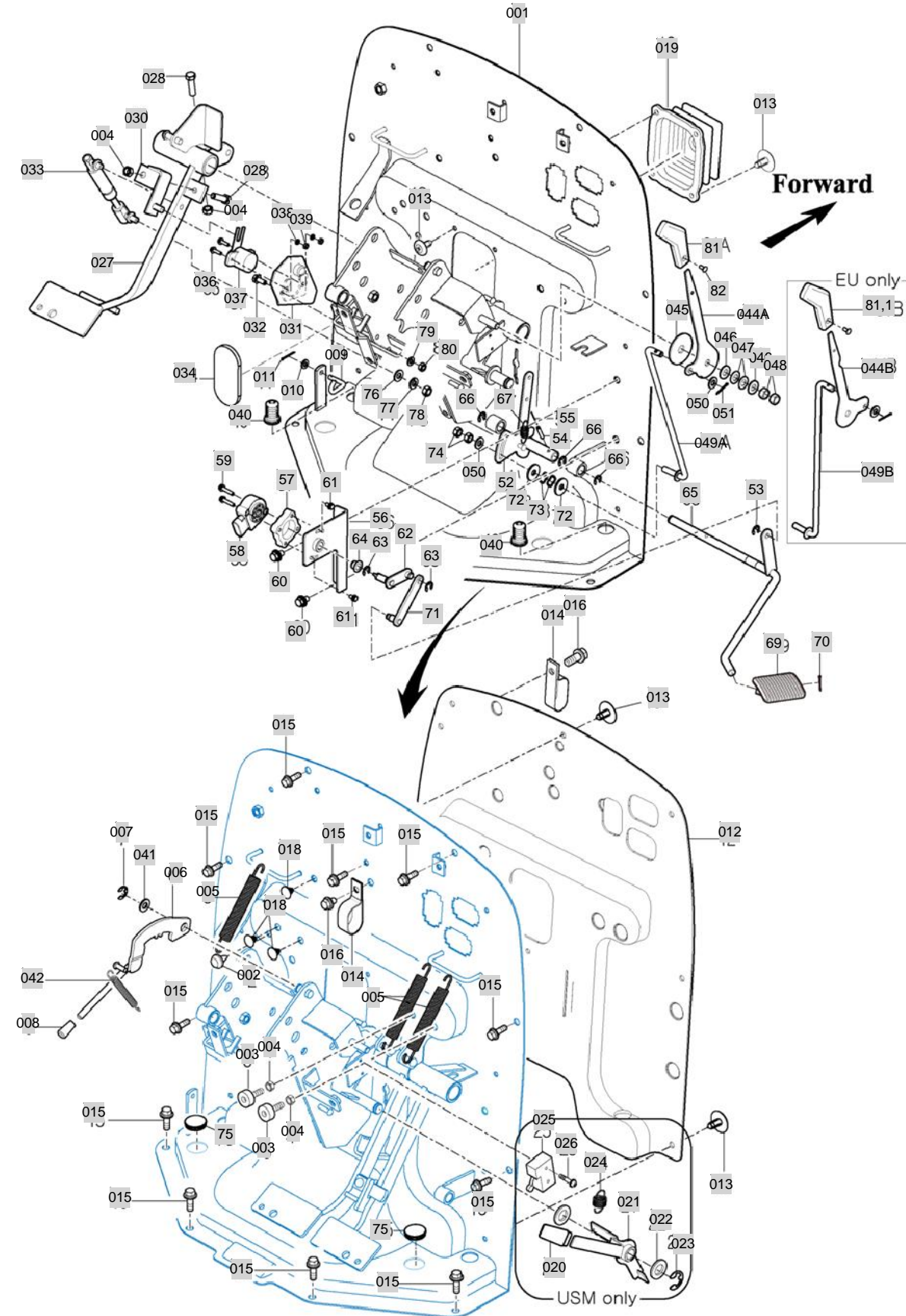
NOTE

FIG 302

CLUTCH PEDAL

년/월
Year/Month

2020.07



NOTE

FIG 302		CLUTCH PEDAL					년/월 Year/Month		
							2020.07		
T654SC		KEY NO	PART NO	DESCRIPTION	SPEC	QTY	REPAIR	EFFECTIVE DATE	REMARKS
302	001	15736304200GB	PANEL COMP , DASH			1			
302	001	18186304200GB	PANEL COMP , DASH			1			2017.12.01~ EU Only
302	002	14326160020	RUBBER , CUSHION	1X1X1		1		20071011	
302	003	14216020051	RUBBER , CUSHION B	1X1X1		2		20030901	
302	004	V3043600080	NUT , HEX/2	M8		4		20081001	
302	005	14041200080	RETURN SPRING , CLUTCH	HL2000공용		3			
302	006	14724042401GB	LEVER COMP , TILT	1X1X1		1		20061101	
302	007	V7081400090	E-RING	9		1		20040501	
302	008	21615250020	GRIP , LEVER/RED			1		20070121	US Only
302	008	14445070030	GRIP , LEVER	1X1X1		1			2017.12.01~ EU Only
302	009	15441230050	ROD	D=5.25 5.3		1			
302	010	V4111600060	WASHER , PLAIN	M6		1		20081201	
302	011	V5001920020	PIN , SPLIT	2X20		1		20040501	
302	012	18027071991	INSULATOR,DASH			1			
302	013	17686040020	RIVET SET , black	SV625		13		20080129	
302	014	14441010161	CLAMP , RADIATOR HOSE	1X1X1		2		20111221	
302	015	V2183608016	BOLT , HEX/SP	M8X16		10		20081224	
302	016	V2183608020	BOLT , HEX/SP	M8X20		2		20081201	
302	018	15276040020	CLIP , TRIM	1X1X1		3		20100108	
302	019	19996300010	BOOT,STEERING/HOSE	T=1.5		1			
302	020	34523030020	GRIP , THROTTLE	1X1X1		1			US Only
302	021	14523293301GB	LEVER COMP,PARKING	1X1X1		1			US Only
302	022	V4111600160	WASHER , PLAIN	M16		1		20071011	US Only
302	023	V7081400150	E-RING	15		1			US Only
302	024	14321200040	SPRING , TENSION 31	D=1.2		1		20101126	US Only
302	025	16756214701	SWITCH ASSY , SAFETY	1X1X1		1			US Only
302	026	V1222604025	SCREW , C/R PAN/SP	M4X25		2			US Only
302	027	19991332100GB	PEDAL COMP , CLUTCH	340*100*150		1			
302	028	V2013608030	BOLT , HEX	M8X30		2		20081201	
302	030	14541332400	PLATE COMP , SENSOR PIN	1X1X1		1			
302	031	14546303400	PLATE COMP , SENSOR	1X1X1		1			
302	032	V2113606016	BOLT , HEX /S	M6X16		1		20081201	
302	033	14541332200	DAMPER ASSY , CLUTCH	1X1X1		1			
302	034	14546301230	INSULATOR , CLUTCH PEDAL	1X1X1		1			
302	036	V1222604016	SCREW , C/R PAN/SP	M4X16		2			
302	037	14545300020	POTENTIOMETER ASSY	1X1X1		1		20081201	
302	038	V4011600040	WASHER , SPRING	M4		2		20081201	
302	039	V3002600040	NUT , HEX/1	M4		2			
302	040	14521160090	BOOT , BRAKE ROD	1X1X1		2		20100622	
302	041	V4111600120	WASHER , PLAIN	M12		1		20050901	
302	042	16001200080	RETURN SPRING , BRAKE	1X1X1		1			
302	044A	19991162111	PLATE , THROTTLE LEVER			1			
302	044B	18181162110	PLATE , THROTTLE LEVER			1			2017.12.01~ EU Only
302	045	14141170050	LINING , 13X50X3	T=3		1			
302	046	V4111600100	WASHER , PLAIN	M10		2		20081201	
NOTE									

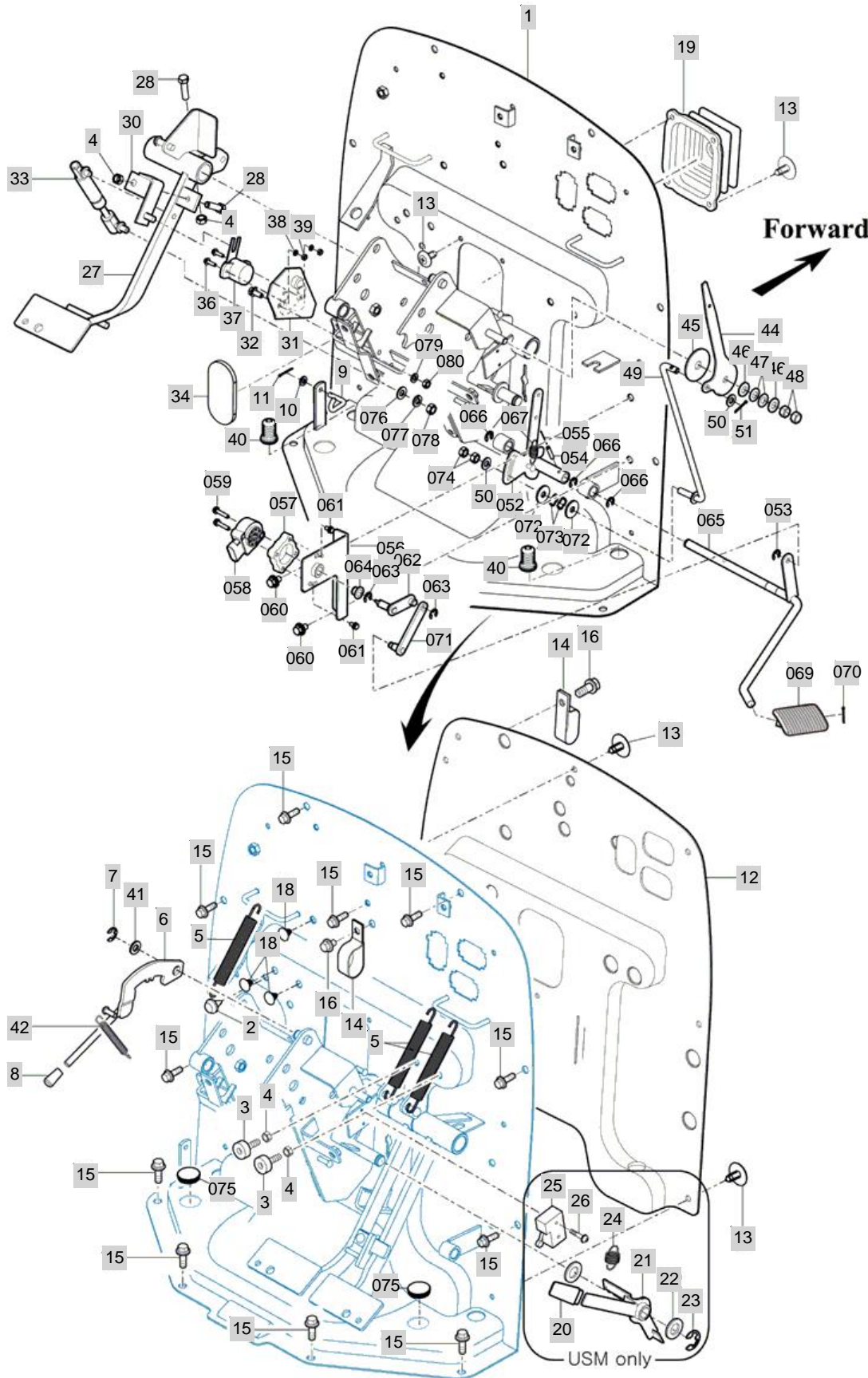
FIG 302-2

CLUTCH PEDAL

년/월
Year/Month

2020.07

T654SC



NOTE

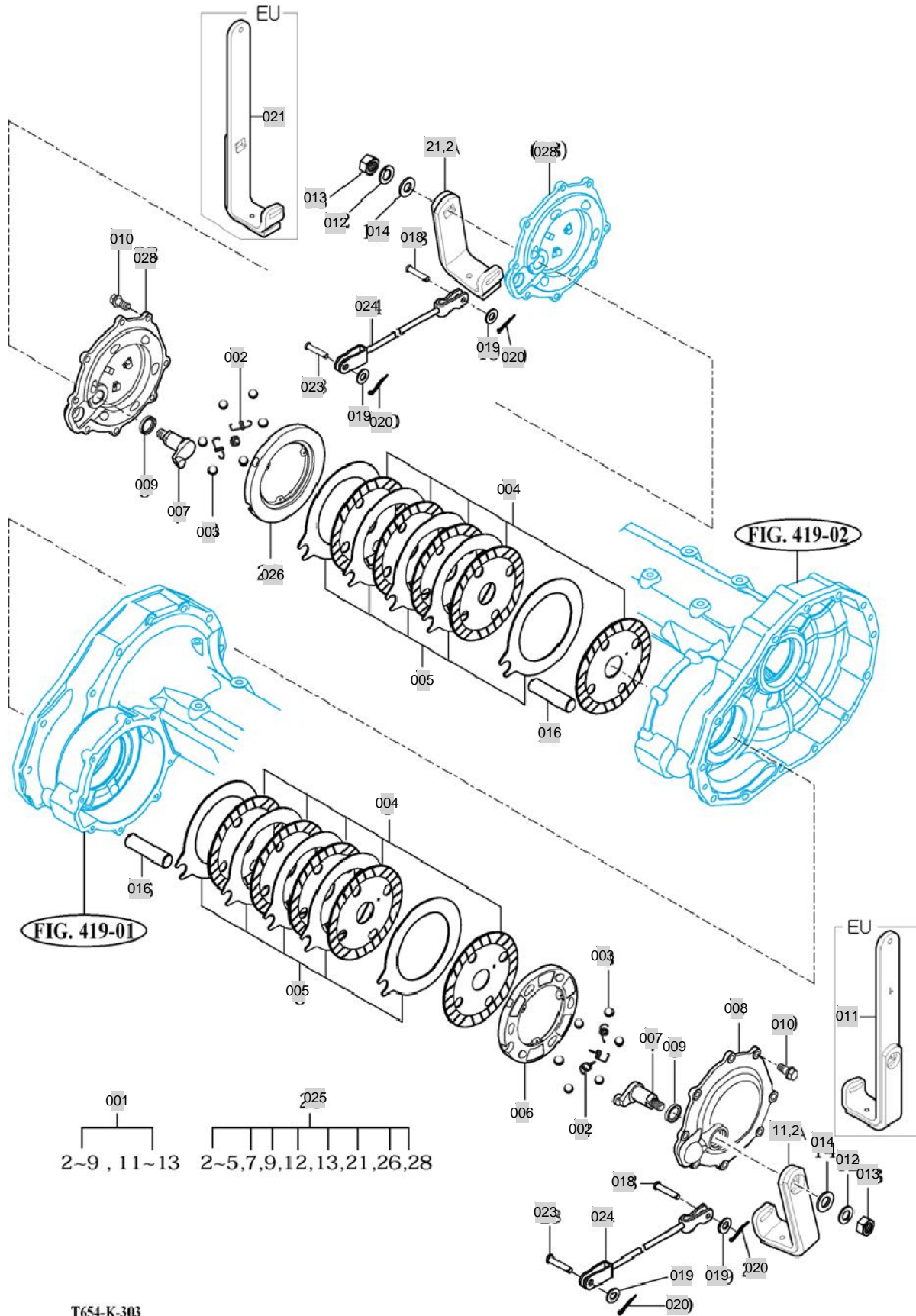
FIG 303

BRAKE

년/월
Year/Month

T654SC

2020.07



T654-K-303

NOTE

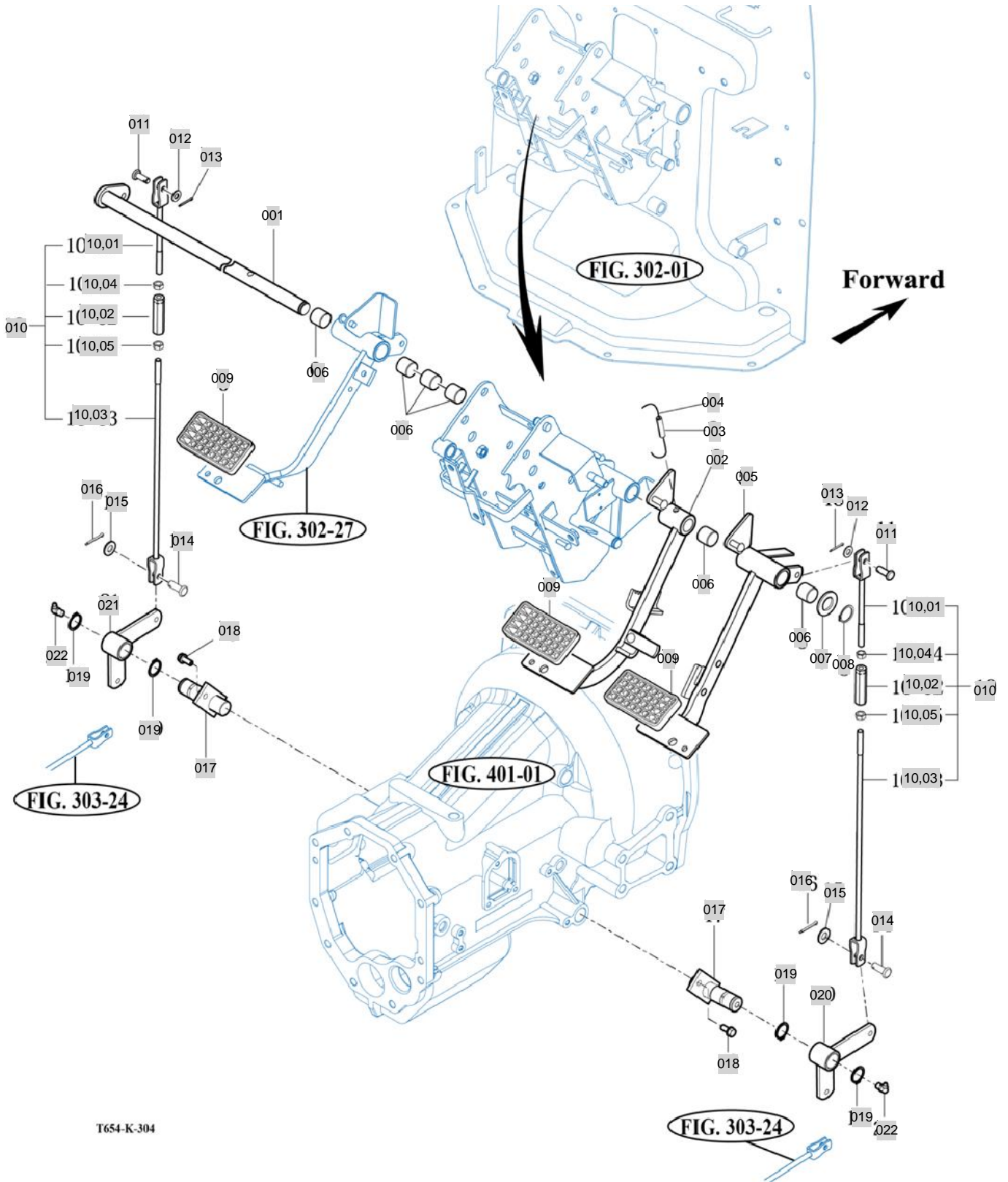
FIG 304

BRAKE PEDAL & LINK

년/월
Year/Month

2020.07

T654SC



T654-K-304

NOTE

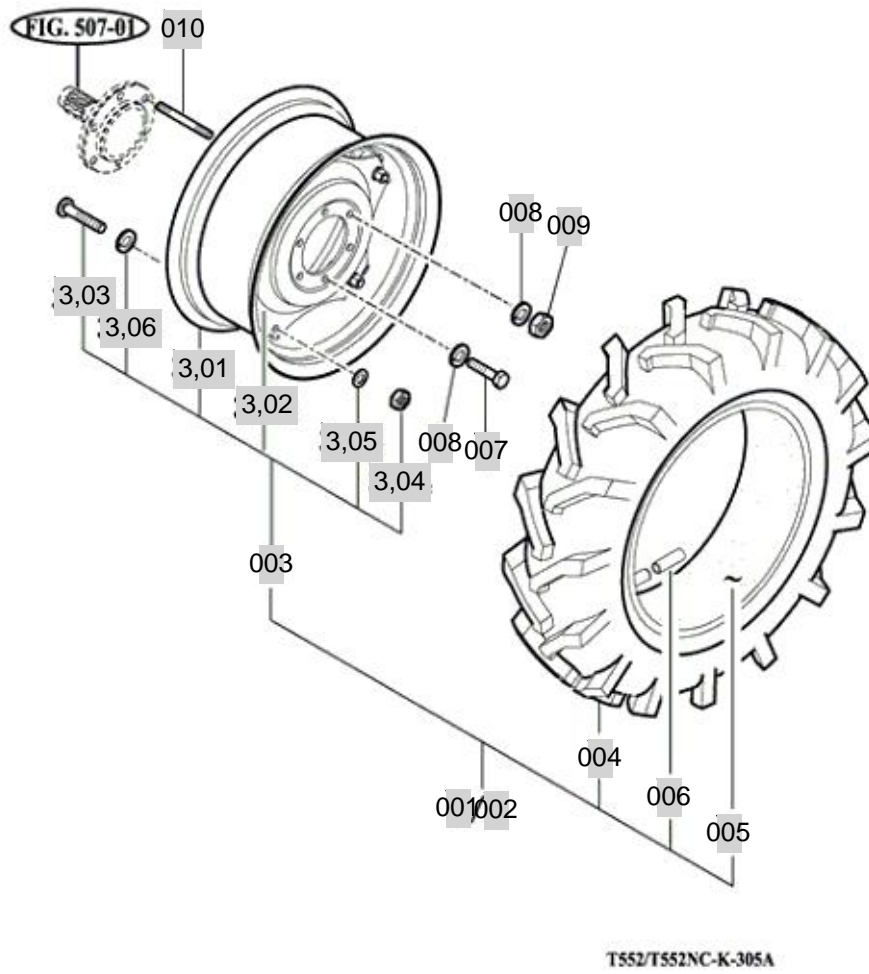
FIG 305

FORNT WHEEL

년/월
Year/Month

2020.07

T654SC



NOTE

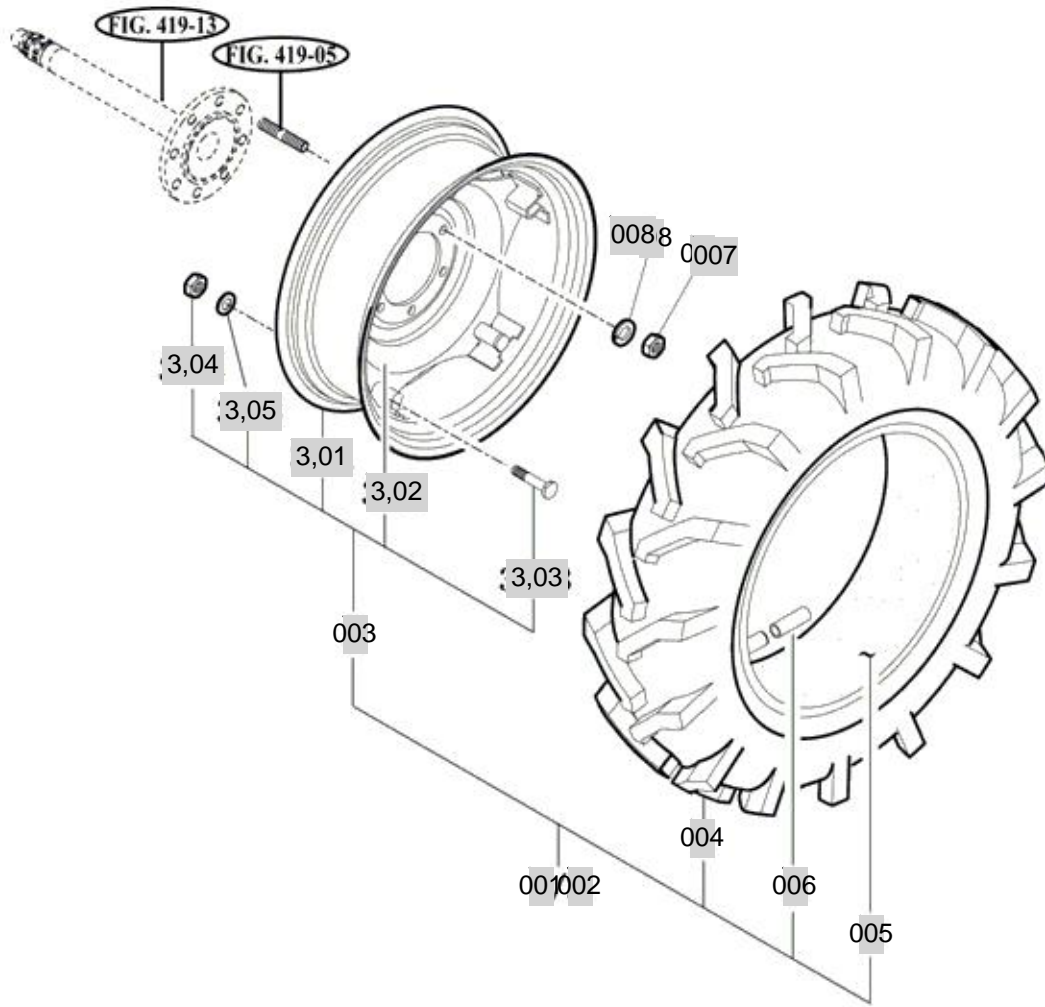
FIG 306

REAR WHEEL

년/월
Year/Month

T654SC

2020.07



T623STQP-K-306

NOTE

FIG 306		REAR WHEEL					년/월 Year/Month 2020.07	
T654SC								
KEY NO	PART NO	DESCRIPTION	SPEC	QTY	REPAIR	EFFECTIVE DATE	REMARKS	
306	001	17973202100	TIRE ASSY , LH 14.9-30-8	1X1X1	1			
306	002	17973292200	TIRE ASSY , RH 14.9-30-8	1X1X1	1			
306	003	19963182100MS	WHEEL , RR 12-30 , PAINTING	1X1X1	2	20060425		
306	004	17546102100	TIRE(14.9-30-8PR)	14.9-30,8PR,R1	2			
306	005	17973200010	TUBE , 14.9-30-8	1X1X1	2	20030801		
306	006	16994370020	CAP , TIRE VALVE	A형	2	20030801		
306	007	V3343600220	NUT , HEX FINE/2	M22	16	20080601	EU Only	
306	007	V3343600220	NUT , HEX FINE/2	M22	8	20080601	US Only	
306	008	V4011600220	WASHER , SPRING	M22	16	20080601	EU Only	
306	008	V4011600220	WASHER , SPRING	M22	8	20080601	US Only	
306	00301	17973182120	RIM , 12-30	1X1X1	2	20030801		
306	00302	16993182110	DISK , WHEEL 28	1X1X1	2	20060425		
306	00303	15263202031	BOLT		12	20030801		
306	00304	15263202041	NUT		12	20030801		
306	00305	15263202050	WASHER	2.6T	12	20030801		
NOTE								

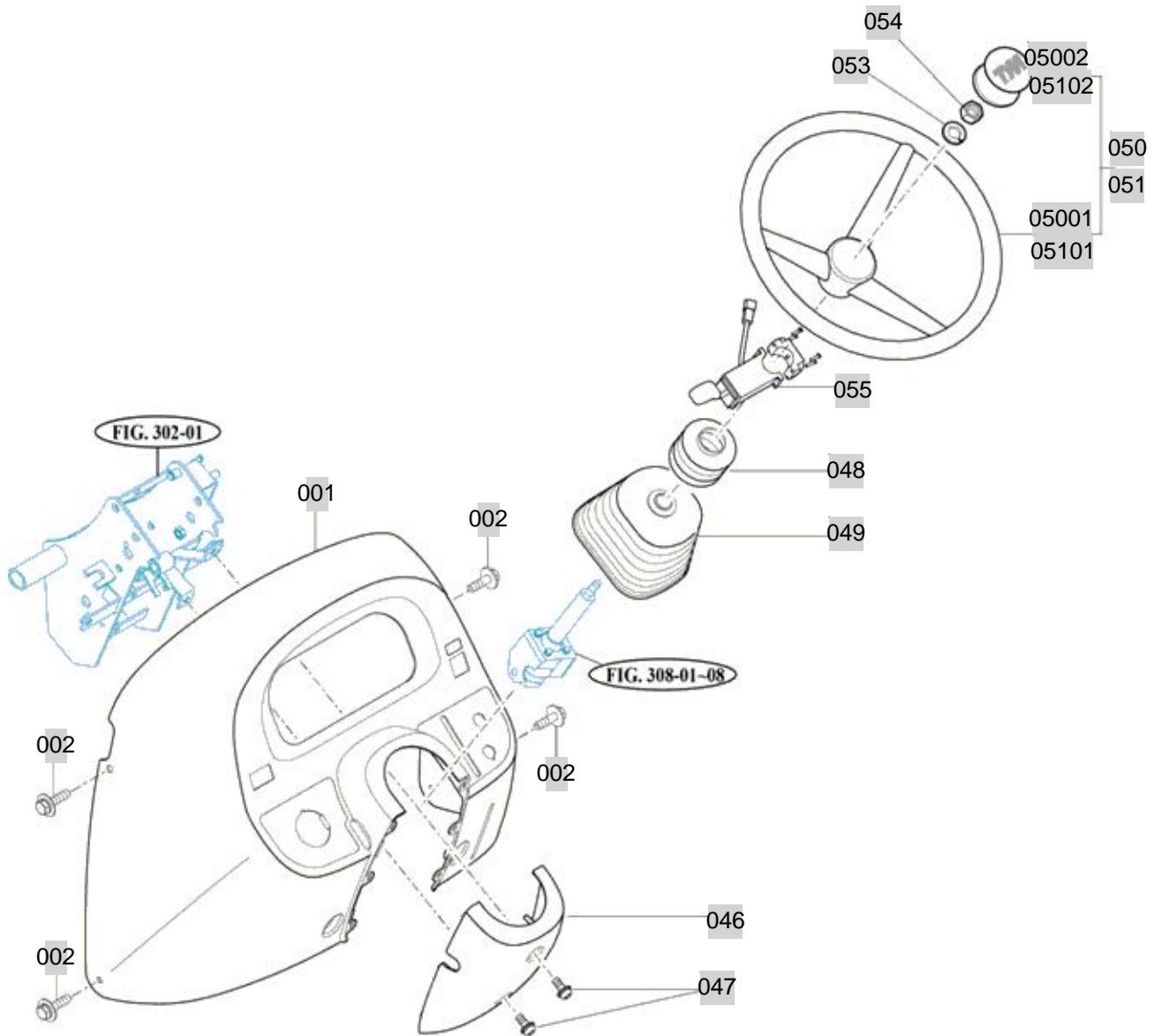
FIG 307

T654SC

POWER STEERING WHEEL

년/월
Year/Month

2020.07



T654SC-K-307

NOTE

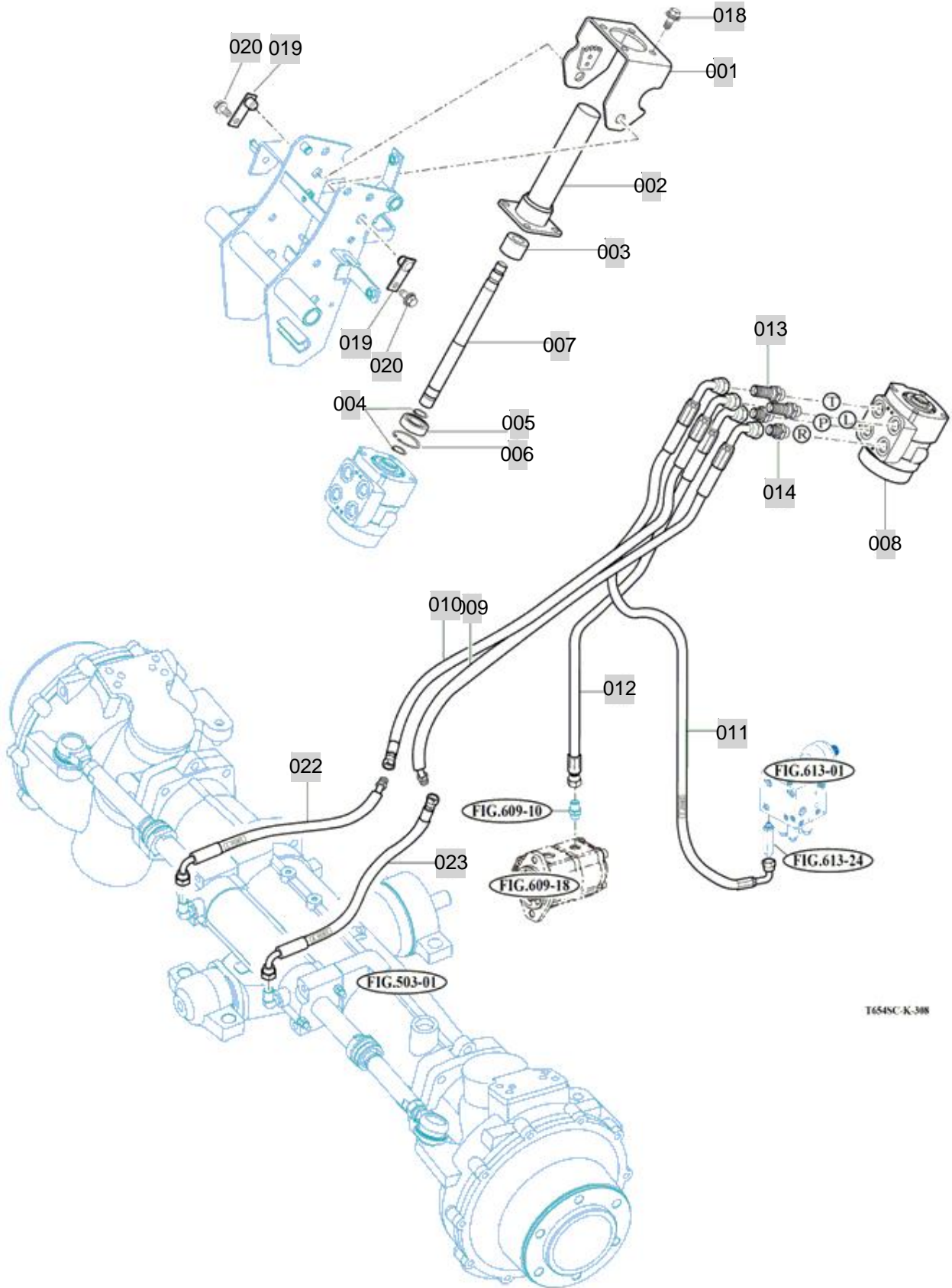
FIG 308

POWER STEERING VALVE

년/월
Year/Month

T654SC

2020.07



T654SC-K-308

NOTE

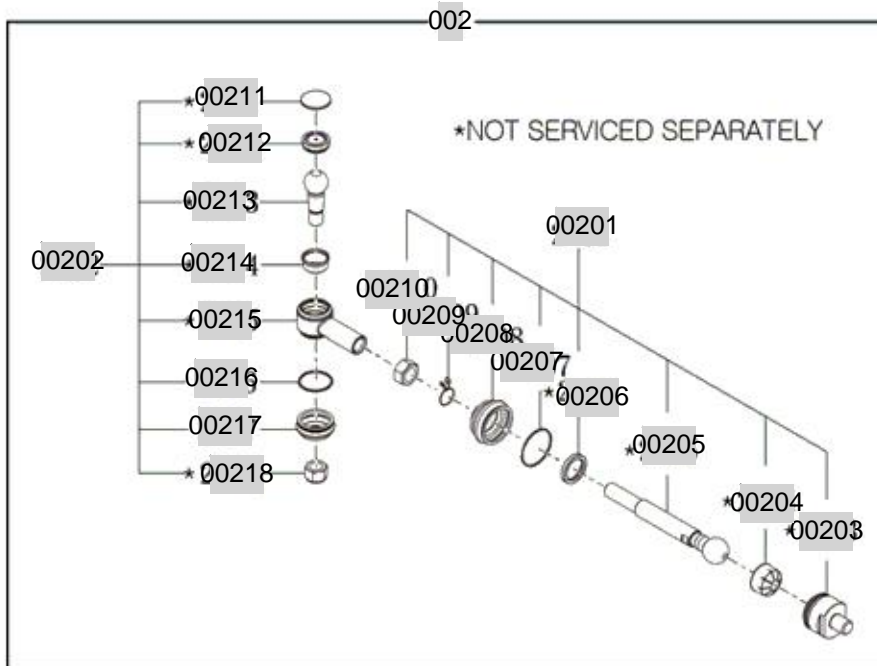
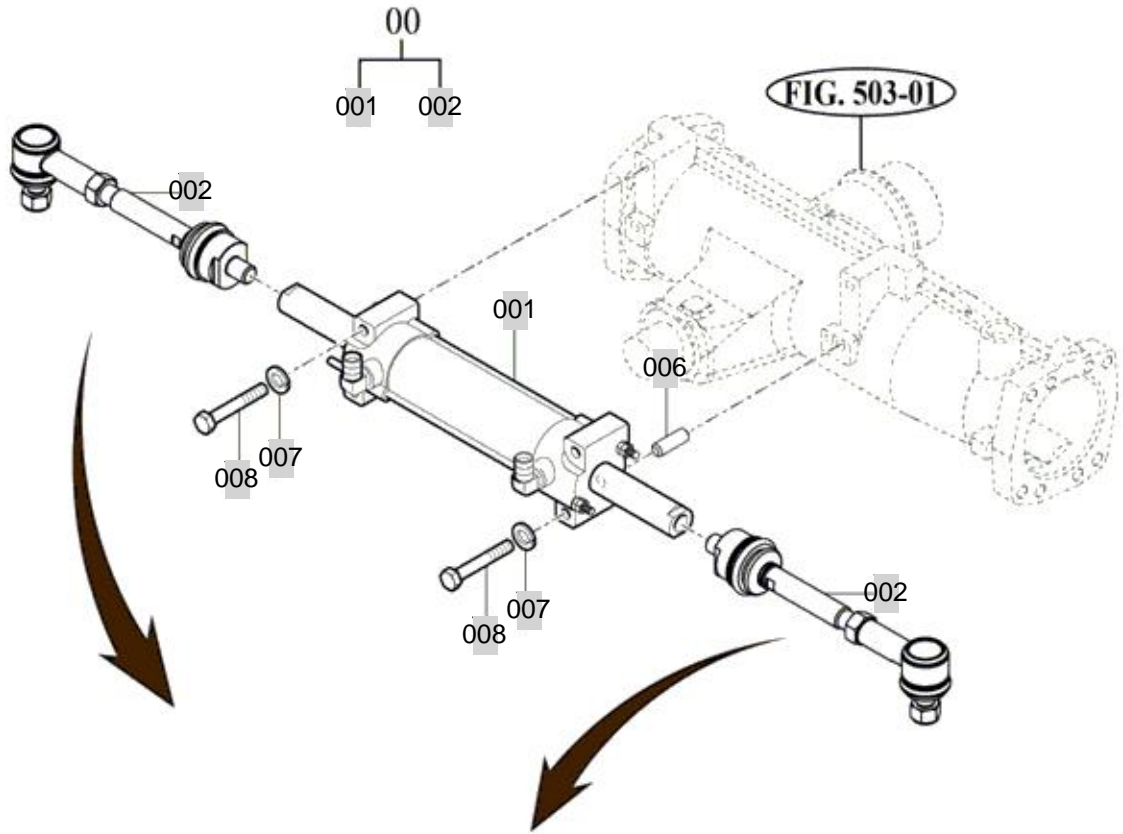
FIG 309

POWER STEERING CYLINDER

년/월
Year/Month

2020.07

T654SC



TX553/653/703-K-309

NOTE

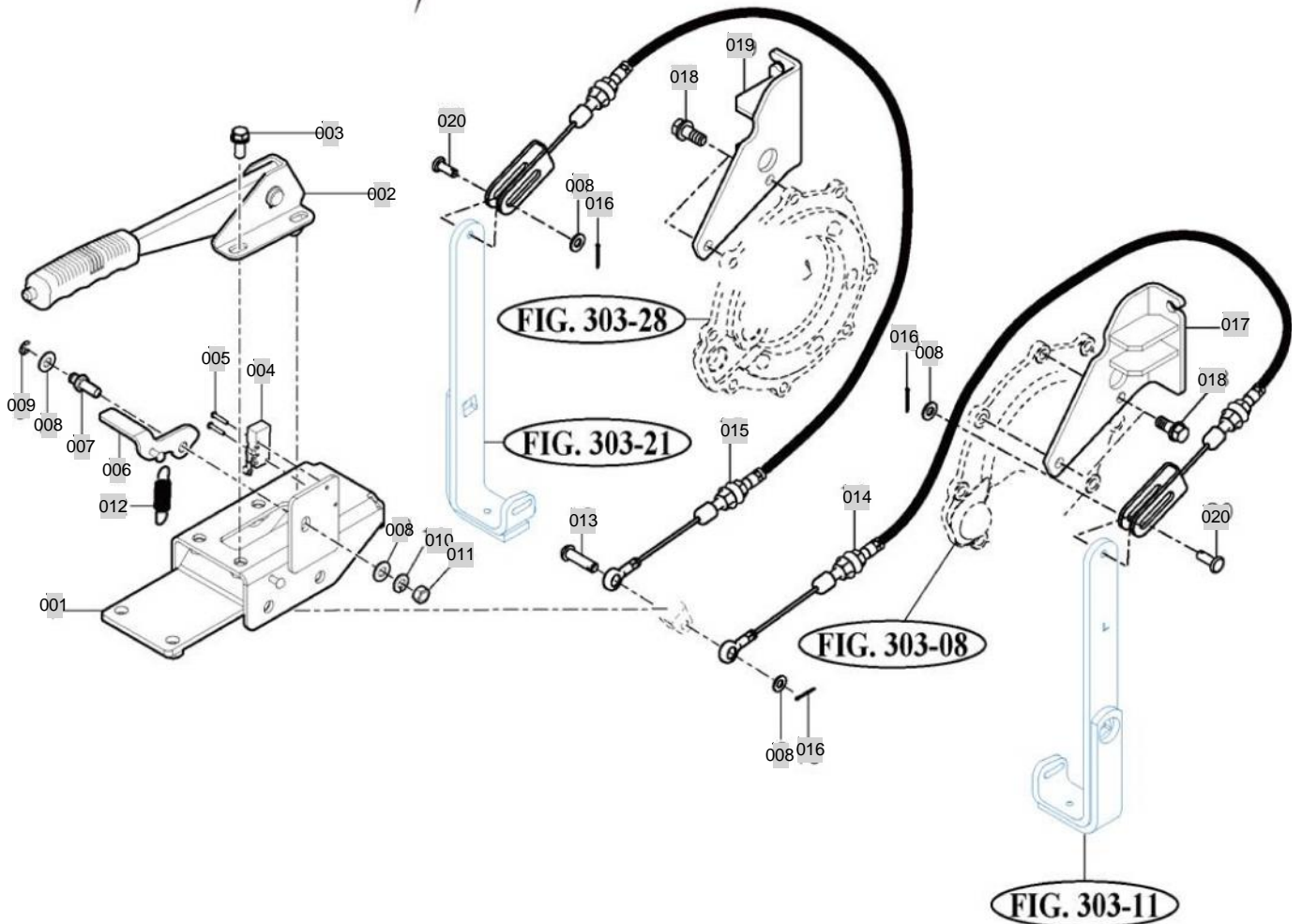
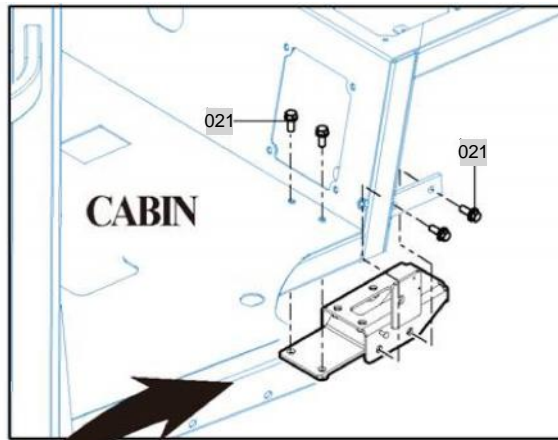
FIG 310

T654SC

HAND BRAKE & BRAKE(EU)

년/월
Year/Month

2020.07



NOTE

4. TRANSMISSION & REAR AXLE PART NO. T654SC-C4

FIG 401 TRANSMISSION FRONT CASE	103
FIG 402 NPUT & COUNTER GEARS	105
FIG 403 CHANGE GEARS	107
FIG 404 REVERSE GEARS	109
FIG 405(EU) DRIVE GEARS	111
FIG 405(US) DRIVE GEARS(US)	113
FIG 406 P.T.O DRIVE SHAFT	115
FIG 407 MAIN CHANGE LEVER	117
FIG 408 REVERSE CHANGE LEVER	119
FIG 409 TRANSMISSION MID CASE	121
FIG 410 TRANSMISSION REAR CASE	123
FIG 411 SUB CHANGE GEARS	125
FIG 412 SUB CHANGE SHIFTER	127
FIG 413 CREEP CHANGE	129
FIG 415 4WD CHANGE LEVER	131
FIG 416 P.T.O CHANGE GEARS	133
FIG 417 P.T.O CHANGE SHIFTER	135
FIG 418 REAR DIFFERENTIAL GEARS	137
FIG 419 REAR AXLE HOUSING	140

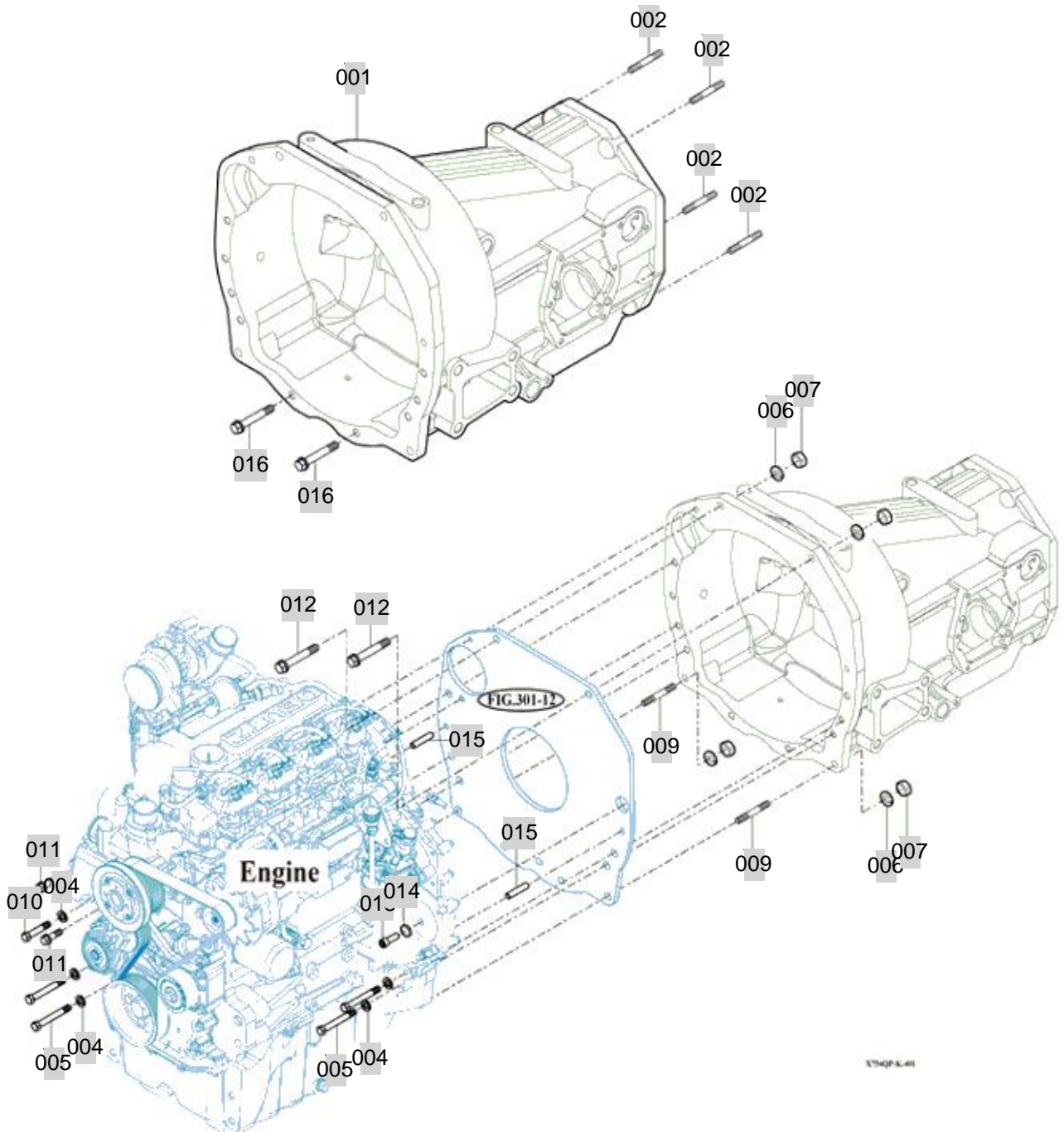
FIG 401

TRANSMISSION FRONT CASE

년/월
Year/Month

2020.07

T654SC



NOTE

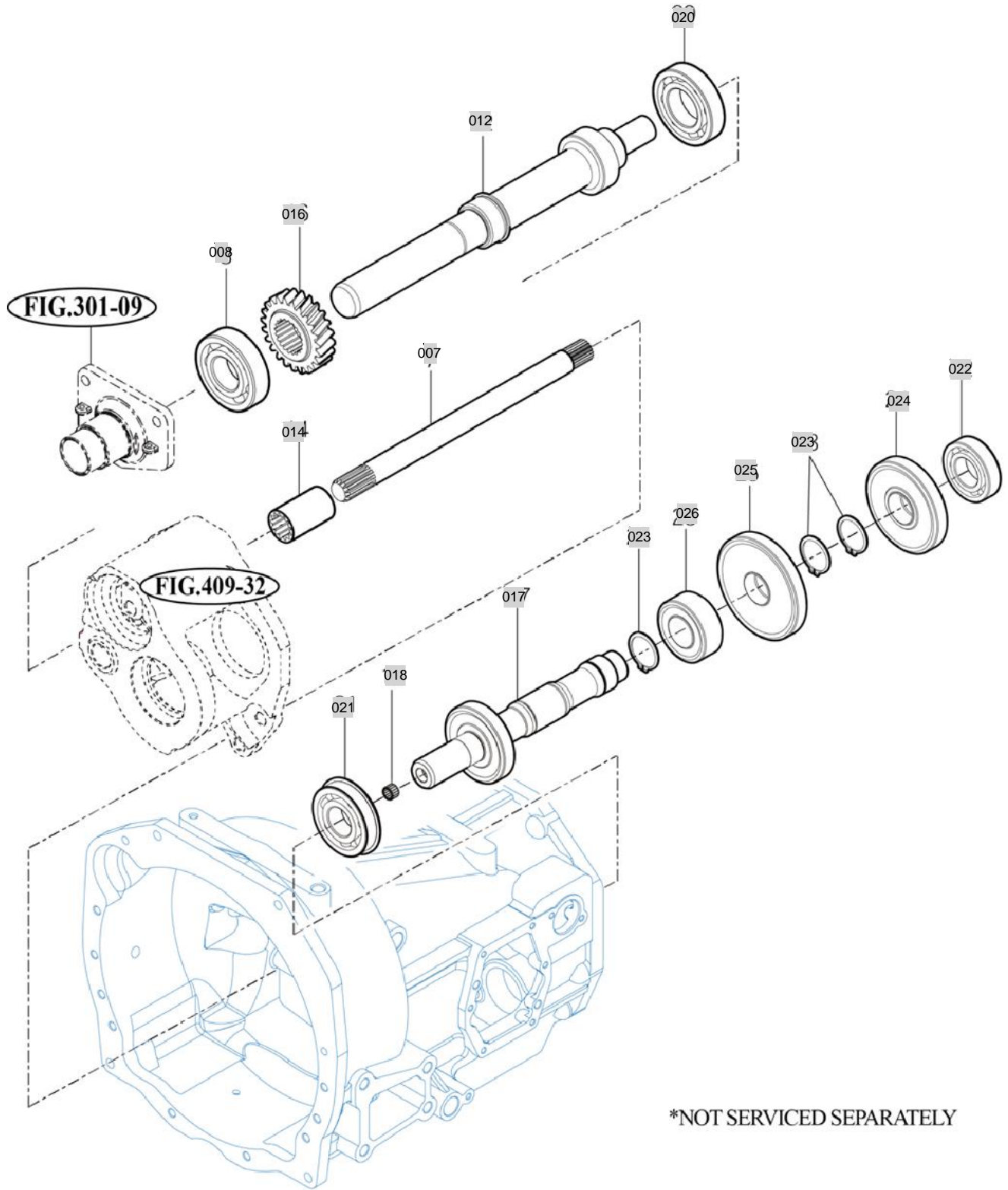
FIG 402

T654SC

NPUT & COUNTER GEARS

년/월
Year/Month

2020.07



NOTE

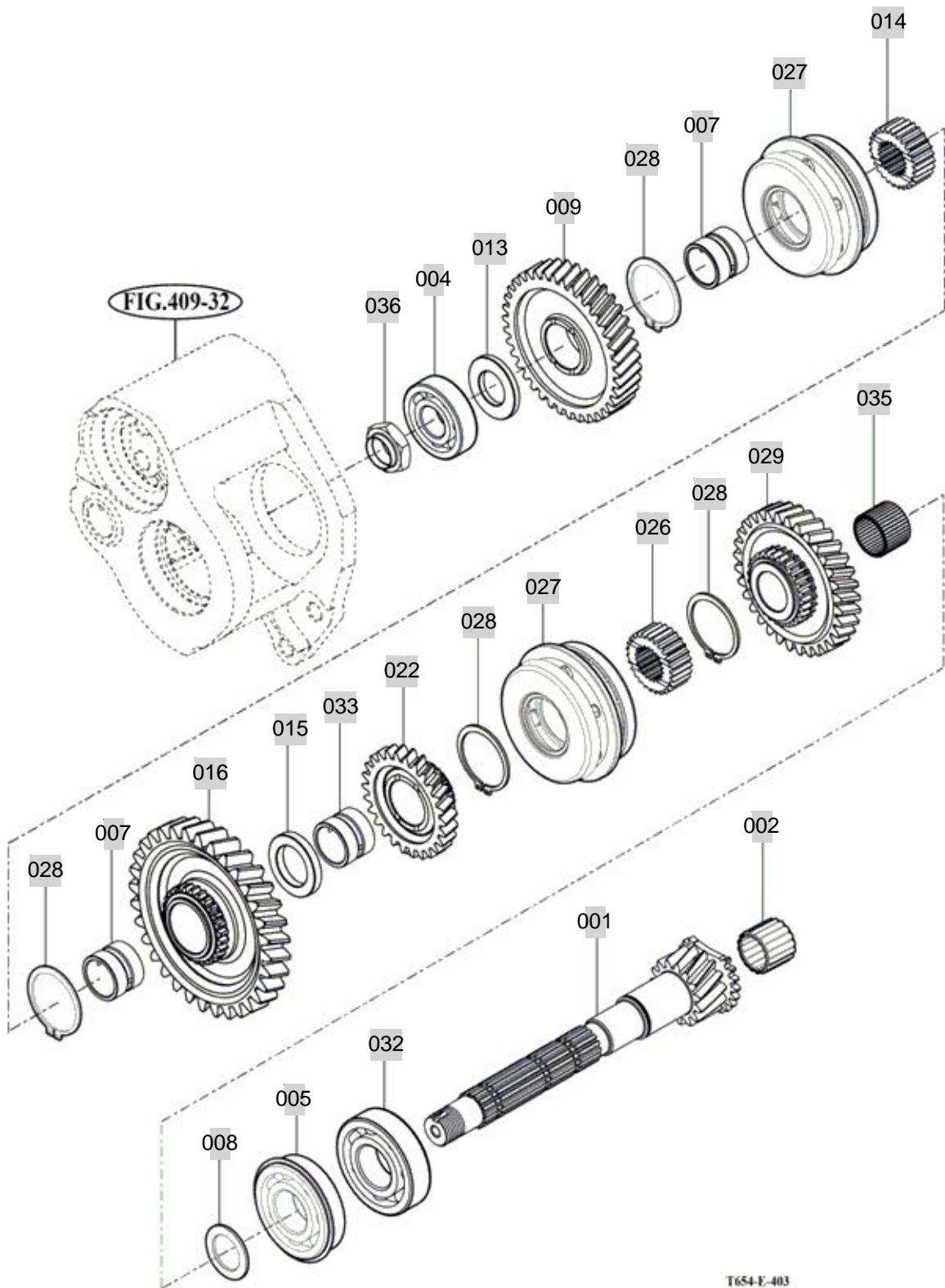
FIG 403

CHANGE GEARS

년/월
Year/Month

2020.07

T654SC



T654-E-403

NOTE

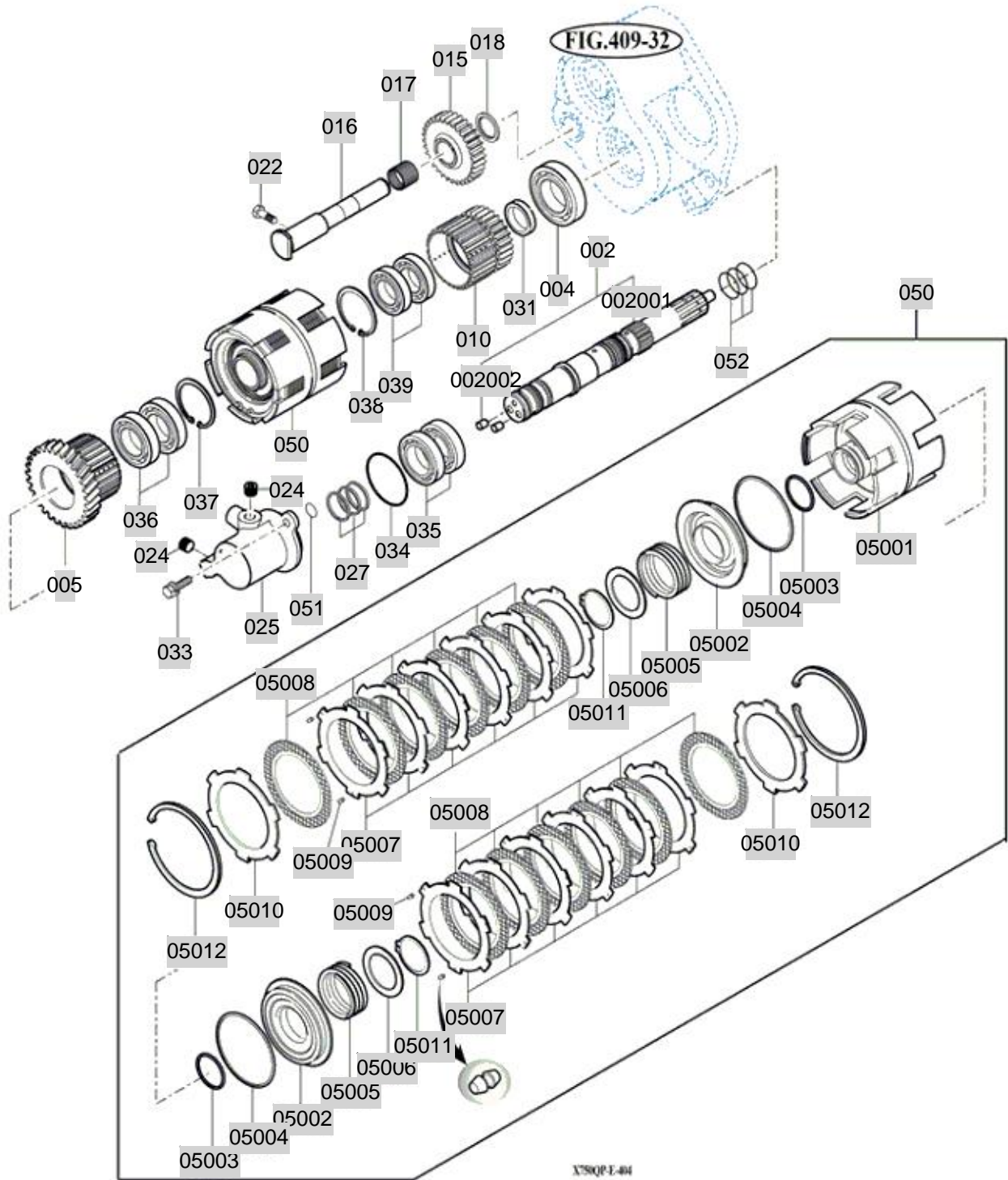
FIG 404

REVERSE GEARS

년/월
Year/Month

2020.07

T654SC



NOTE

FIG 404 T654SC		REVERSE GEARS						년/월 Year/Month	
								2020.07	
KEY NO	PART NO	DESCRIPTION	SPEC	QTY	REPAIR	EFFECTIVE DATE	REMARKS		
404	002	18172172000	SHAFT , REVERSE SUB						
404	001	18172172170	SHAFT , REVERSE						
404	002	19022123110	AVSEAL(6)	6		20110711			
404	004	V6001106306	BEARING , BALL	6306					
404	005	18172172210	GEAR (H/28)				US		
404	005	18182172210	GEAR (H/26)				EU		
404	010	19962170101	GEAR (S/28T)						
404	015	18012173210	GEAR , SPUR 32T	1X1X1					
404	016	19962170161	SHAFT	D30					
404	017	15683020010	BEARING , NEEDLE 253224	KT253224E02C3					
404	018	15933070521	COLLAR , 26X35X03	T=3					
404	022	17972141600	BOLT , SET SEAL LOCK	M8X25					
404	024	V7801000002	PLUG , HEX-SOCKET	R1/8					
404	025	19962170251M	METEA (F/R)	1X1X1					
404	027	19962170271	SEALING	1X1X1					
404	031	19962170281	COLLOR (30X40X9.45)	(30X40X09)					
404	033	V2173608020	BOLT , HEX/S	M8X20		20120501			
404	034	19961020059	O RING (S59)	1X1X1					
404	035	V6001106007	BEARING , BALL	6007					
404	036	V6001106007	BEARING , BALL	6007					
404	037	V7051400620	C-RING , HOLE	62					
404	038	V7051400550	C-RING , HOLE	55					
404	039	V6001106006	BEARING , BALL	6006					
404	050	19962092002	CLUTCH PACK(F/R) ASSY						
404	05001	19962092110	CLUTCH BODY	1X1X1					
404	05002	19962093200	PISTON (F/Q)	1X1X1					
404	05003	19962093300	D RING	1X1X1					
404	05004	19962093400	D RING	1X1X1					
404	05005	19962093500	RETURN SPRING	1X1X1					
404	05006	19962093600	SPRING SEAT	1X1X1					
404	05007	19962093700	CLUTCH PAN T	1X1X1					
404	05008	19842093801	CLUTCH DISK						
404	05009	19962093900	GAP RUBBER	1X1X1					
404	05010	19962094000	PRESS, PLATE	1X1X1					
404	05011	19962094120	SNARING (F/Q)	1X1X1					
404	05012	V7041400450	C-RING , SHAFT	45					
404	051	V7201024012	O-RING , P	P12					
404	052	V7231020032	O-RING, S	S32					
NOTE									

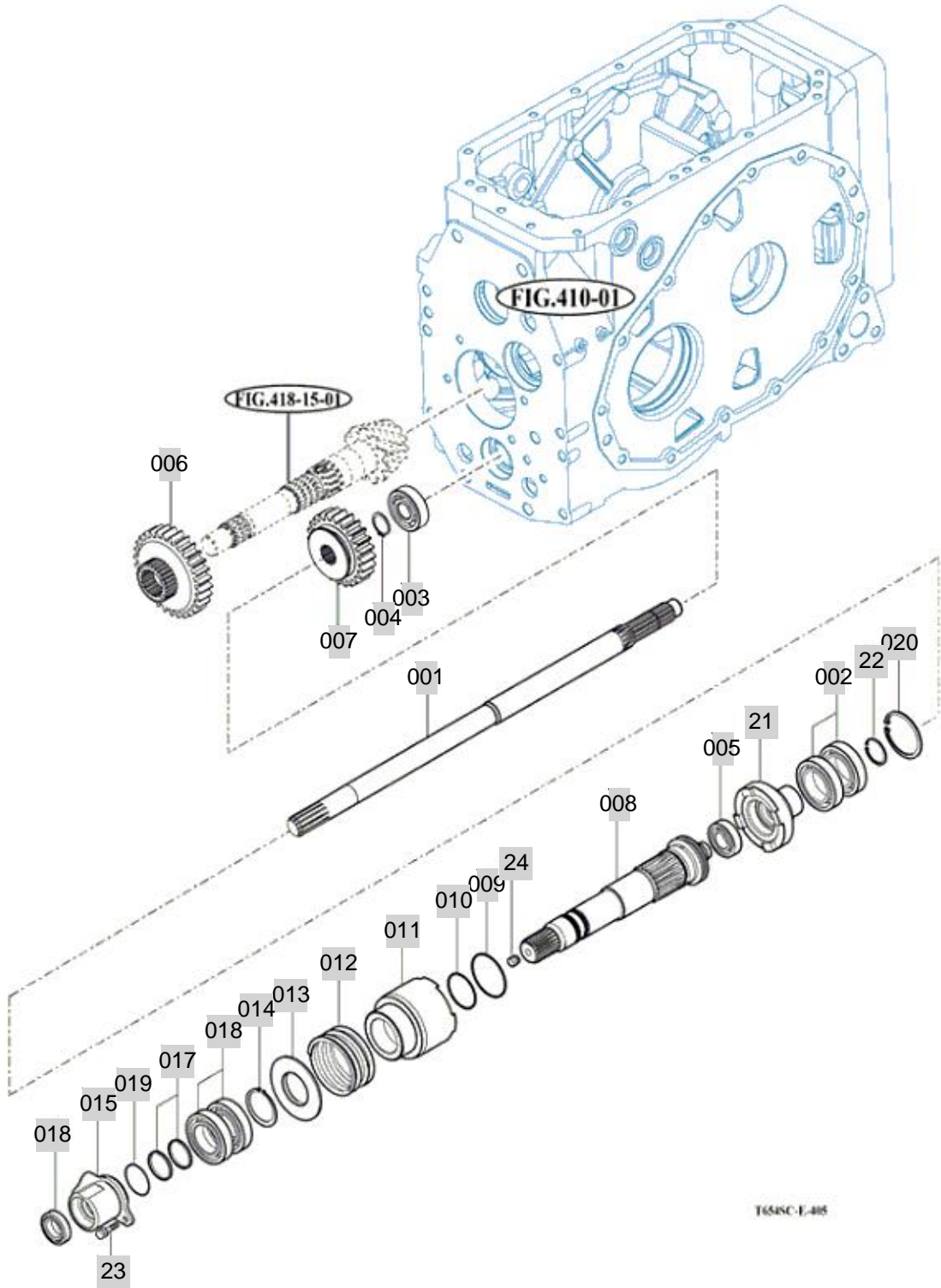
FIG 405(EU)

DRIVE GEARS

년/월
Year/Month

2020.07

T654SC



NOTE

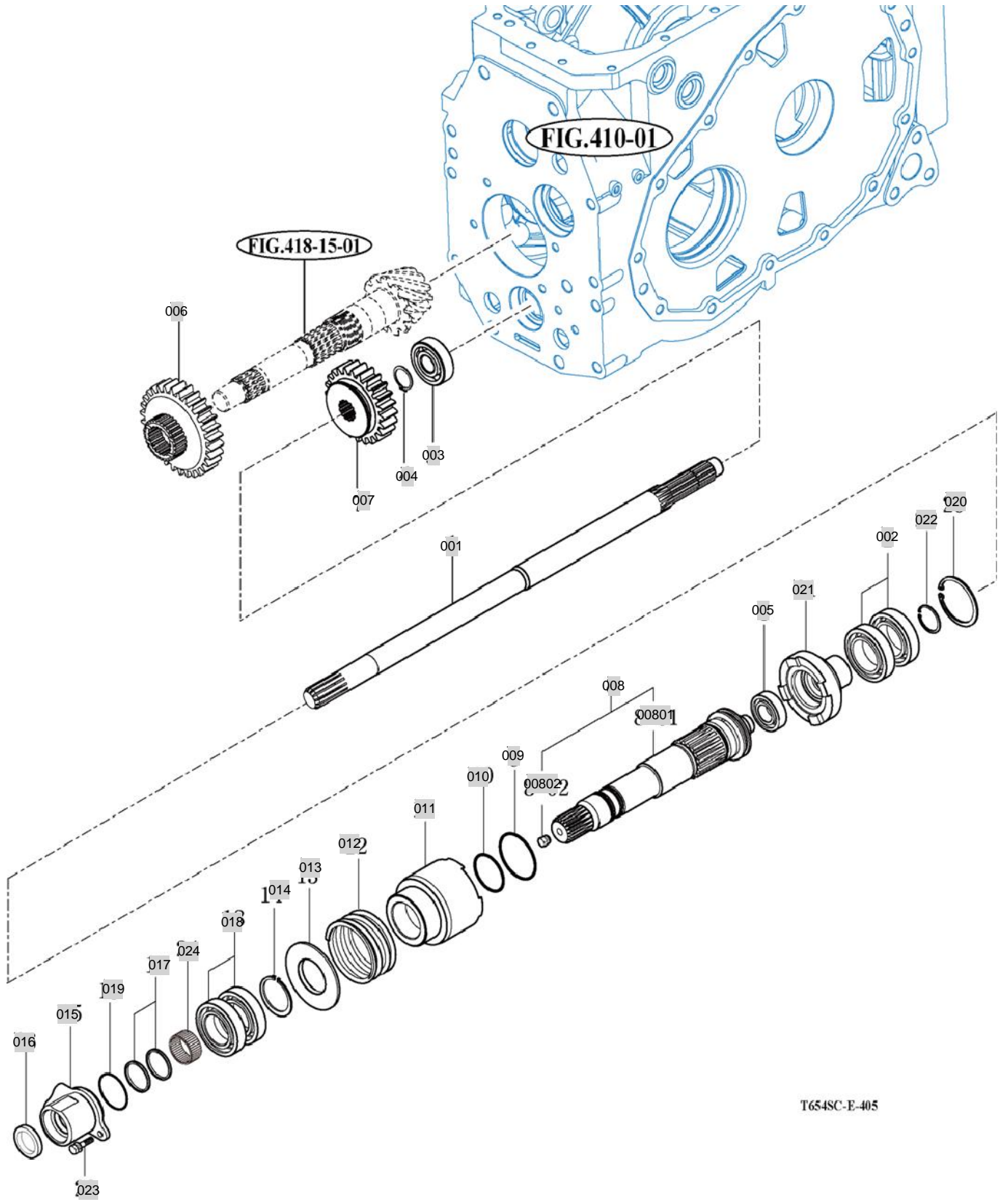
FIG 405(US)

DRIVE GEARS(US)

년/월
Year/Month

2020.07

T654SC



NOTE

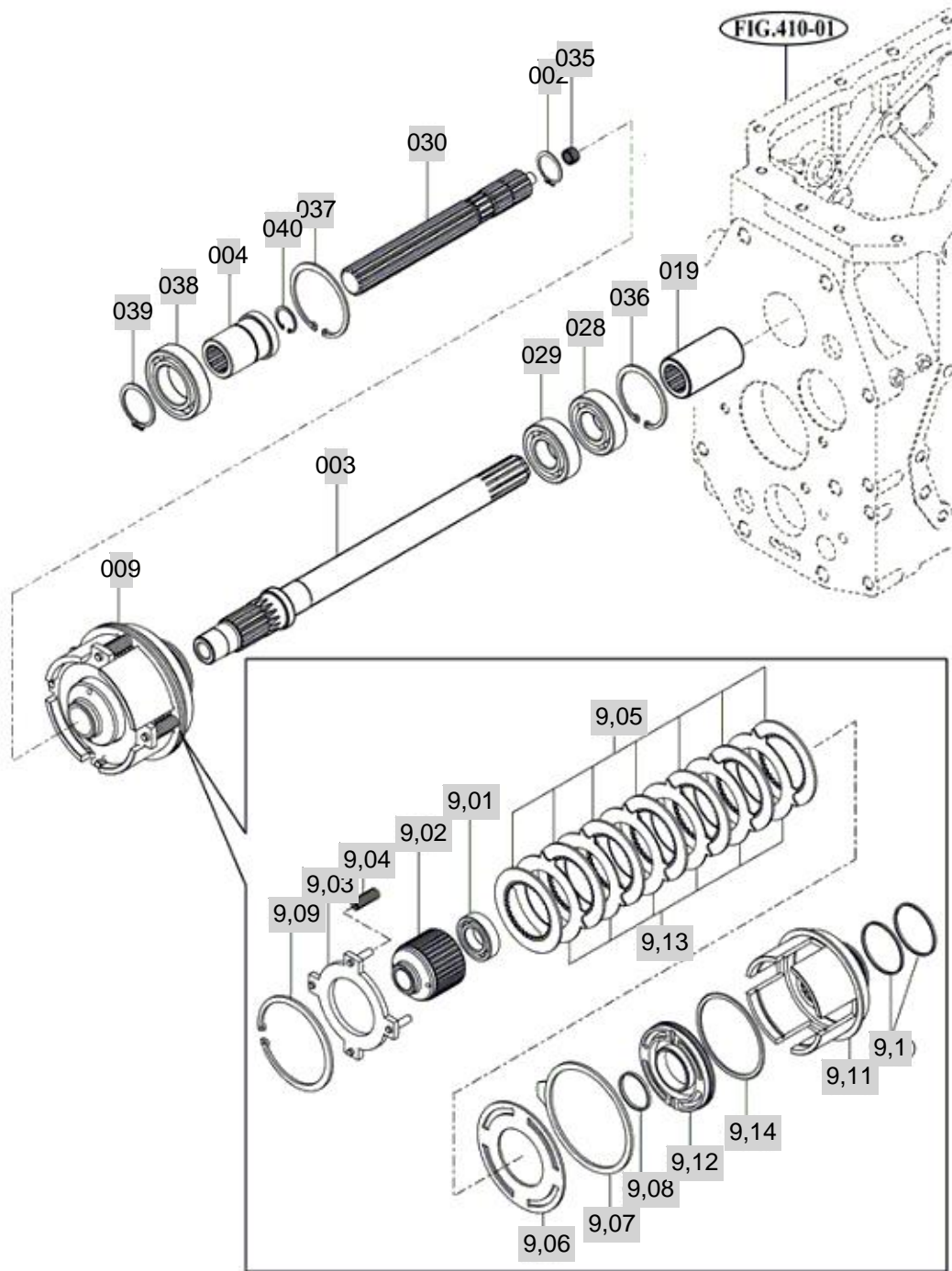
FIG 406

T654SC

P.T.O DRIVE SHAFT

년/월
Year/Month

2020.07



T623TQP-K-406

NOTE

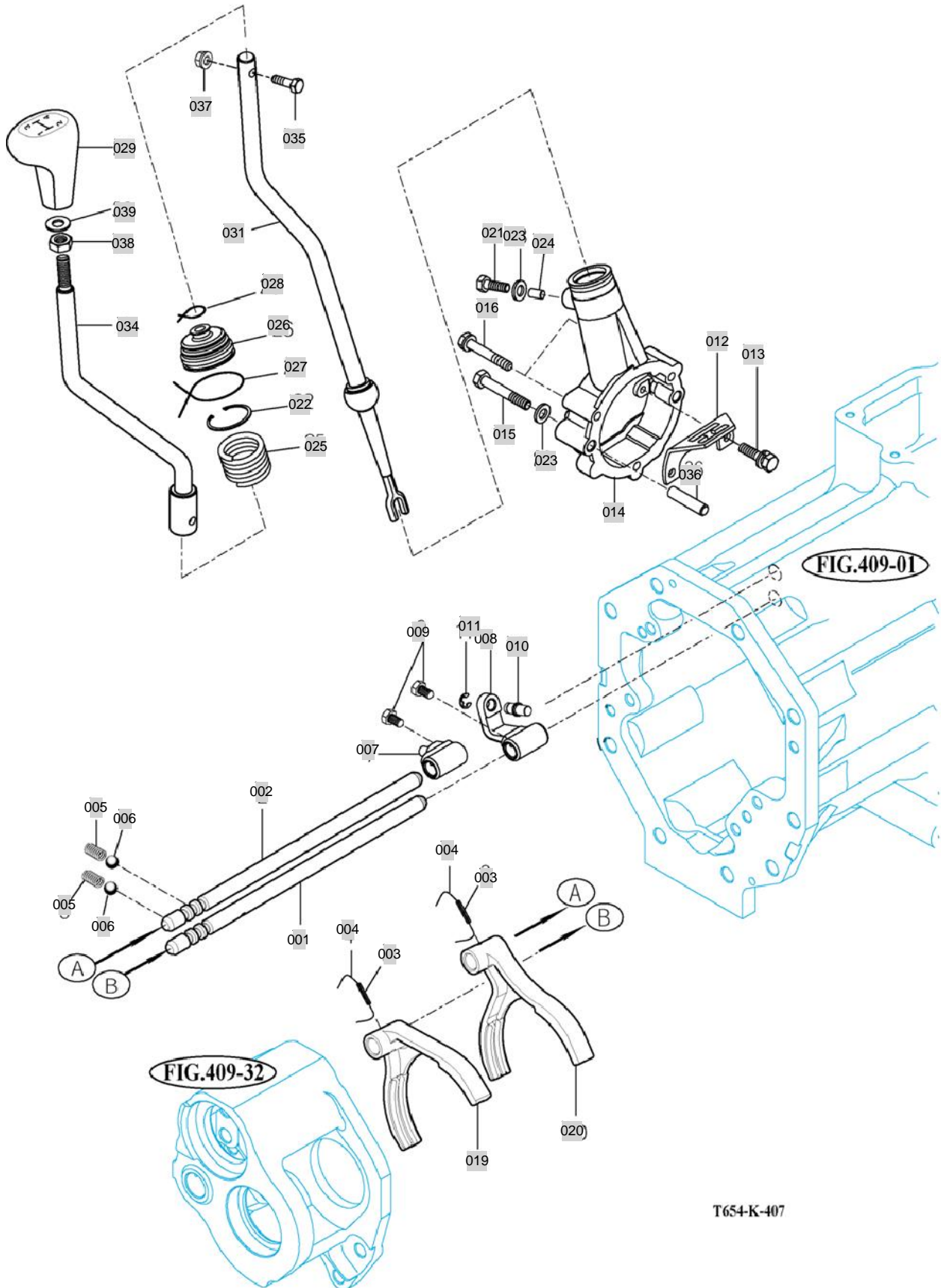
FIG 407

MAIN CHANGE LEVER

년/월
Year/Month

T654SC

2020.07



NOTE

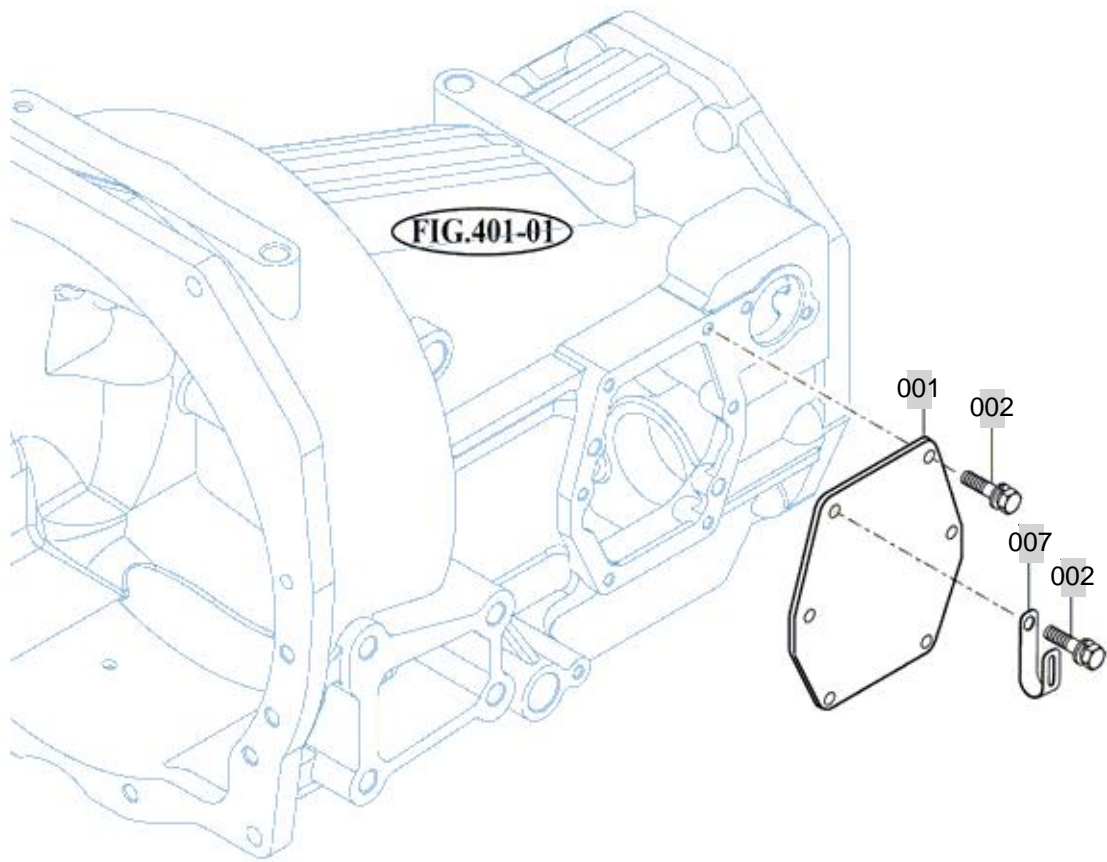
FIG 408

T654SC

REVERSE CHANGE LEVER

년/월
Year/Month

2020.07



NOTE

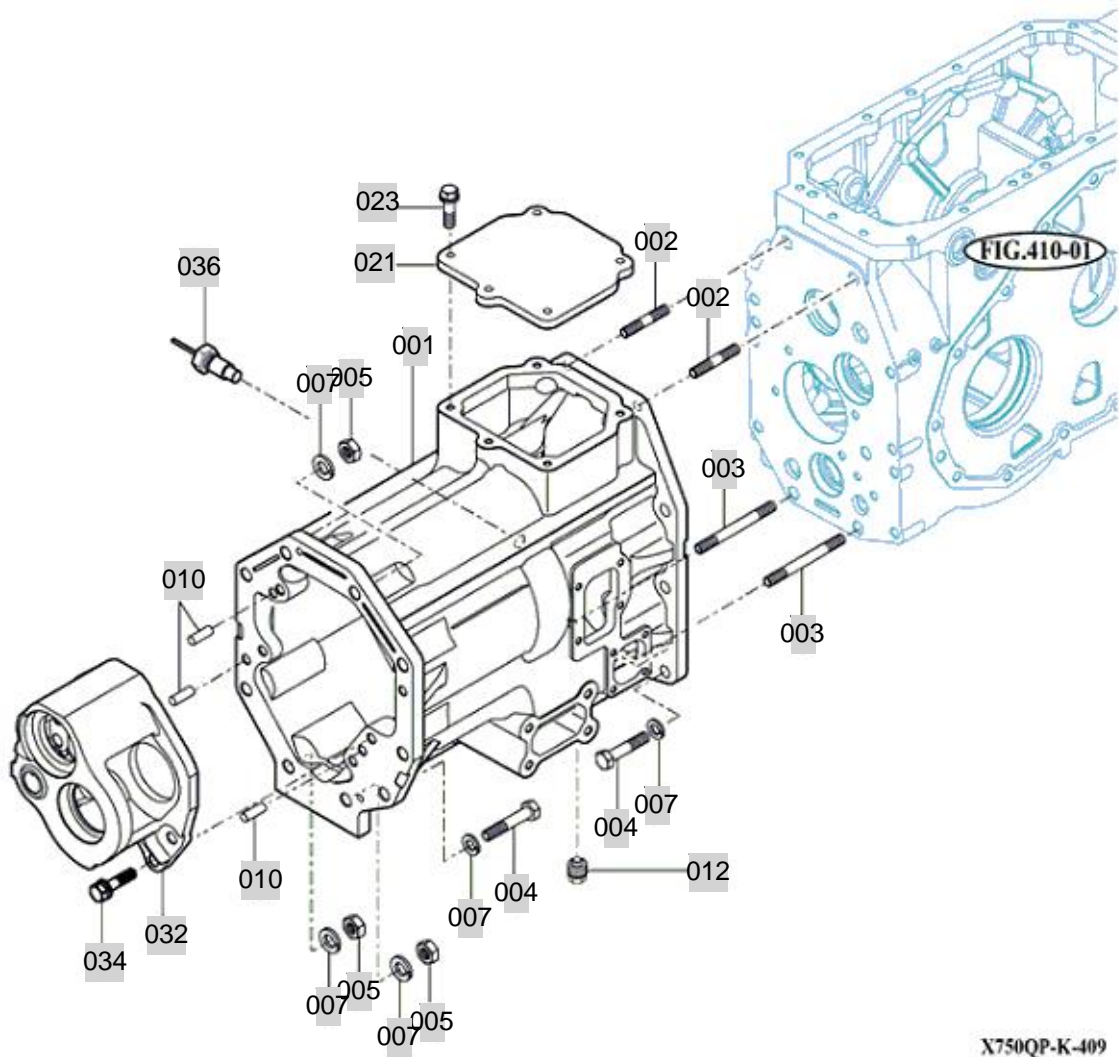
FIG 409

T654SC

TRANSMISSION MID CASE

년/월
Year/Month

2020.07



NOTE

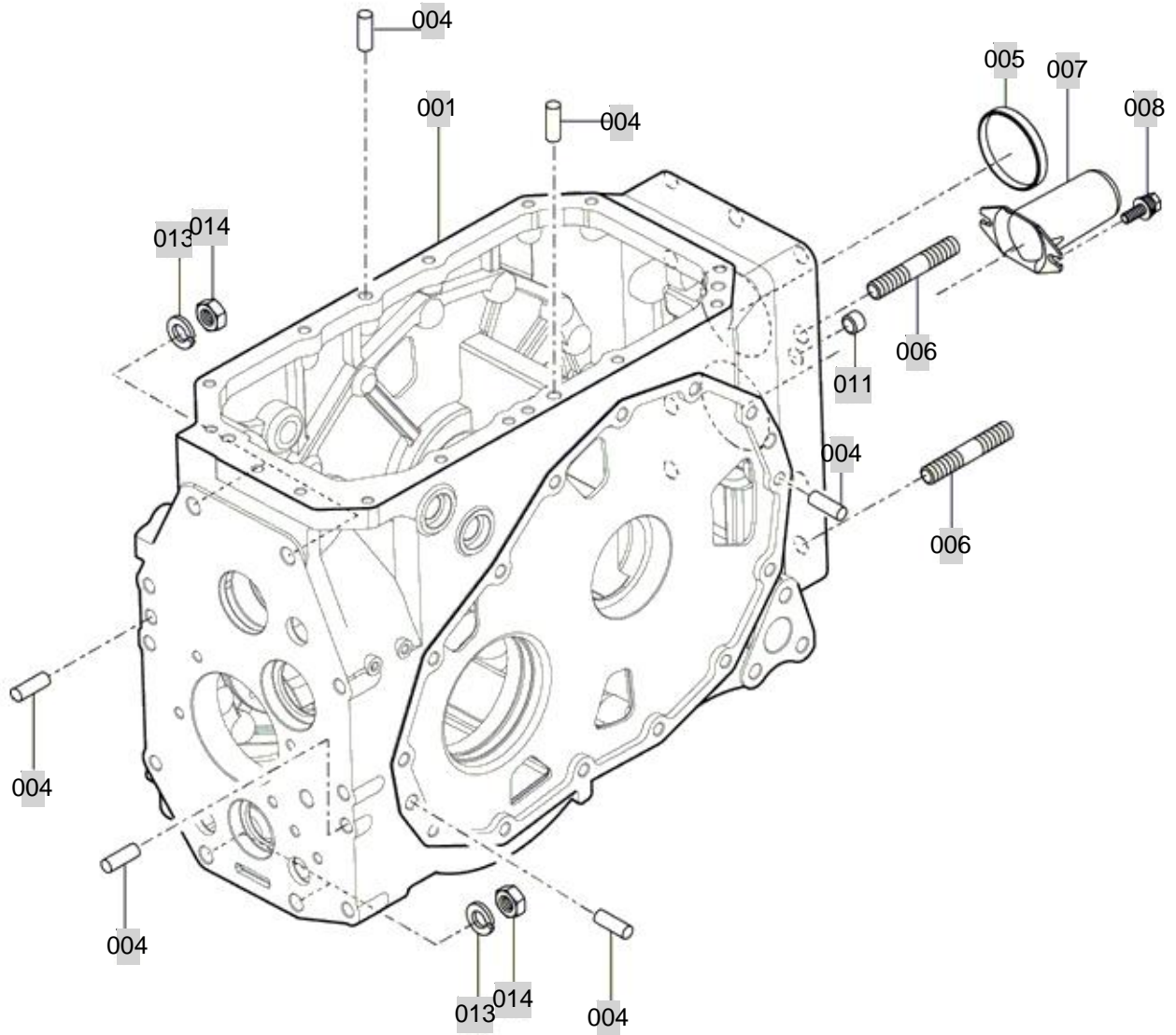
FIG 410

T654SC

TRANSMISSION REAR CASE

년/월
Year/Month

2020.07



X750-E-410

NOTE

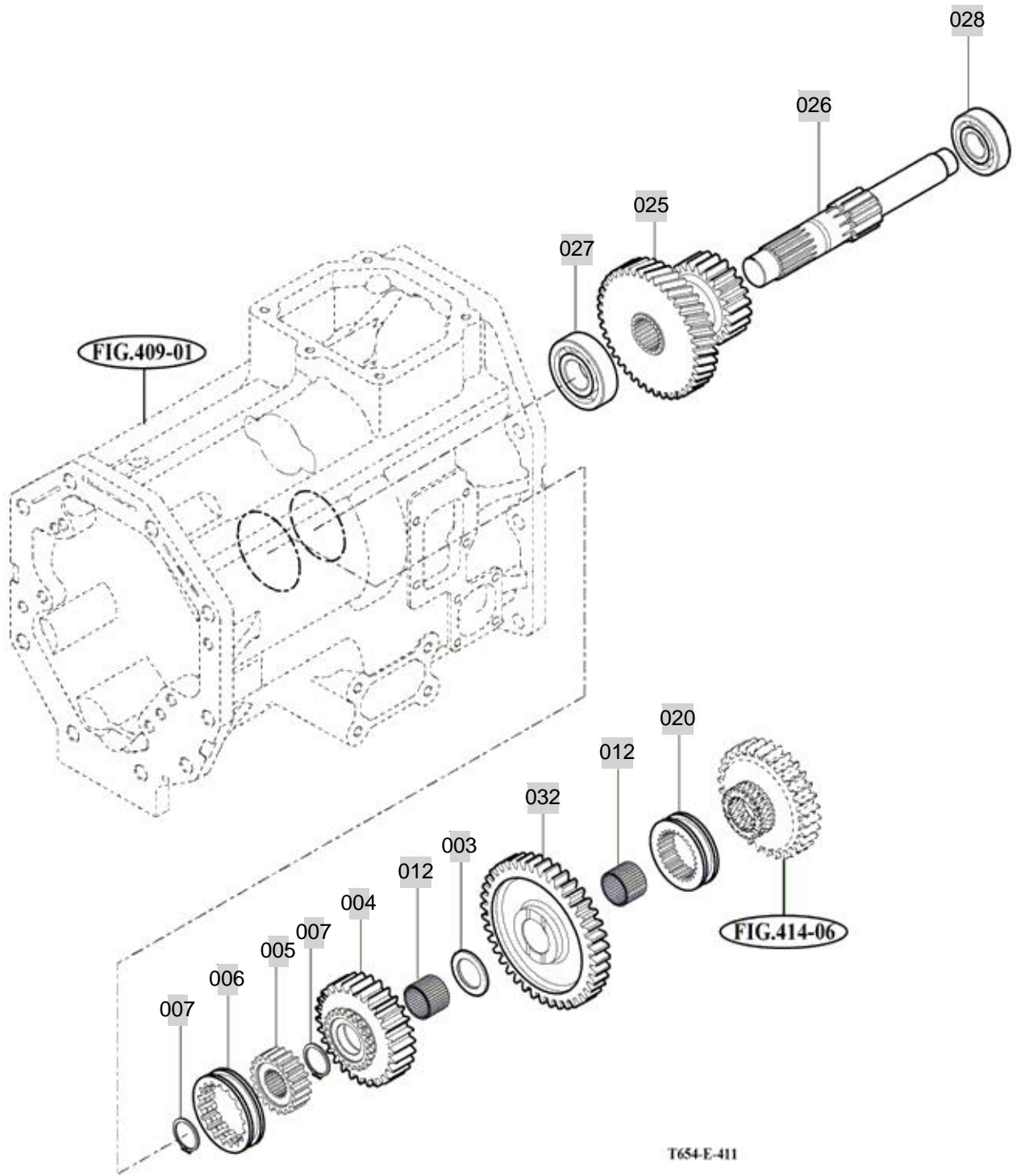
FIG 411

T654SC

SUB CHANGE GEARS

년/월
Year/Month

2020.07



NOTE

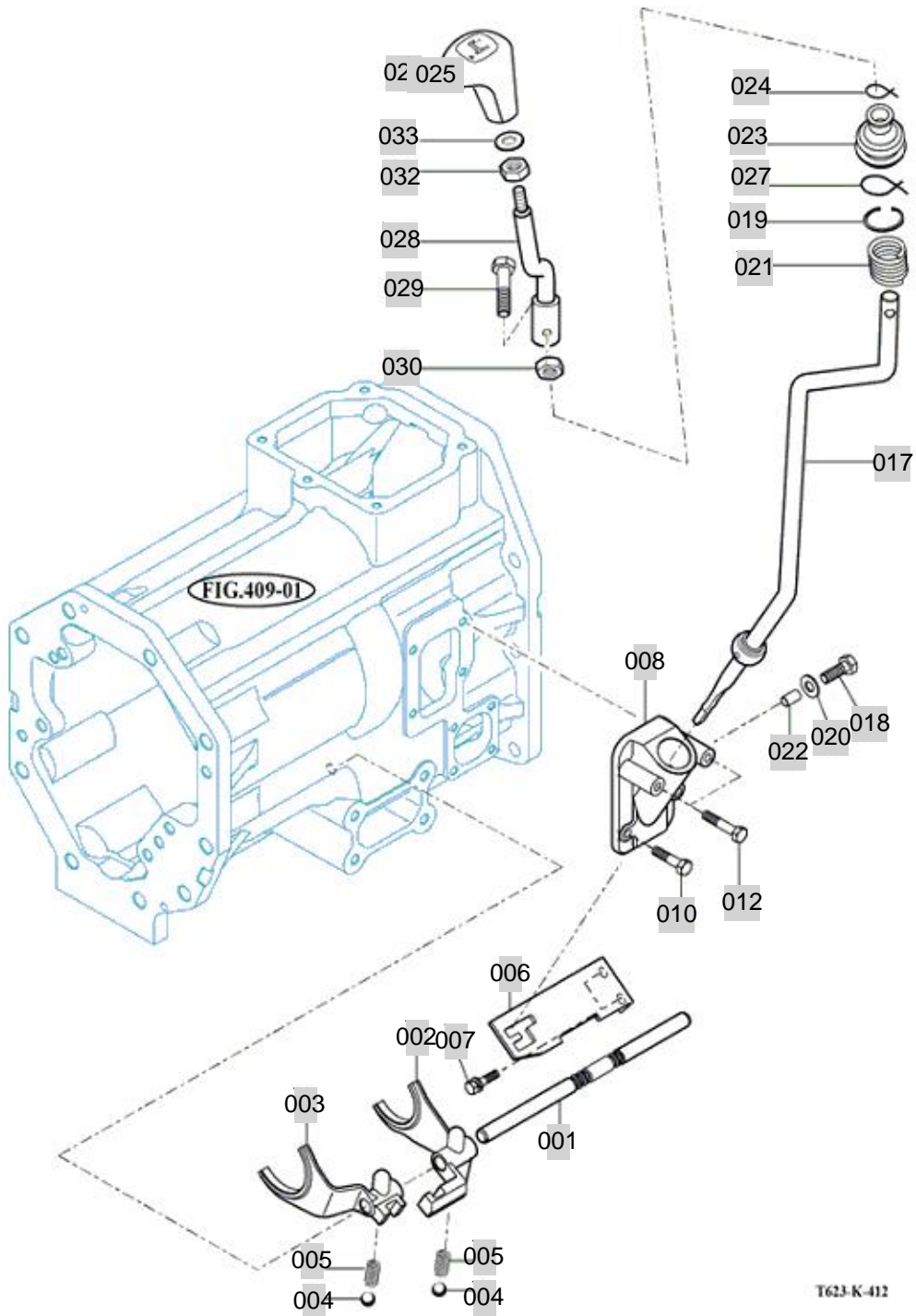
FIG 412

T654SC

SUB CHANGE SHIFTER

년/월
Year/Month

2020.07



NOTE

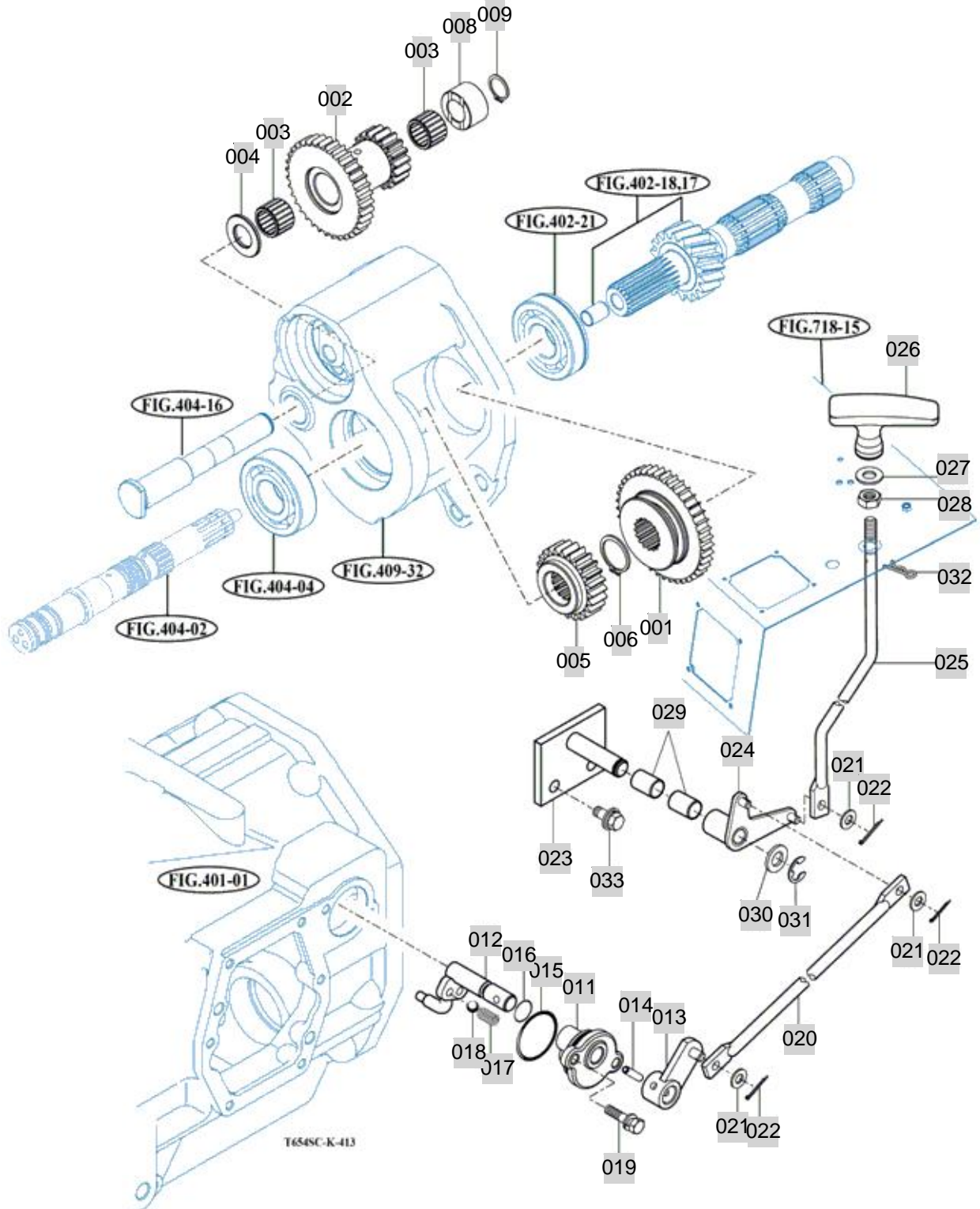
FIG 413

CREEP CHANGE

년/월
Year/Month

T654SC

2020.07



NOTE

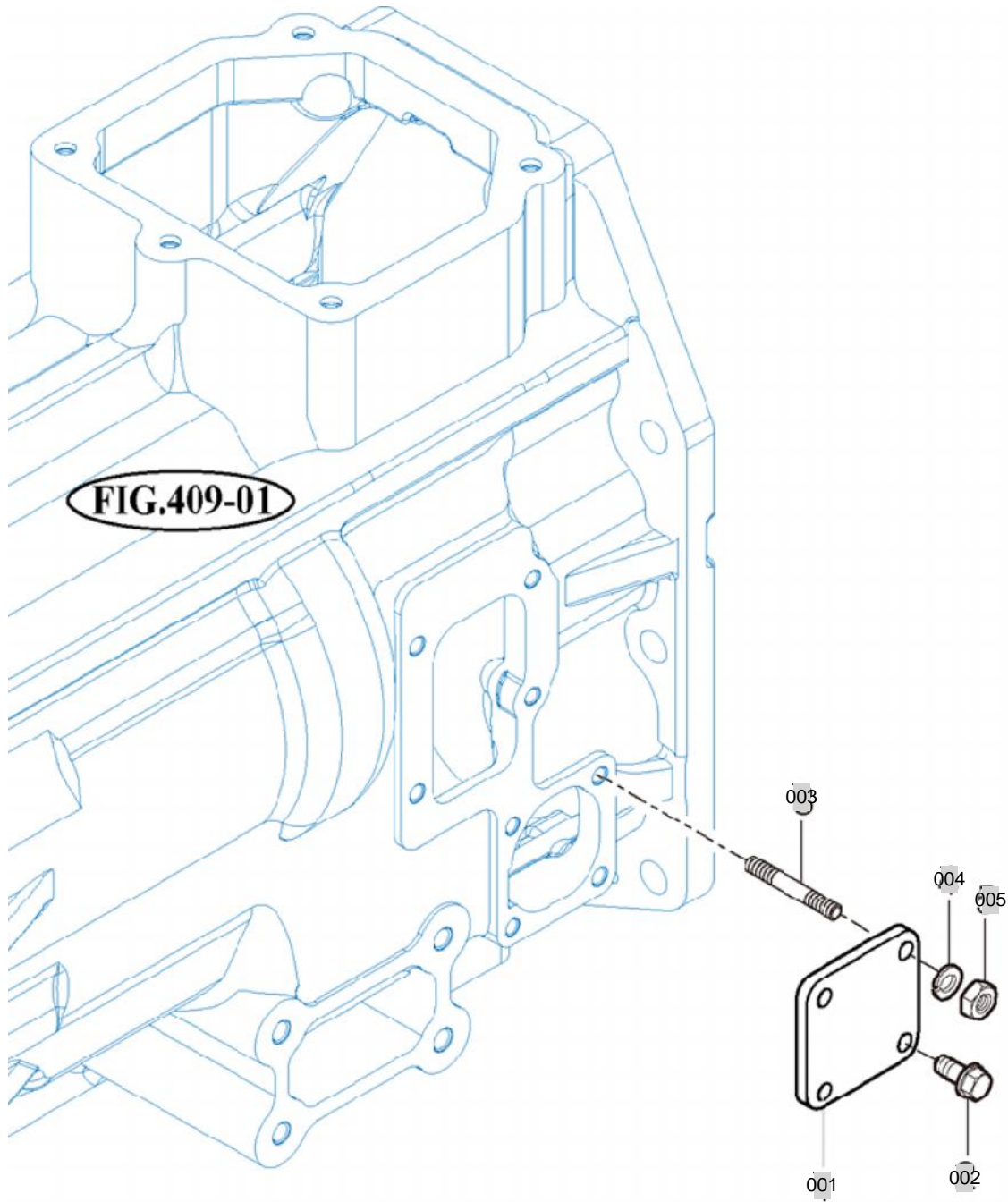
FIG 415

4WD CHANGE LEVER

년/월
Year/Month

T654SC

2020.07



X750-E-415

NOTE

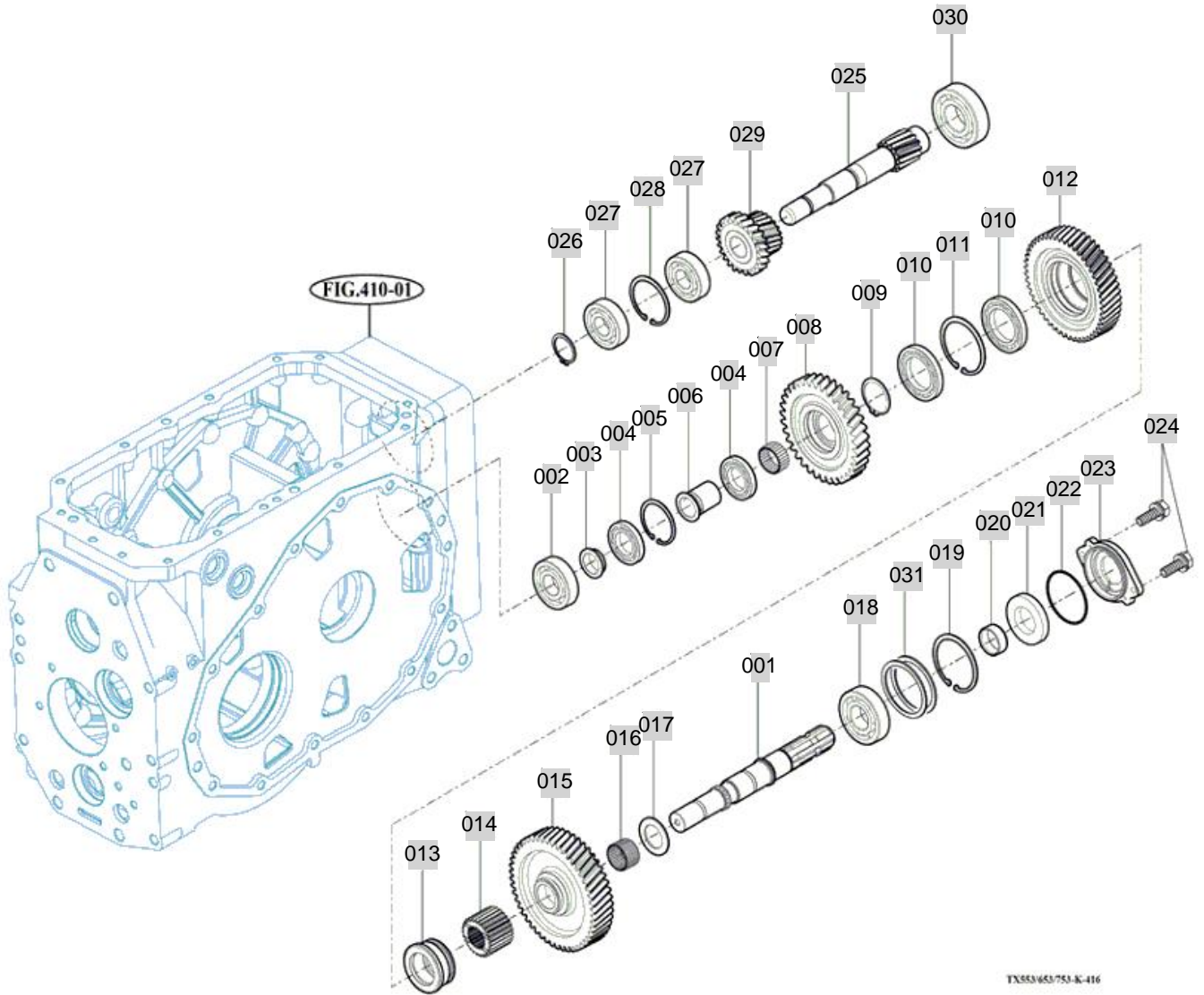
FIG 416

T654SC

P.T.O CHANGE GEARS

년/월
Year/Month

2020.07



NOTE

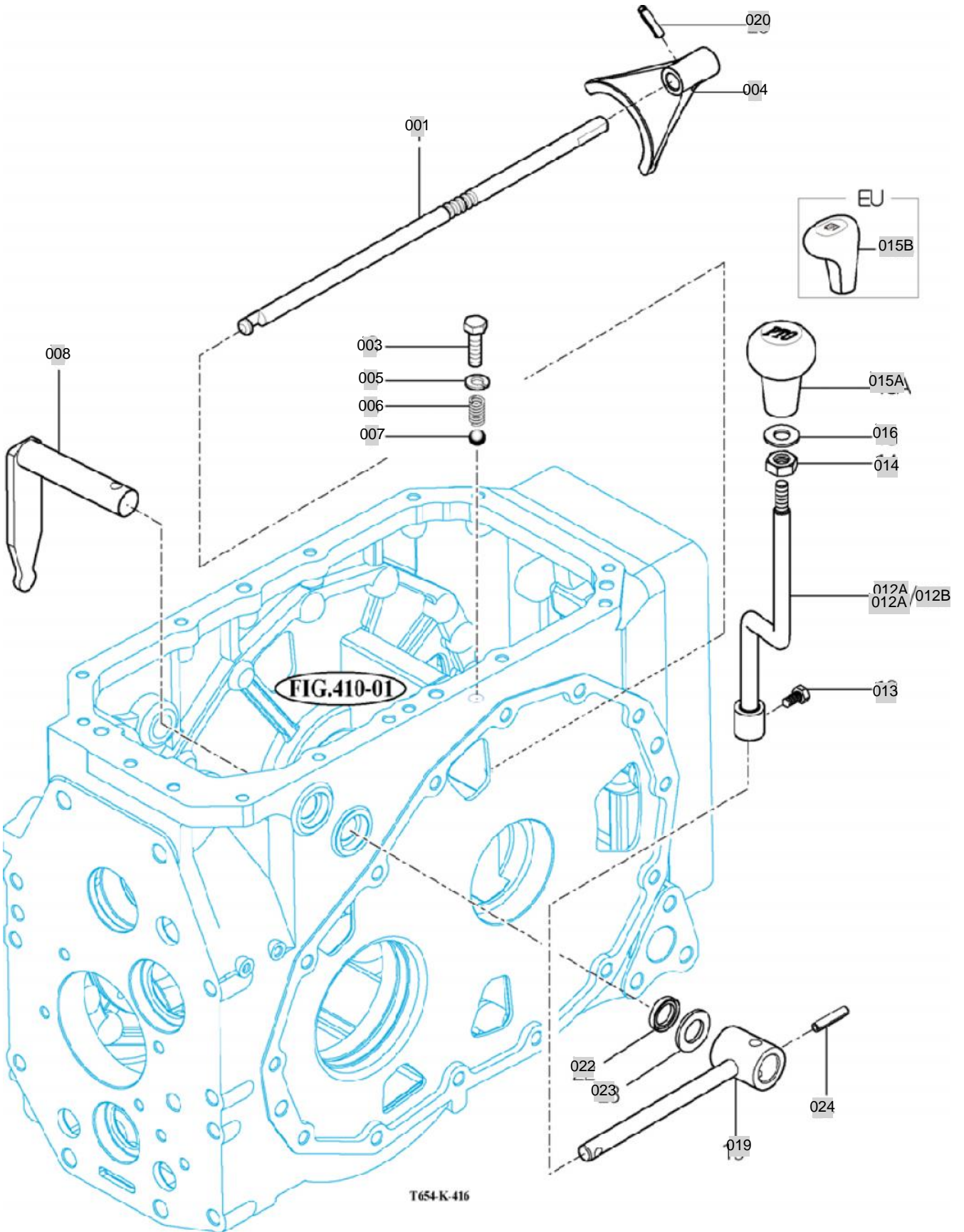
FIG 417

T654SC

P.T.O CHANGE SHIFTER

년/월
Year/Month

2020.07



NOTE

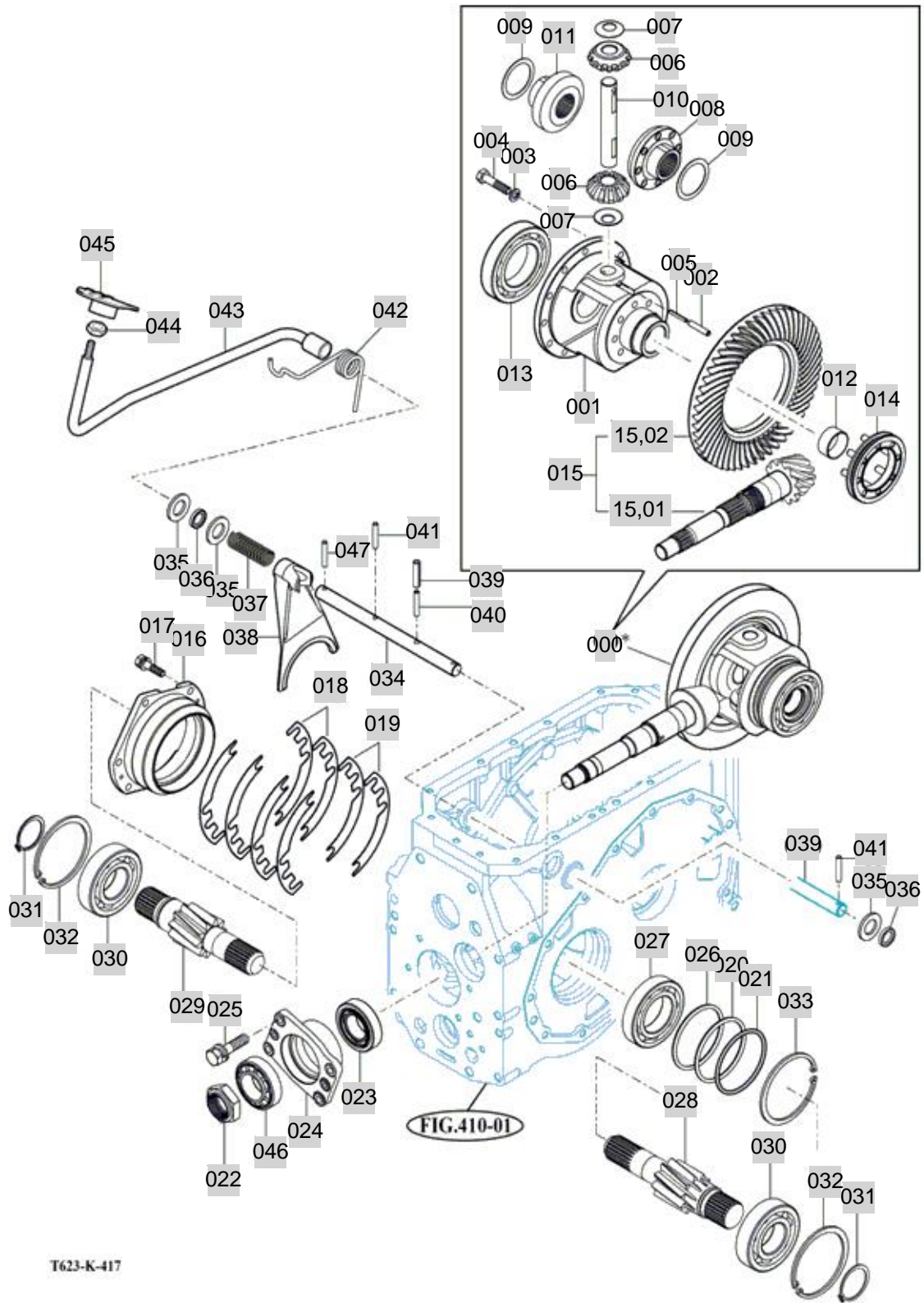
FIG 418

REAR DIFFERENTIAL GEARS

년/월
Year/Month

T654SC

2020.07



T623-K-417

NOTE

FIG 418		REAR DIFFERENTIAL GEARS					년/월 Year/Month		
							2020.07		
T654SC		KEY NO	PART NO	DESCRIPTION	SPEC	QTY	REPAIR	EFFECTIVE DATE	REMARKS
418	000	19963031000	DIFF SET , RR T553	1X1X1	1				
418	001	17973030011M	CASE , DIFF		1				
418	002	V5801408040	PIN , SPRING	8X50	1				
418	003	V4011600100	WASHER , SPRING	M10	12			20081001	
418	004	V2024610025	BOLT , HEX FINE	M10X25	12				
418	005	V5801405036	PIN , SPRING	5X36	1				
418	006	17973030060	PINION , DIFF 10	1X1X1	2				
418	007	17973030070	COLLAR , PINION	T=1	2				
418	008	17973030091	GEAR , BEVEL 16LH	1X1X1	1			20100525	
418	009	17973030100	COLLAR , THRUST	T=1	2				
418	010	17973030110	SHAFT , DIFF PINION	1X1X1	1				
418	011	17973030121	GEAR , BEVEL 16RH	1X1X1	1			20100525	
418	012	17973030030	BUSH , 40X44X20	404420	1				
418	013	V6001106214	BEARING , BALL	6214	1				
418	014	17973033400	SLEEVE COMP	1X1X1	1				
418	015	19963022100	GEAR SET , 11-48T		1				
418	016	17973030131M	METAL , DIFF		1				
418	017	V2173610030	BOLT , HEX/S	M10X30	6				
418	018	17973030160	SHIM , 0.2	T=0.2	8				
418	019	17973030150	SHIM , 0.1	1X1X1	2				
418	020	17973030201	SHIM , 95X109.8X1.5	T=1.5	1				
418	021	14523010050	SHIM , 0.1	T=0.1	1				
418	022	17973030020	NUT , M40 P1,5	육각B=55	1				
418	023	V6321132208	BEARING , TAPER-ROLLER		1				
418	024	15703010040M	METAL , PINION		1				
418	025	V2173610035	BOLT , HEX/S	M10X35	4			20081201	
418	026	14523010100	SHIM , 0.2	T=0.2	1				
418	027	V6001106212	BEARING , BALL	6212	1				
418	028	19963030280	PINION , LH WHEEL	1X1X1	1				
418	029	19963030290	PINION , RH WHEEL	1X1X1	1				
418	030	V6001106310	BEARING , BALL	6310	2				
418	031	V7041400500	C-RING , SHAFT	50	2				
418	032	V7051401100	C-RING , HOLE	110	2				
418	033	V7051401100	C-RING , HOLE	110	1				
418	034	17973030391	SHAFT , DIFF LOCK	D=20	1				
418	035	V4111600200	WASHER , PLAIN	M20	3				
418	036	V7421203007	SEAL , OIL/G	G203006	2				
418	037	17973030420	SPRING	(D=3.6) X22.5X74.5	1				
418	038	17973030431M	FORK , DIFF		1				
418	039	V5801408036	PIN , SPRING	8X36	1				
418	040	V5801405036	PIN , SPRING	5X36	1				
418	041	V5801406032	PIN , SPRING	6X32	2				
418	042	14523160020	SPRING , DIFF PEDAL	D=5.5	1				
418	043	19993034600	PEDAL COMP , DIFF LOCK		1				
418	044	V3342600100	NUT , HEX FINE/2	M10	1			20081201	
NOTE									

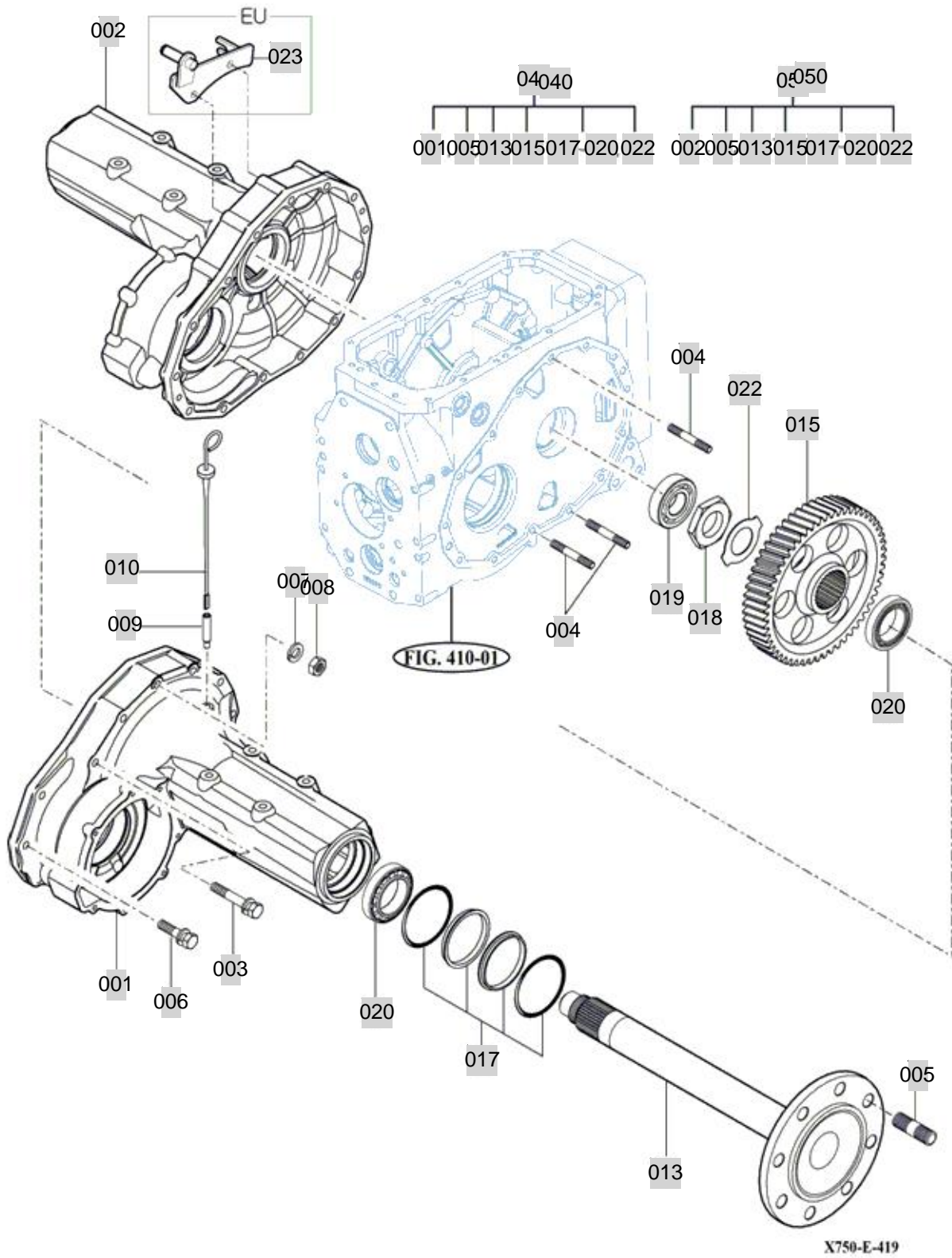
FIG 419

T654SC

REAR AXLE HOUSING

년/월
Year/Month

2020.07



NOTE

5. FRONT AXLE PART NO. T654SC-C5

FIG 501 FRONT AXLE SUPPORT	143
FIG 502 FRONT DRIVE SHAFT	145
FIG 503 FRONT AXLE HOUSING	147
FIG 504 FRONT DIFFERENTIAL GEARS	149
FIG 505 FRONT GEAR CASE (1)	151
FIG 506 FRONT GEAR CASE (2)	153
FIG 507 FRONT GEAR CASE (3)	155

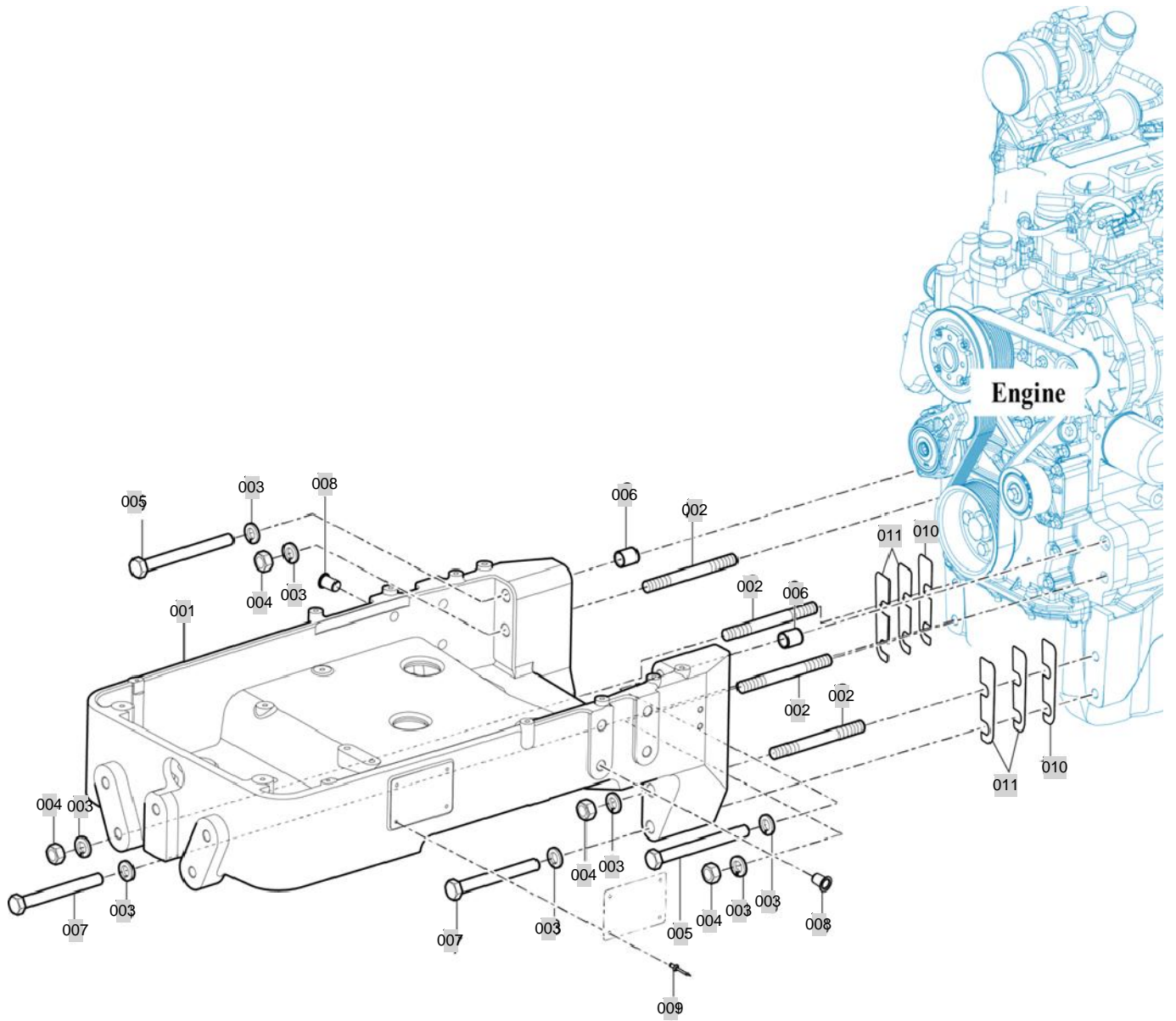
FIG 501

FRONT AXLE SUPPORT

년/월
Year/Month

2020.07

T654SC



T754-K-501

NOTE

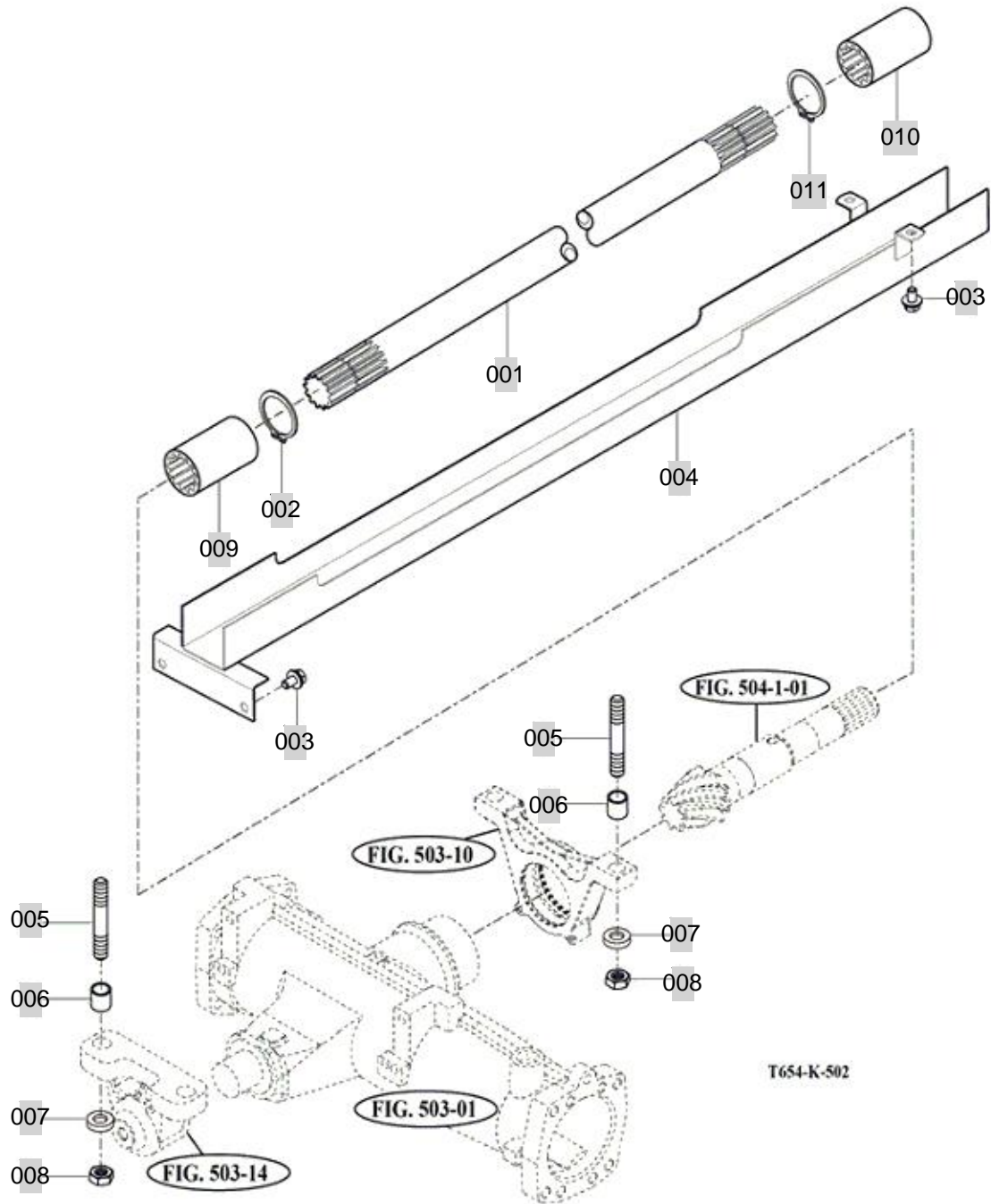
FIG 502

FRONT DRIVE SHAFT

년/월
Year/Month

T654SC

2020.07



NOTE

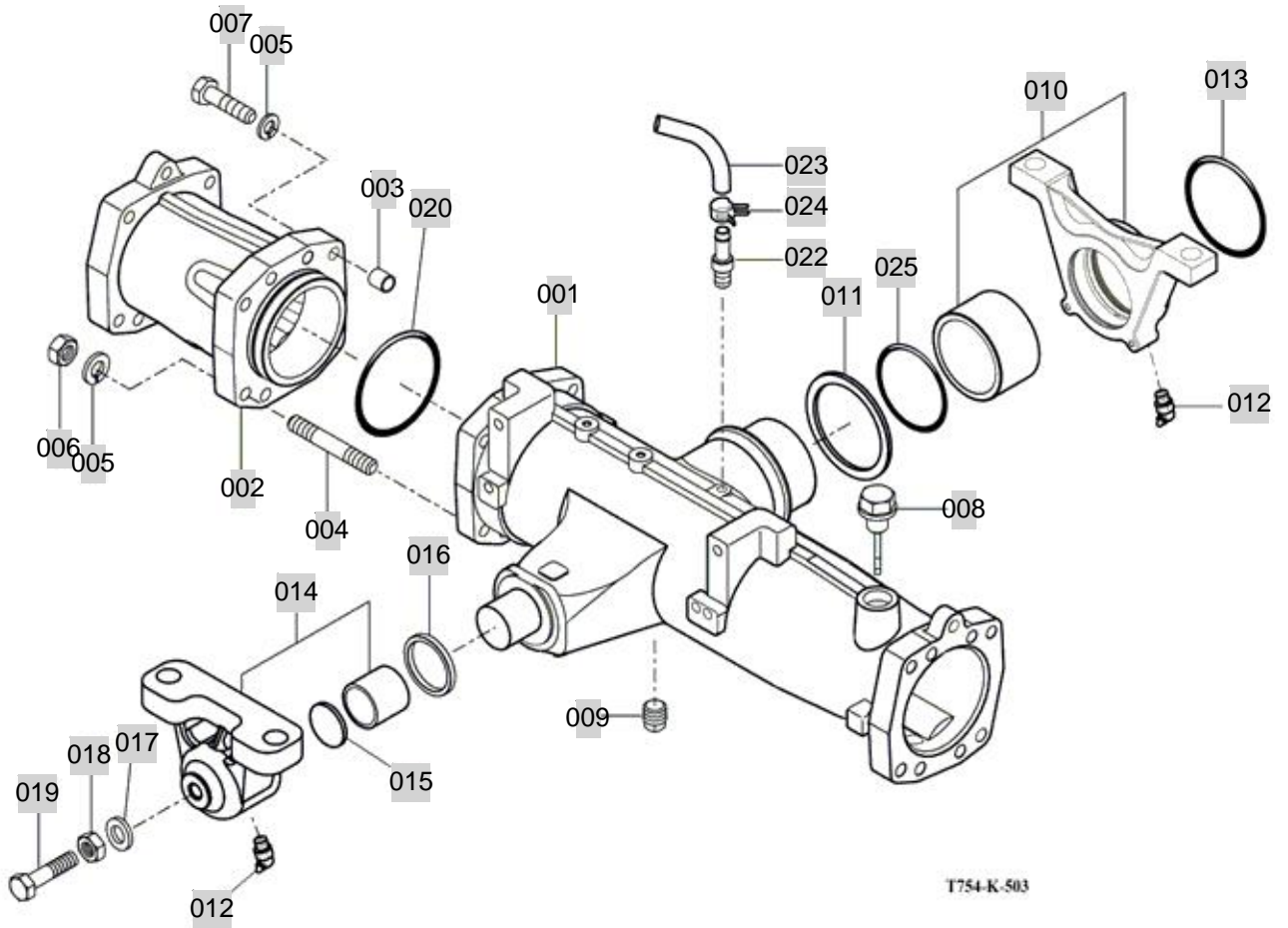
FIG 503

FRONT AXLE HOUSING

년/월
Year/Month

T654SC

2020.07



NOTE

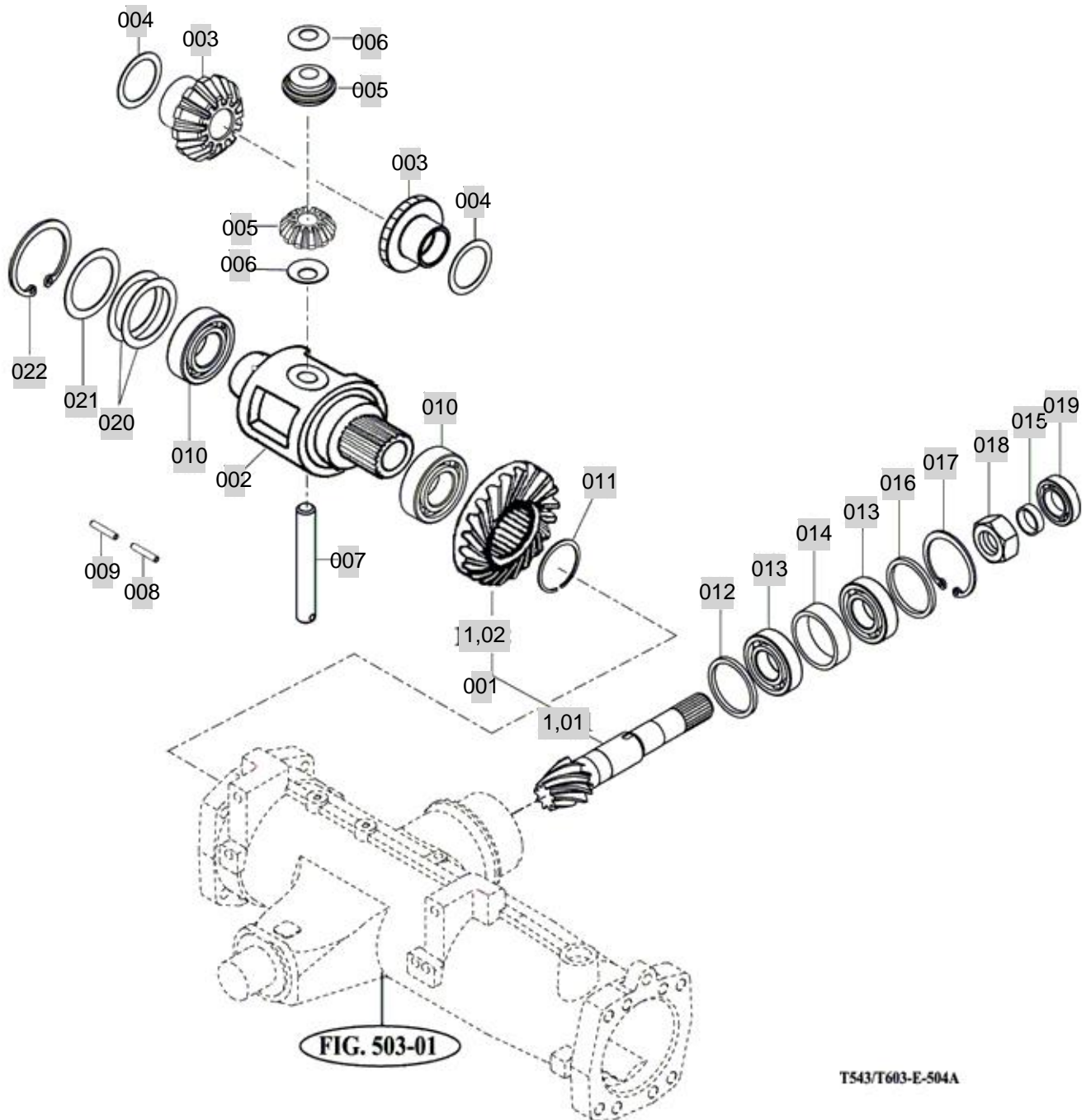
FIG 504

T654SC

FRONT DIFFERENTIAL GEARS

년/월
Year/Month

2020.07



T543/T603-E-504A

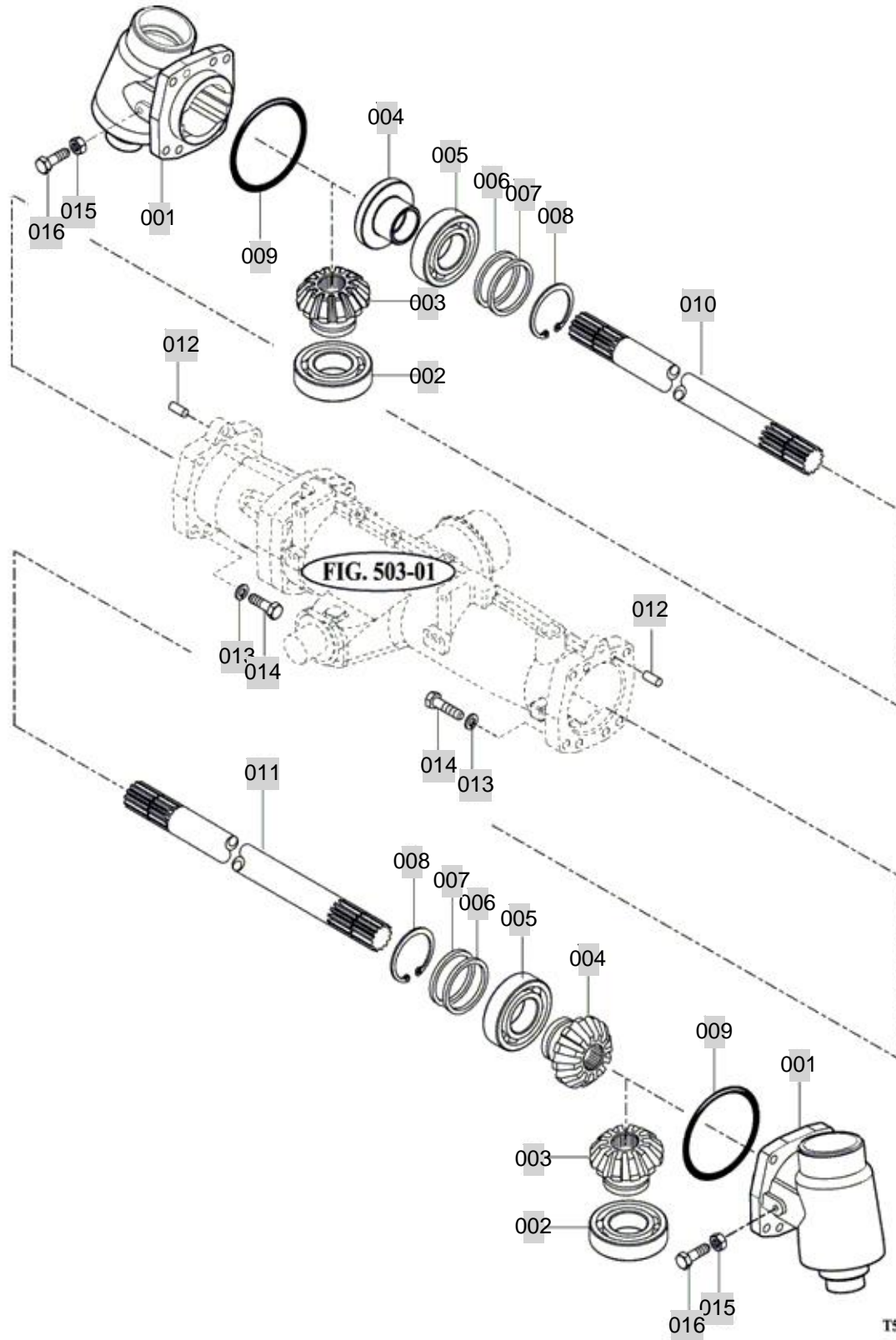
NOTE

FIG 505

FRONT GEAR CASE (1)

년/월
Year/Month

2020.07



T543/T603-E-505A

NOTE

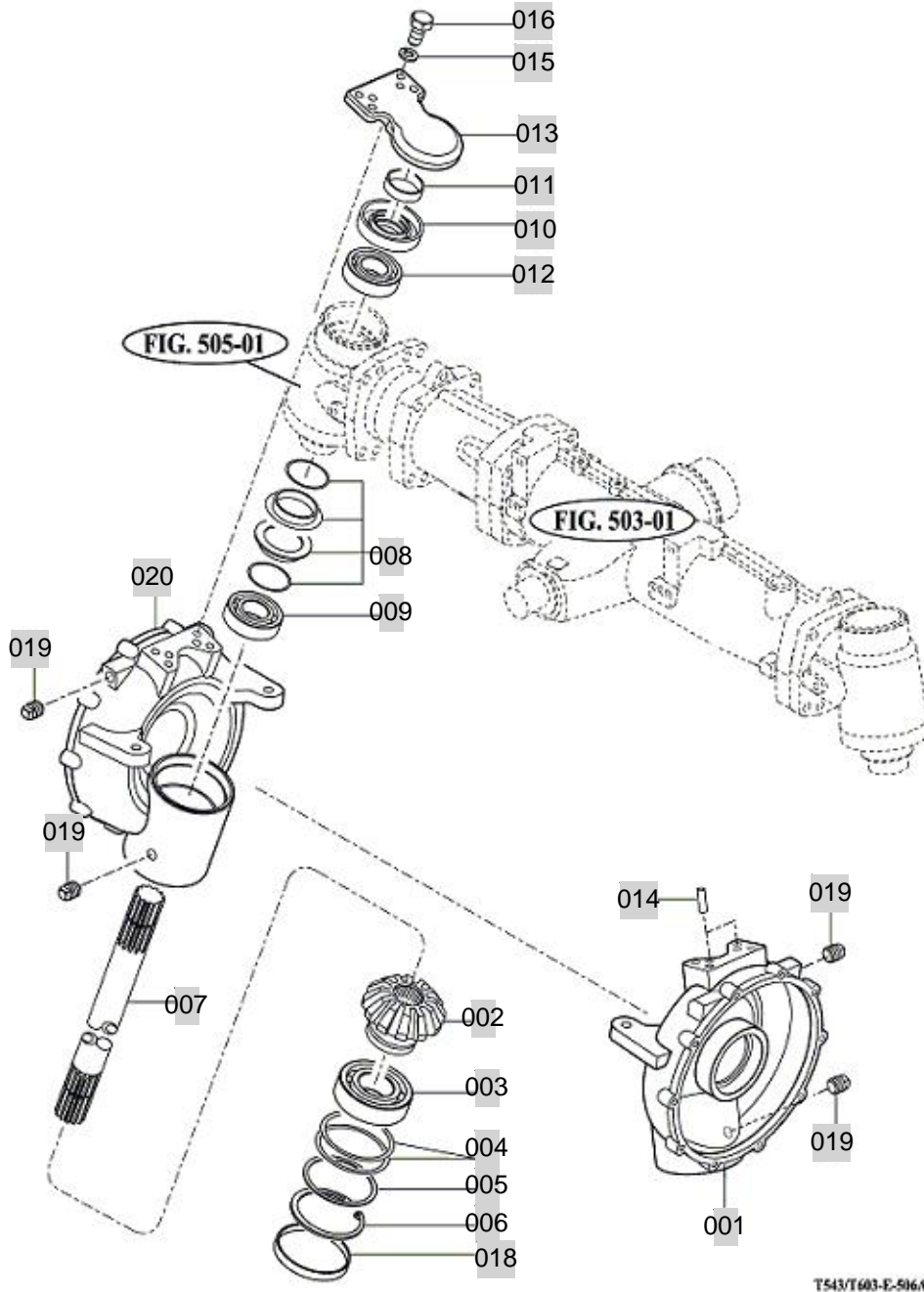
FIG 506

T654SC

FRONT GEAR CASE (2)

년/월
Year/Month

2020.07



NOTE

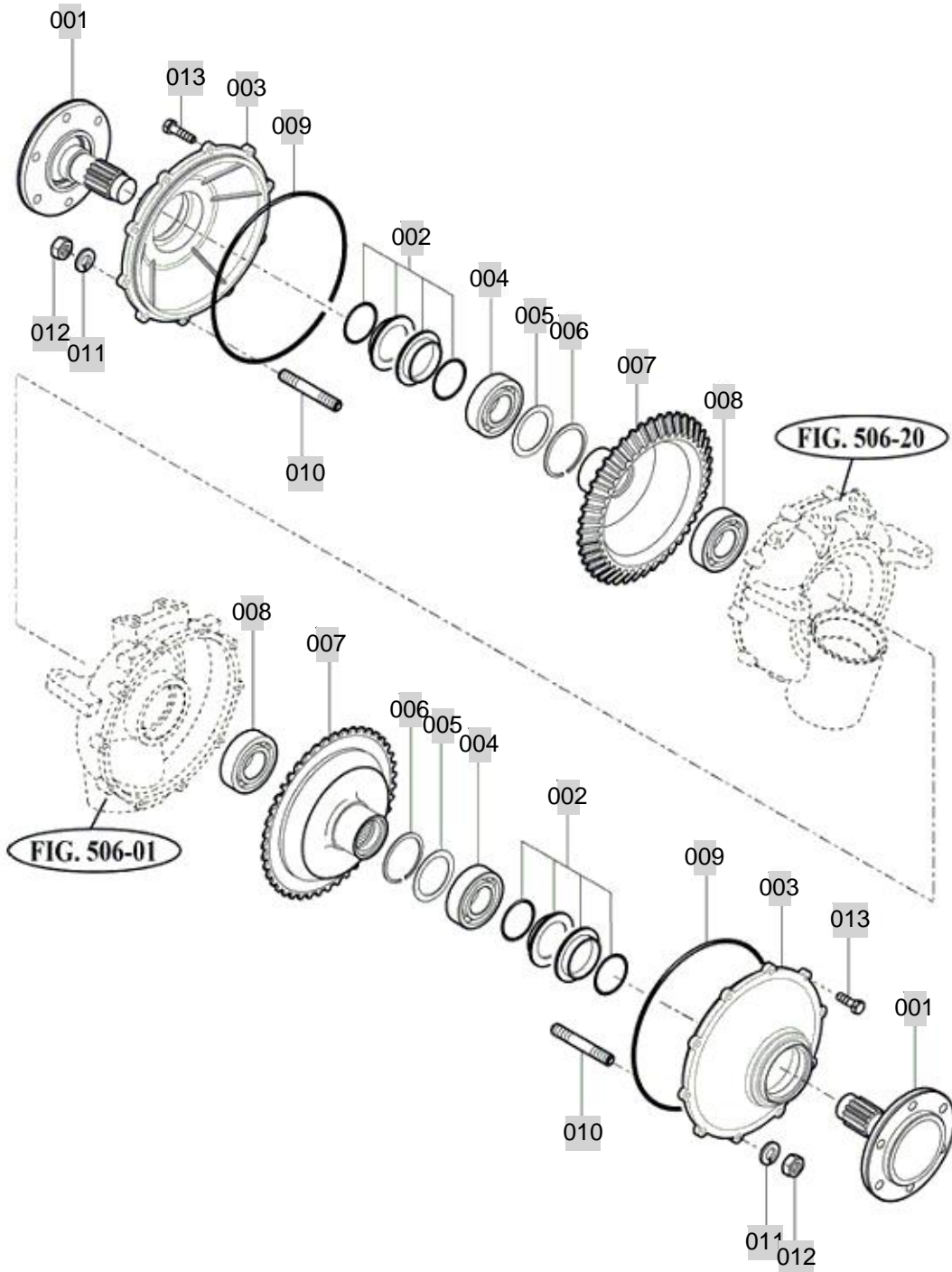
FIG 507

T654SC

FRONT GEAR CASE (3)

년/월
Year/Month

2020.07



T754-E-507

NOTE

6. HYDRAULICS & 3-POINT LINK PART NO. T654SC-C6

FIG 601 CYLINDER CASE	158
FIG 602 LIFT ARM	160
FIG 603 CYLINDER	162
FIG 604 POSITION LINK	164
FIG 605 CONTROL VALVE	166
FIG 606 DRAFT LINK	168
FIG 607 POSITION & DRAFT LEVER	170
FIG 608 EXTERIOR HYD. VALVE	173
FIG 608 EXTERIOR HYD. VALVE(OPTION_6P)	175
FIG 609 HYDRAULIC PIPE	177
FIG 610 JOYSTICK	179
FIG 611-1A(US) HITCH & 3-P LINK (US)	181
FIG 611-1B(EU) HITCH & 3-POINT LINK (EU)	184
FIG 612(EU) LOWER LINK & LIFT ROD(EU)	187
FIG 612(US) LOWER LINK & LIFT ROD(US)	189
FIG 613 HYDRAULIC HOSE	191

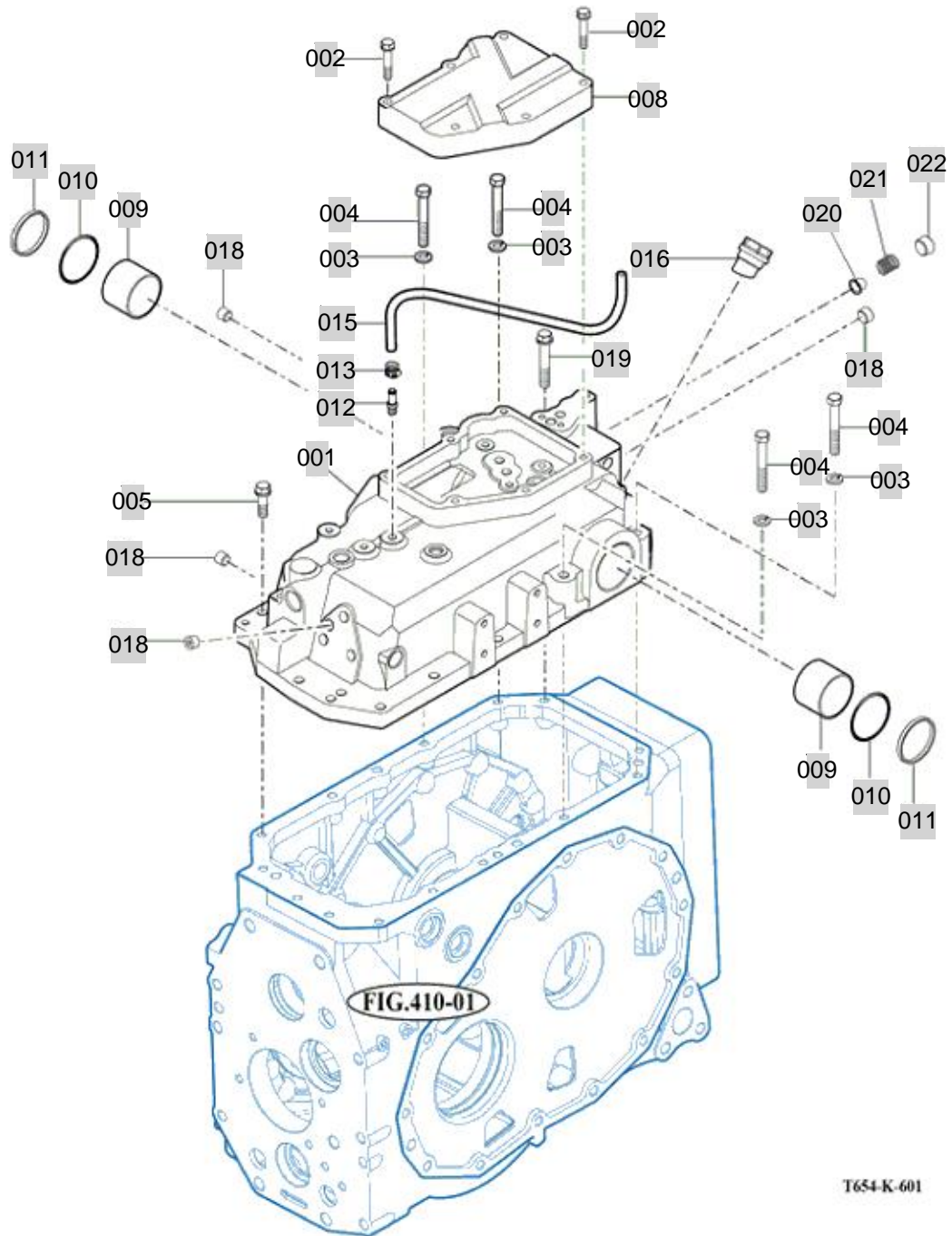
FIG 601

T654SC

CYLINDER CASE

년/월
Year/Month

2020.07



NOTE

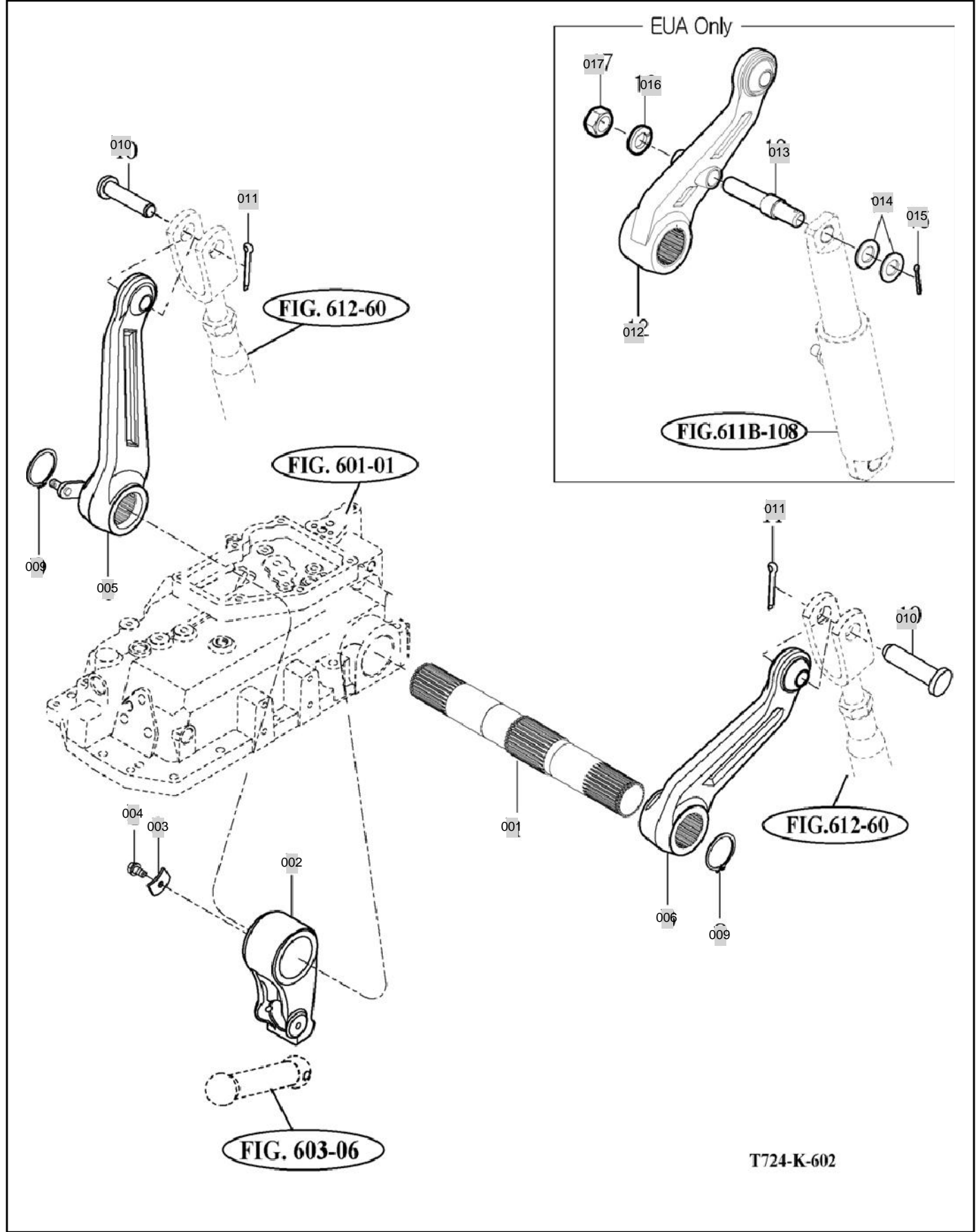
FIG 602

LIFT ARM

년/월
Year/Month

2020.07

T654SC



NOTE

FIG 602		LIFT ARM					년/월 Year/Month		
							2020.07		
T654SC		KEY NO	PART NO	DESCRIPTION	SPEC	QTY	REPAIR	EFFECTIVE DATE	REMARKS
602	001	17995020011M	BAR			1			2017.06.02~
602	002	17995020021M	LIFT , CRANK	T=0.08		1			
602	003	17995020030	PLATE	T=3.2		1			
602	004	V2173608016	BOLT , HEX/S	M8X16		1		20120501	
602	005	17995020200M	ARM ASSY , LIFT	7.8X12.1X32.4		1			
602	006	17995020200M	ARM ASSY , LIFT	7.8X12.1X32.4		1			
602	009	V7041400480	C-RING , SHAFT	48		2			
602	010	17995200021	PIN , 19X76	D=19		2		20051201	
602	011	V5001950035	PIN , SPLIT	5X35		2		20051201	
602	012	18095020200M	ARM ASSY , LIFT			1			EUA Only
602	013	18095800071	PIN , 20X135			1			EUA Only
602	014	18095800020	WASHER , 21X37X2			2			EUA Only
602	015	V5001950035	PIN , SPLIT	5X35		1		20051201	EUA Only
602	016	V4011600200	WASHER , SPRING	M20		1			EUA Only
602	017	V3042600200	NUT , HEX/2	M20		1			EUA Only
NOTE									

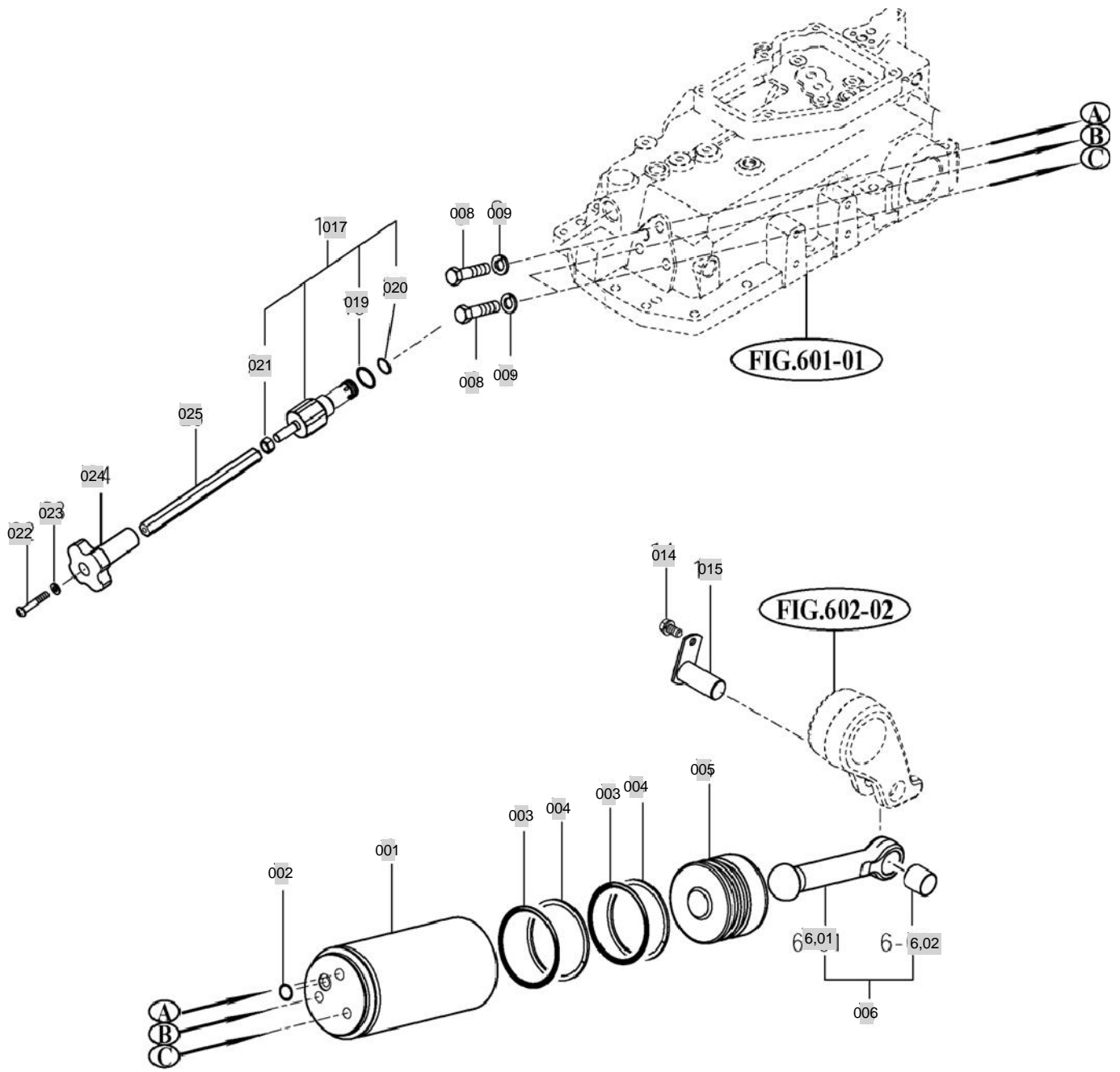
FIG 603

T654SC

CYLINDER

년/월
Year/Month

2020.07



NOTE

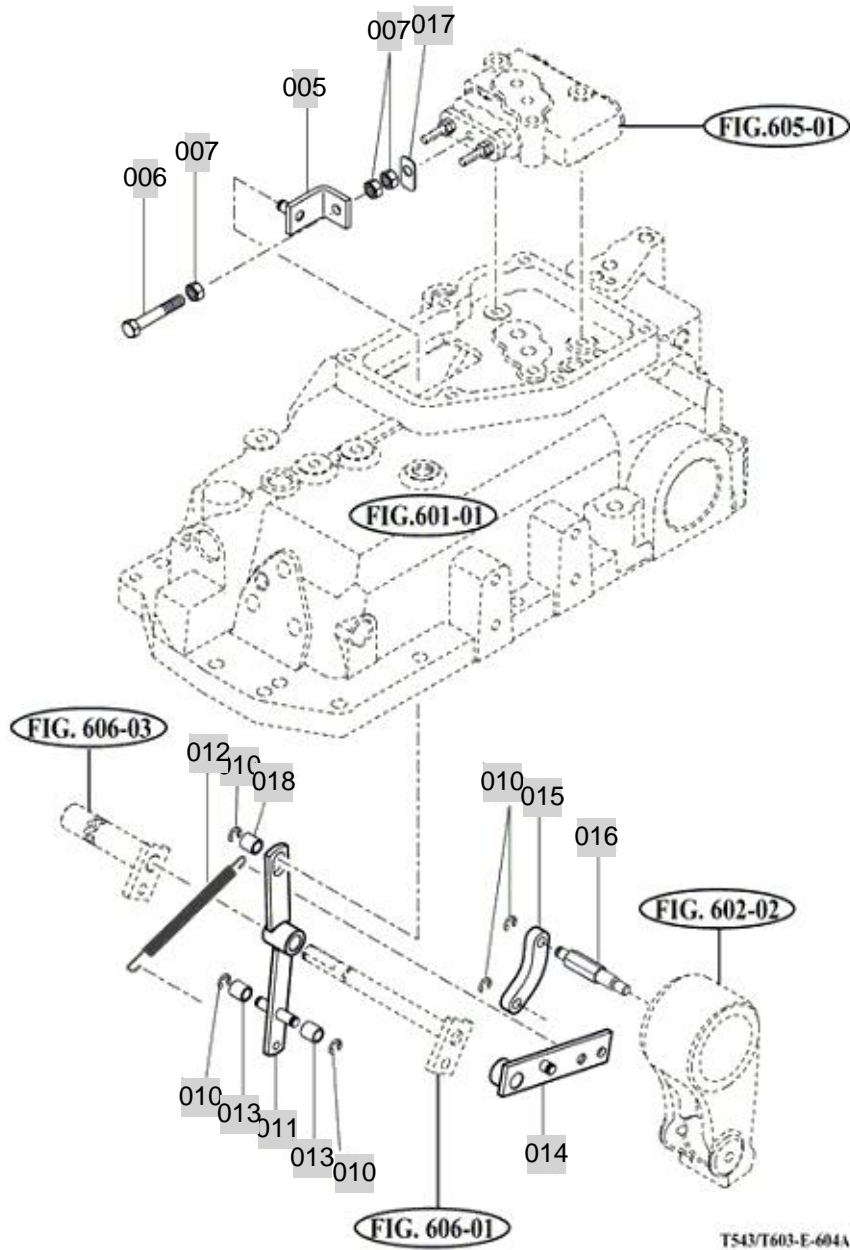
FIG 604

T654SC

POSITION LINK

년/월
Year/Month

2020.07



NOTE

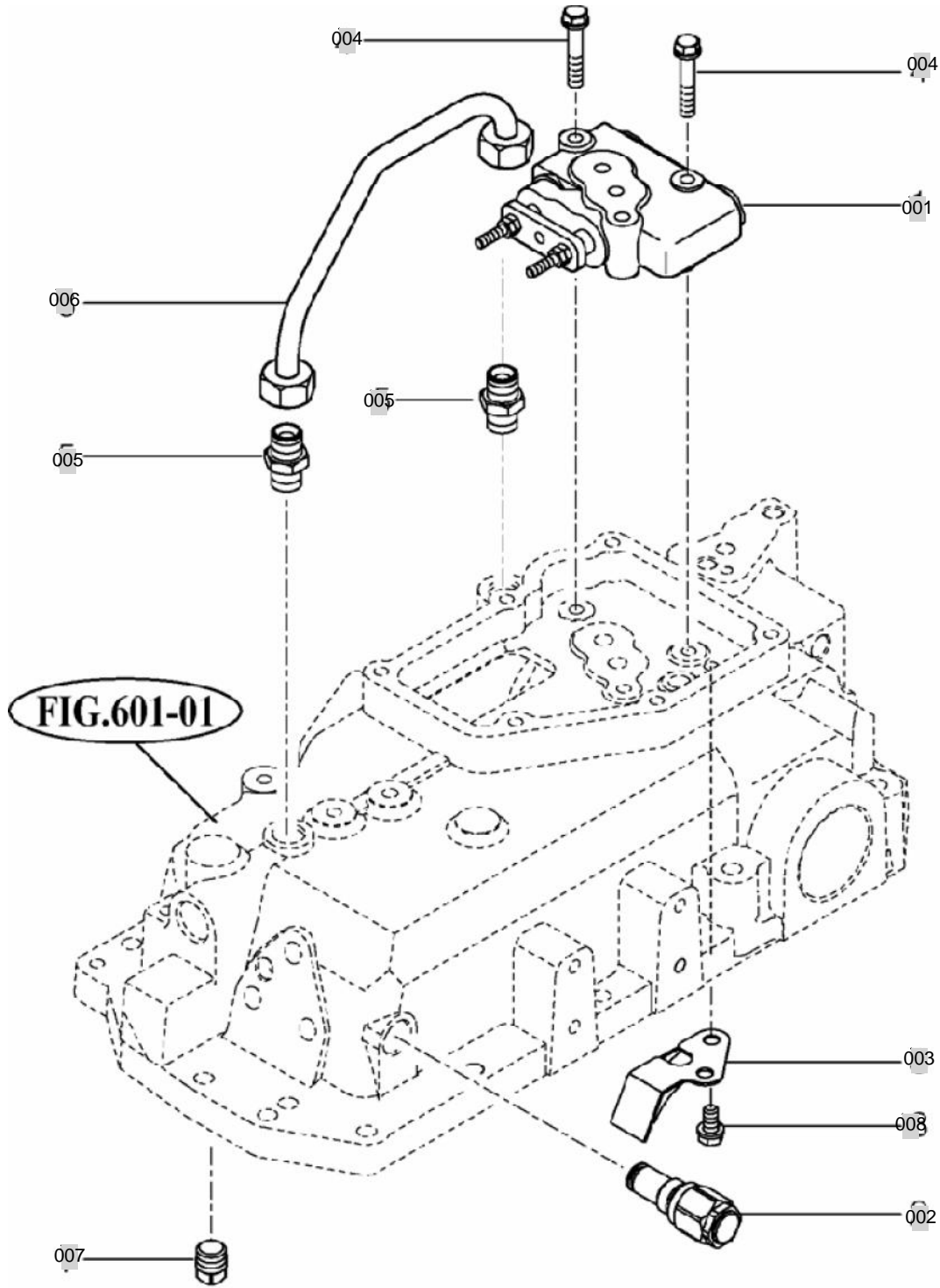
FIG 605

CONTROL VALVE

년/월
Year/Month

T654SC

2020.07



T543/T603-E-605A

NOTE

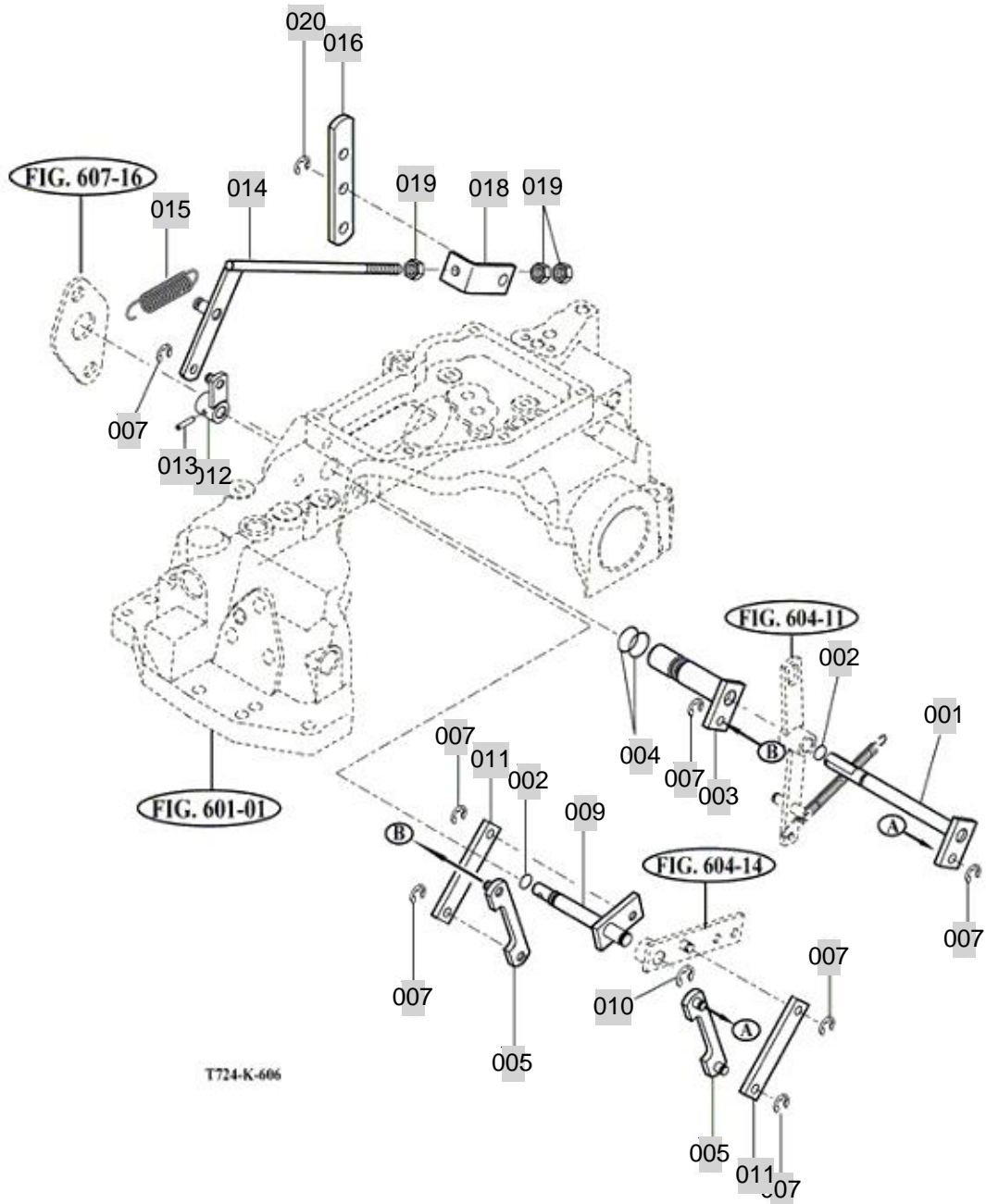
FIG 606

T654SC

DRAFT LINK

년/월
Year/Month

2020.07



NOTE

FIG 606 T654SC	DRAFT LINK	년/월 Year/Month
		2020.07

KEY NO	PART NO	DESCRIPTION	SPEC	QTY	REPAIR	EFFECTIVE DATE	REMARKS
606 001	17995041500	SHAFT COMP , POSITION		1		20110321	
606 002	V7201019009	O-RING , P	P9	1			
606 003	17995041200	SHAFT COMP , DRAFT		1		20110321	
606 004	V7201024016	O-RING , P	P16	1			
606 005	17995060050	LINK COMP , B	1X1X1	2			
606 007	V7081400060	E-RING	6	6			
606 009	17995061300	ARM , COMP , IN , LINK		1		20110321	
606 010	V7081400090	E-RING	9	1		20040501	
606 011	17995060061	LINK		2			
606 012	17995060120	ARM , OUT , LINK		1		20110321	
606 013	V5801404018	PIN , SPRING	4X18	1			
606 014	19995061400	ROD , A	1X1X1	1			
606 015	17995060150	SPRING	1X1X1	1		20110321	
606 016	17995060160	LINK , A	25X6T	1		20110321	
606 018	17995061800	LINK COMP , B	1X1X1	1		20110321	
606 019	V3043600080	NUT , HEX/2	M8	3		20081001	
606 020	V7082400080	E-RING	8	2			
NOTE							

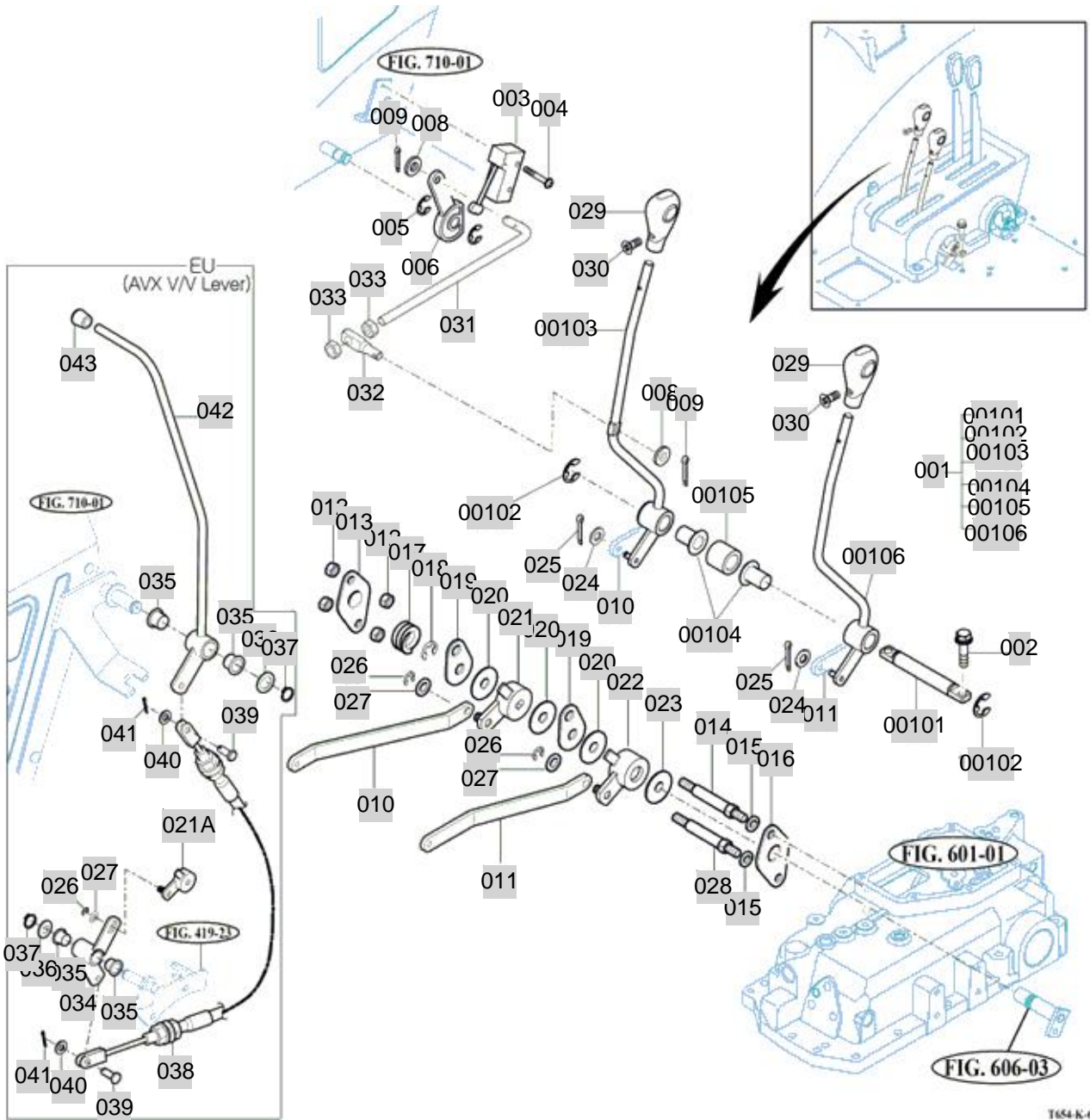
FIG 607

POSITION & DRAFT LEVER

년/월
Year/Month

2020.07

T654SC



T654-K-607

NOTE

FIG 607		POSITION & DRAFT LEVER					년/월 Year/Month		
							2020.07		
T654SC		KEY NO	PART NO	DESCRIPTION	SPEC	QTY	REPAIR	EFFECTIVE DATE	REMARKS
607	001	19997092101	REVER SUB , POSITION/DRAFT	1X1X1	1				
607	002	V2183608020	BOLT , HEX/SP	M8X20	2			20081201	
607	003	16606742301	SWITCH ASSY . LIMIT		1			20060425	
607	004	V1222604025	SCREW , C/R PAN/SP	M4X25	2				
607	005	V7081400080	E-RING	8	2				
607	006	14527090020	CAM , SENSER	1X1X1	1				
607	008	V4111600060	WASHER , PLAIN	M6	2			20081201	
607	009	V5001920020	PIN , SPLIT	2X20	2			20040501	
607	010	19995070120	PLATE , POSITION	19X6T	1				
607	011	19995070140	PLATE , DRAFTER	19X6T	1				
607	012	V3043600100	NUT , HEX/2	M10	4			20030401	
607	013	17995070140	PLATE , C	3.2T	1			20110321	
607	014	17995070150	BOLT , SUPPORT	H14X108.9	1			20110321	
607	015	V4011600100	WASHER , SPRING	M10	2			20081001	
607	016	17995070170	PLATE , D	3.2TX90X50	1				
607	017	17995070180	SPRING	33X23	1				
607	018	V7081400120	E-RING	12	1				
607	019	17995070200	PLATE , A	3.2TX40X62	2				
607	020	17995070211	PLATE , FRICTION	13X40X2T	3				
607	021	14525070221	ARM COMP , POSITION	1X1X1	1			20110321	2018.06.01~
607	021A	14525070221	ARM COMP , POSITION	1X1X1	1			20110321	EU Only
607	022	14525070230	ARM COMP , DRAFT LEVER		1				
607	023	17995070241	PLATE , FRICTION	21*40*2T	1			20110321	
607	024	V4111600060	WASHER , PLAIN	M6	2			20081201	
607	025	V5001920020	PIN , SPLIT	2X20	2			20040501	
607	026	V7081400080	E-RING	8	2				
607	027	V4111600100	WASHER , PLAIN	M10	2			20081201	
607	028	17995070340	BOLT , SUPPORT		1			20110321	
607	029	19027592011	KNOB , AUX LEVER	1X1X1	2			20080601	
607	030	V1122804012	SCREW , C/R FLAT	M4X12	2			20081128	
607	031	19997090010	ROD,SWITCH	6*150*28	1				
607	032	19997090210	PIN , POSITION ROD	10.6*32*8	1			20110310	
607	033	V3002600060	NUT , HEX/1	M6	2				
607	034	19955070500GB	ARM COMP , EXTERIOR POSITION	1X1X1	1				EU Only
607	035	15602870023	BUSH , 16X24X15		4			20110321	~2019.10.30 (EU Only)
607	035	15602870024	BUSH , 16X24X15		4				2019.10.31~ (EU Only)
607	036	36212110030	WASHER , TENSION ARM	T=1.6	2			20110321	EU Only
607	037	V7041400160	C-RING , SHAFT	16	2				EU Only
607	038	15705070700	CABLE ASSY , EXTERNAL POSITION		1				~2019.12.31 (EU Only)
607	038	15705070701	CABLE ASSY , EXTERNAL POSITION		1				2020.01.01~ (EU Only)
607	039	14322420010	PIN	D=8	2			20110321	EU Only
607	040	V4111600080	WASHER , PLAIN	M8	2			20081201	EU Only
607	041	V5001925020	PIN D2.5x20	2.5X20	2			20081201	EU Only
607	042	18022872200GB	LEVER COMP , EXTERNAL POSITION		1				EU Only
607	043	14721120090	GRIP , HOOD LOCK	1X1X1	1			20110321	EU Only
NOTE									

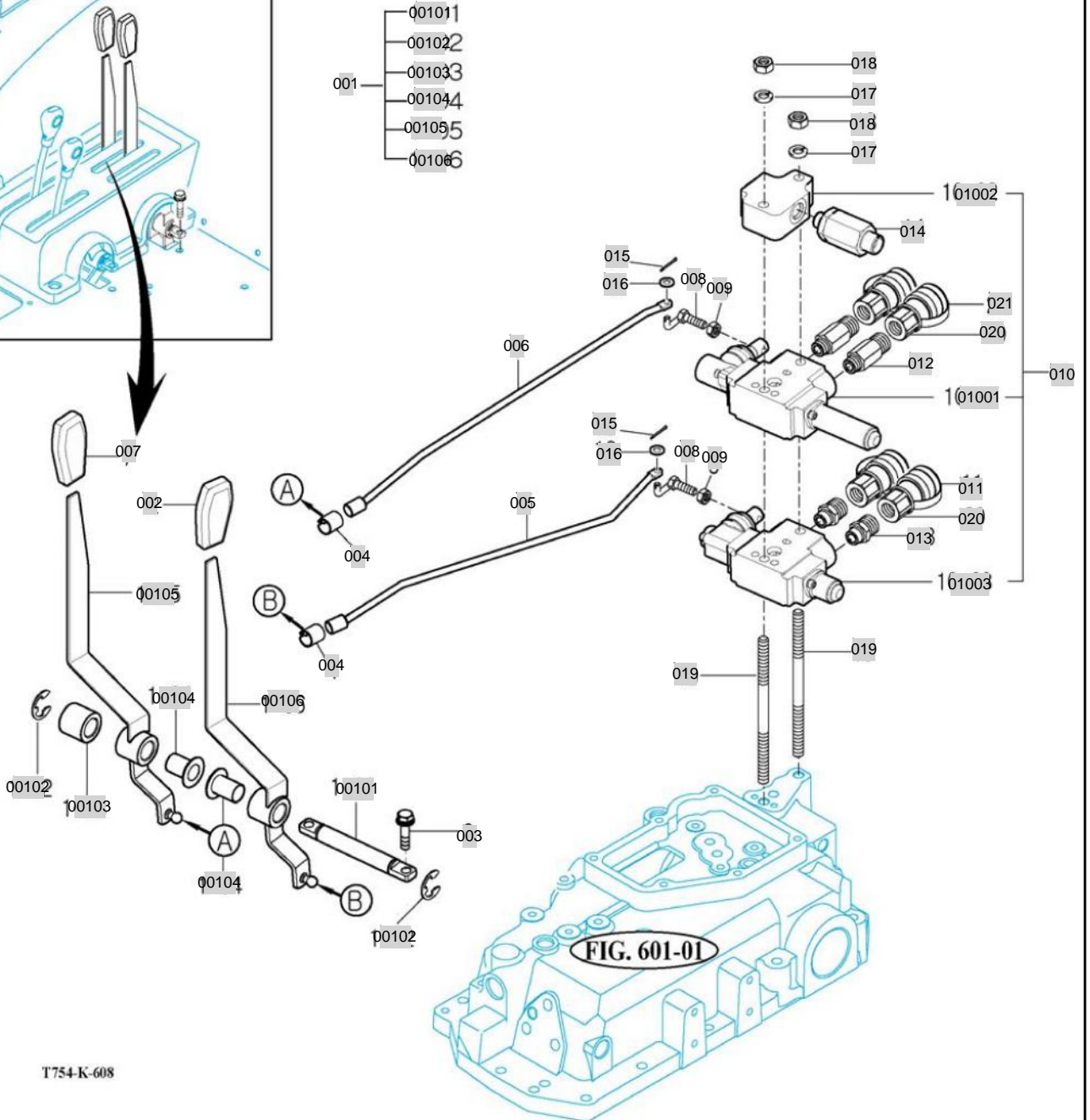
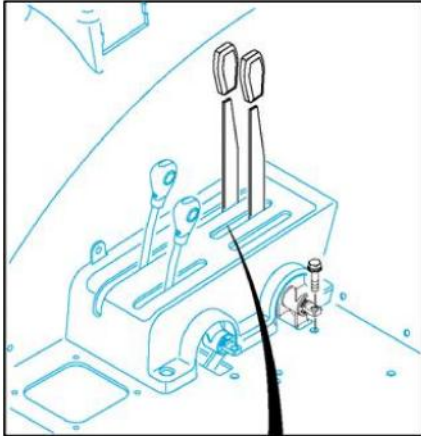
FIG 608

EXTERIOR HYD. VALVE

년/월
Year/Month

2020.07

T654SC



NOTE

FIG 608 T654SC	EXTERIOR HYD. VALVE	년/월 Year/Month
		2020.07

KEY NO	PART NO	DESCRIPTION	SPEC	QTY	REPAIR	EFFECTIVE DATE	REMARKS
608	001	18017093100	LEVER SUB, AUX	1X1X1	1		
608	002	14322420040	GRIP , B	1.7X3.8X7.1	1		
608	003	V2183608016	BOLT , HEX/SP	M8X16	2	20081224	
608	004	17995080091	SPRING , LOCK		2	20110420	
608	005	15707095200	ROD COMP , EXTERIOR HYD/B		1		
608	006	15707095300	ROD COMP , EXTERIOR HYD/A		1		
608	007	17812420050	GRIP , GREEN		1		
608	008	19965081202	PIN COMP, L	28X56X17	2	20100126	
608	009	V3013600080	NUT .HEX NORMAL /2	M8	2		
608	010	18025080151	VALVE SUB , AUX EXTERIOR 4P		1		
608	011	16995152420	CAP , DUST		2		
608	012	17995080201	UNION , 1/2	1X1X1	2	20101014	
608	013	17995080931	UNION , 1/2 L60	1X1X1	2	20110420	
608	014	14545163200	FILTER COMP , LINE		1		
608	015	V5001920020	PIN , SPLIT	2X20	2	20040501	
608	016	V4111600060	WASHER , PLAIN	M6	2	20081201	
608	017	V4011600100	WASHER , SPRING	M10	2	20081001	
608	018	V3043600100	NUT , HEX/2	M10	2	20030401	
608	019	16735080892	BOLT , STUD 155	D10	2	20101014	
608	020	16995152410	COUPLING , BODY 1/2		4		
608	021	18715152420	CAP , DUST Green		2		
608	00101	14527092110	SHAFT	D=16	1		
608	00102	V7081400150	E-RING	15	2		
608	00103	14527092251	COLLER , SPACE	D=30	1	20110420	
608	00104	14527092120	BUSH, NYLON/16X18X27	1X1X1	2		
608	00105	17337093200GB	LEVER COMP,AUX/A	375*130*30	1		
608	00106	17337093300GB	LEVER COMP,AUX/B	375*130*30	1		
608	01001	18025080950	VALVE , AUX EXTERIOR FLOATING/		1		
608	01002	18025080970M	COVER , EXTERIOR HYD		1		
608	01003	18025080960	VALVE , AUX EXTERIOR SPRING		1		

NOTE

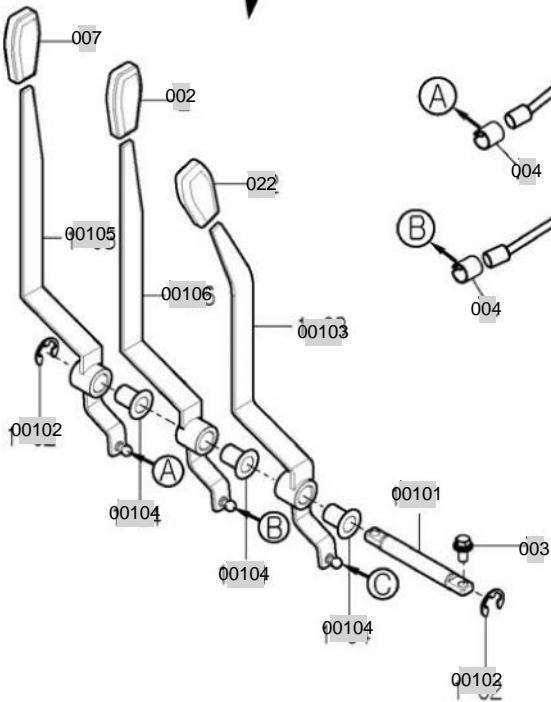
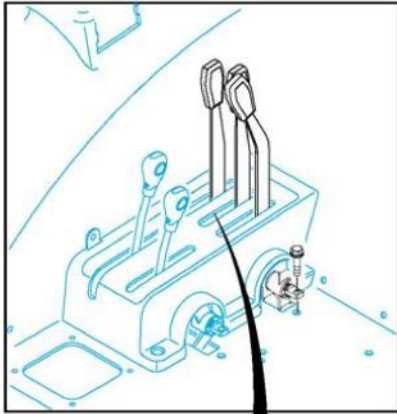
FIG 608

T654SC

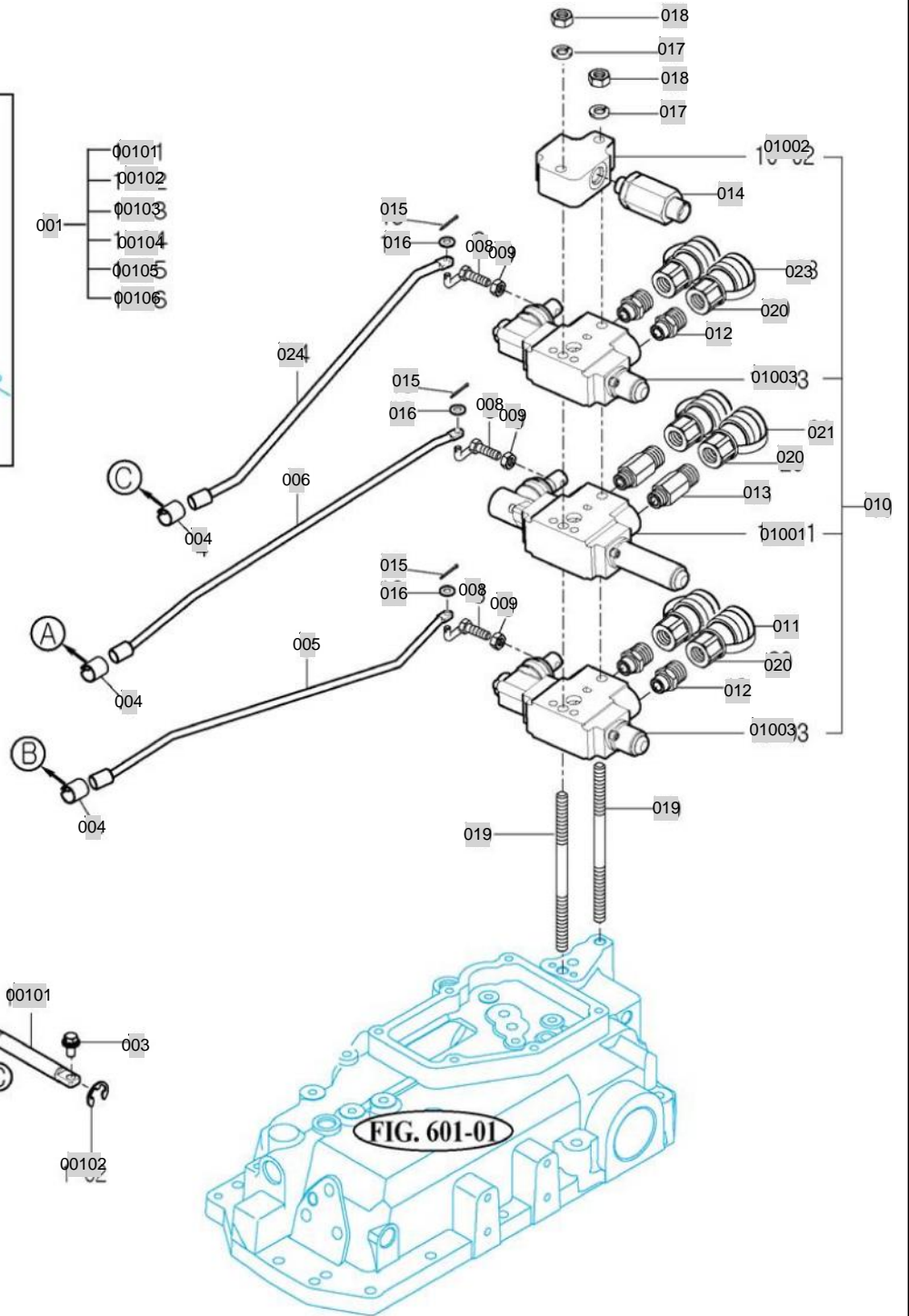
EXTERIOR HYD. VALVE(OPTION_6P)

년/월
Year/Month

2020.07



T754-K-608



NOTE

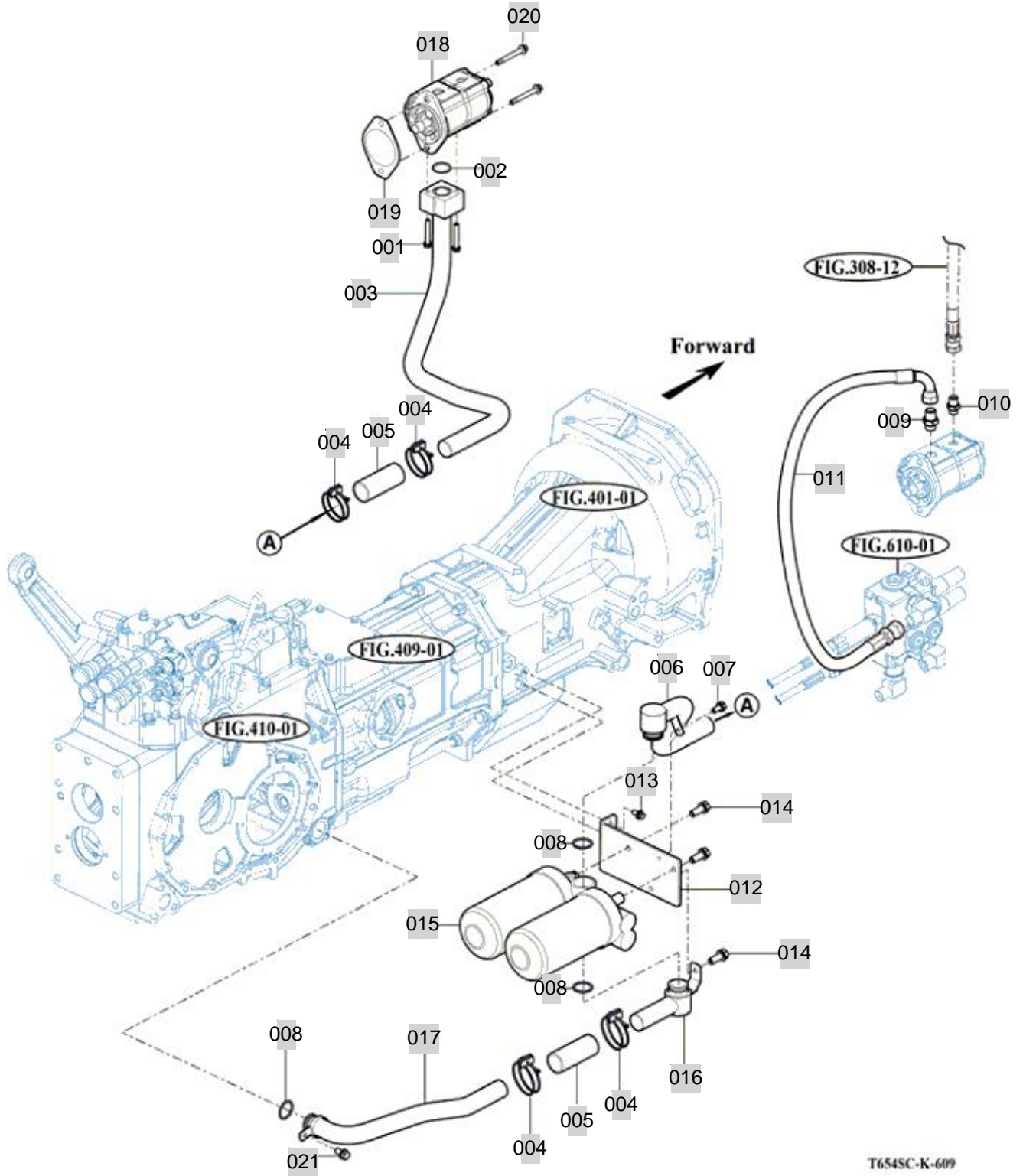
FIG 609

HYDRAULIC PIPE

년/월
Year/Month

2020.07

T654SC



T654SC-K-609

NOTE

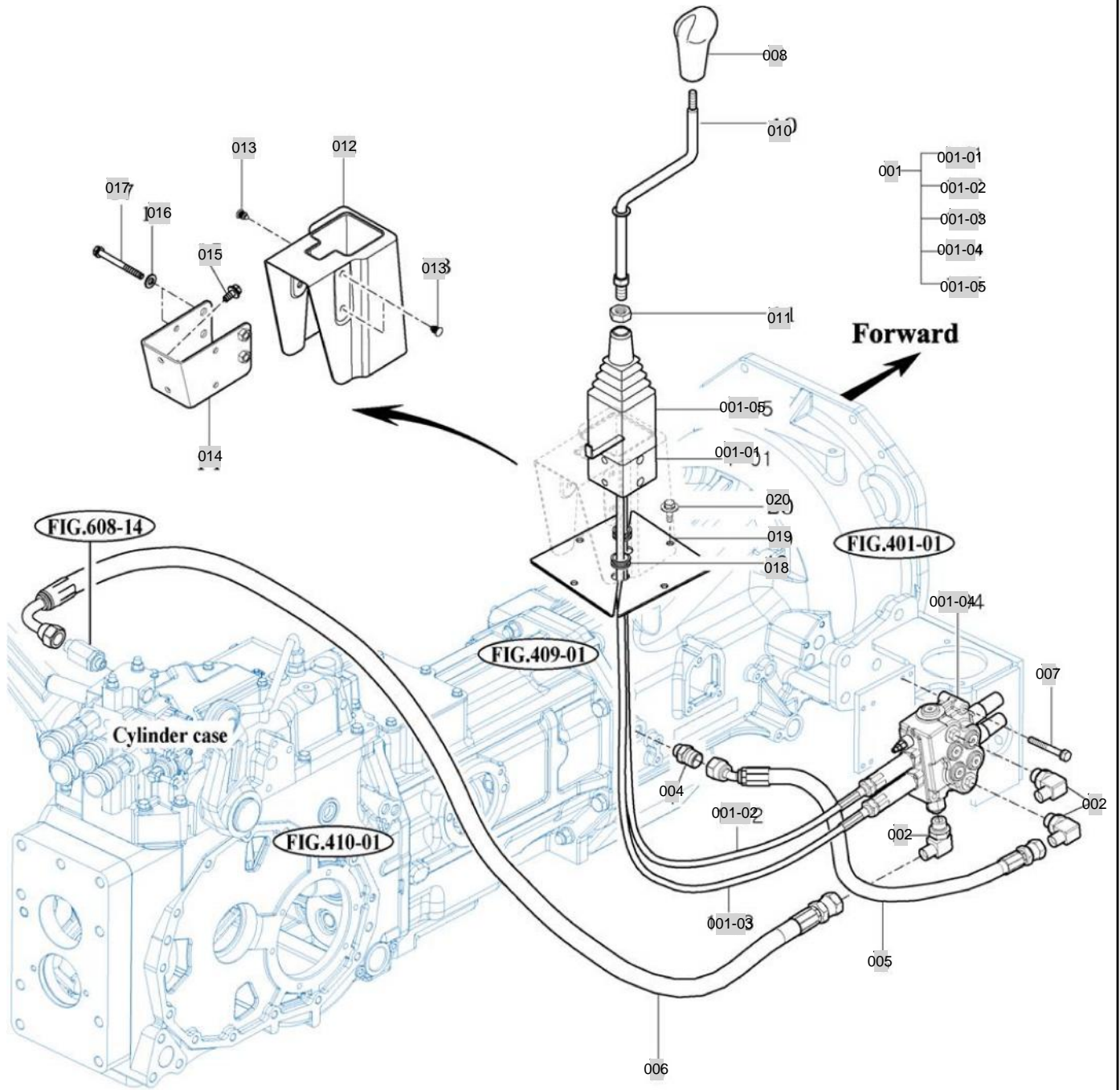
FIG 610

JOYSTICK

년/월
Year/Month

2020.07

T654SC



T654SC-K-610

NOTE

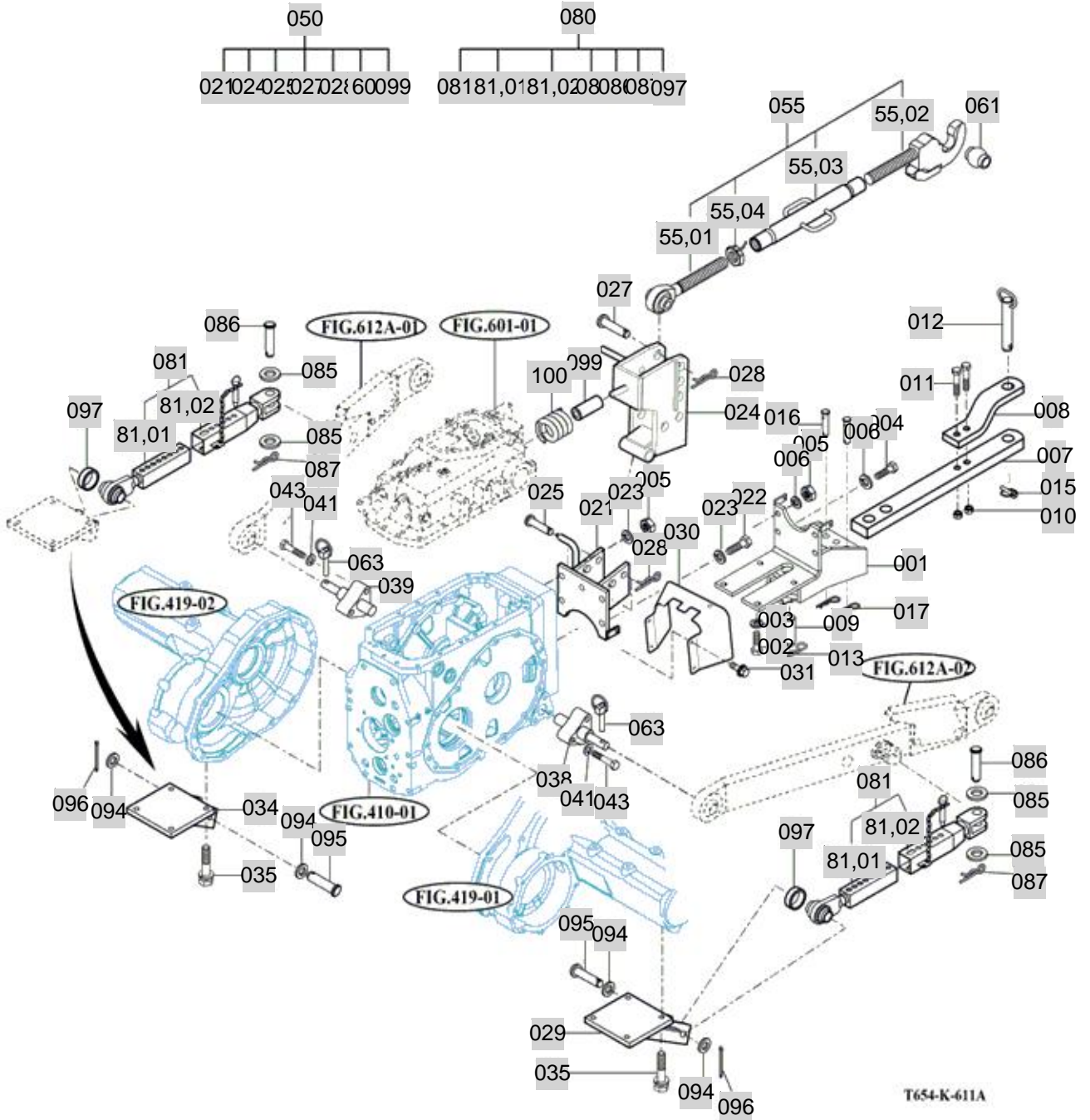
FIG 611-1A(US)

HITCH & 3-P LINK (US)

년/월
Year/Month

2020.07

T654SC



NOTE

FIG 611-1A(US)		HITCH & 3-P LINK (US)					년/월 Year/Month		
							2020.07		
T654SC		KEY NO	PART NO	DESCRIPTION	SPEC	QTY	REPAIR	EFFECTIVE DATE	REMARKS
611-1A(U)	001	18015202000GB	BRACKET COMP , DRAW BAR/SWING	246*20*440		1			
611-1A(U)	002	V2013614035	BOLT , HEX	M14X35		4		20030401	
611-1A(U)	003	V4011600140	WASHER , SPRING	M14		4		20080701	
611-1A(U)	004	V2013616035	BOLT , HEX	M16X35		2		20081226	
611-1A(U)	005	V3043600160	NUT , HEX/2	M16		4		20080129	
611-1A(U)	006	V4011600160	WASHER , SPRING	M16		4		20081226	
611-1A(U)	007	17332470010GB	LINK , DRAW BAR SWING	65X35X660		1			
611-1A(U)	008	18992470020GB	LINK , HITCH	1X1X1		1			
611-1A(U)	009	17332472010	PIN , DRAWBAR	D=28		1			
611-1A(U)	010	15189240160	NUT , NYLON , M16	1X1X1		2			
611-1A(U)	011	V2004616080	BOLT , HEX	M16X80		2			
611-1A(U)	012	15645220011	PIN , 19X86	D=19		2		20101126	
611-1A(U)	013	S2169908420	PIN , SNAP/28	1X1X1		1		20030601	
611-1A(U)	015	14215020020	PIN , LINK			1		20060401	
611-1A(U)	016	15645220011	PIN , 19X86	D=19		2		20101126	
611-1A(U)	017	14445140051	PIN , 19	D=4.5		2		20110321	
611-1A(U)	021	15705222000GB	BRACKET COMP			1			
611-1A(U)	022	V2013616035	BOLT , HEX	M16X35		3		20081226	
611-1A(U)	023	V4011600080	WASHER , SPRING	M8		5		20081201	
611-1A(U)	024	17467552400	LINK COMP			1			
611-1A(U)	025	15645250010	PIN , 19X122	D=19		2			
611-1A(U)	027	15645220020	PIN , 19X95	D=19		1		20110321	
611-1A(U)	028	14445140051	PIN , 19	D=4.5		3		20110321	
611-1A(U)	029	17975254100	BRACKET COMP , LH	1X1X1		1			
611-1A(U)	030	13605200012GB	COVER , SHIELD	1X1X1		1			
611-1A(U)	031	V2183608016	BOLT , HEX/SP	M8X16		4		20081224	
611-1A(U)	034	17975254200	BRACKET COMP , RH	1X1X1		1			
611-1A(U)	035	V2013614030	BOLT , HEX	M14X30		8			
611-1A(U)	038	17975252710	PIN , LOWER LINK			1			
611-1A(U)	039	17975252810	PIN , LOWER LINK	1X1X1		1			
611-1A(U)	041	V4011600140	WASHER , SPRING	M14		6		20080701	
611-1A(U)	043	V2013614060	BOLT , HEX	M14X60		6			
611-1A(U)	050	15705200500	BRACKET ASSY			1			
611-1A(U)	055	17995201002GB	LINK ASSY . TOP LINK	1X1X1		1			
611-1A(U)	061	17995201500	BALL , TOP LINK	1X1X1		1			
611-1A(U)	063	14215020020	PIN , LINK			2		20060401	
611-1A(U)	080	19955253001	LINK ASSY , ADJUSTER			2			
611-1A(U)	081	19955253001	LINK ASSY , ADJUSTER			2			
611-1A(U)	081-01	19955253101	LINK(BALL) ADJUSTER , SUB	1X1X1		2		20071001	
611-1A(U)	081-02	19955253201	LINK(PIN) ADJUSTER , SUB	1X1X1		2		20071001	
611-1A(U)	085	V4111600180	WASHER , PLAIN	M18		4			
611-1A(U)	086	19955250020	PIN(18X71)	D=24		2		20060609	
611-1A(U)	087	13059310030	PIN	D=2.3		2		20060609	
611-1A(U)	094	V4111600200	WASHER , PLAIN	M20		2			
611-1A(U)	095	15645220020	PIN , 19X95	D=19		2		20110321	
NOTE									

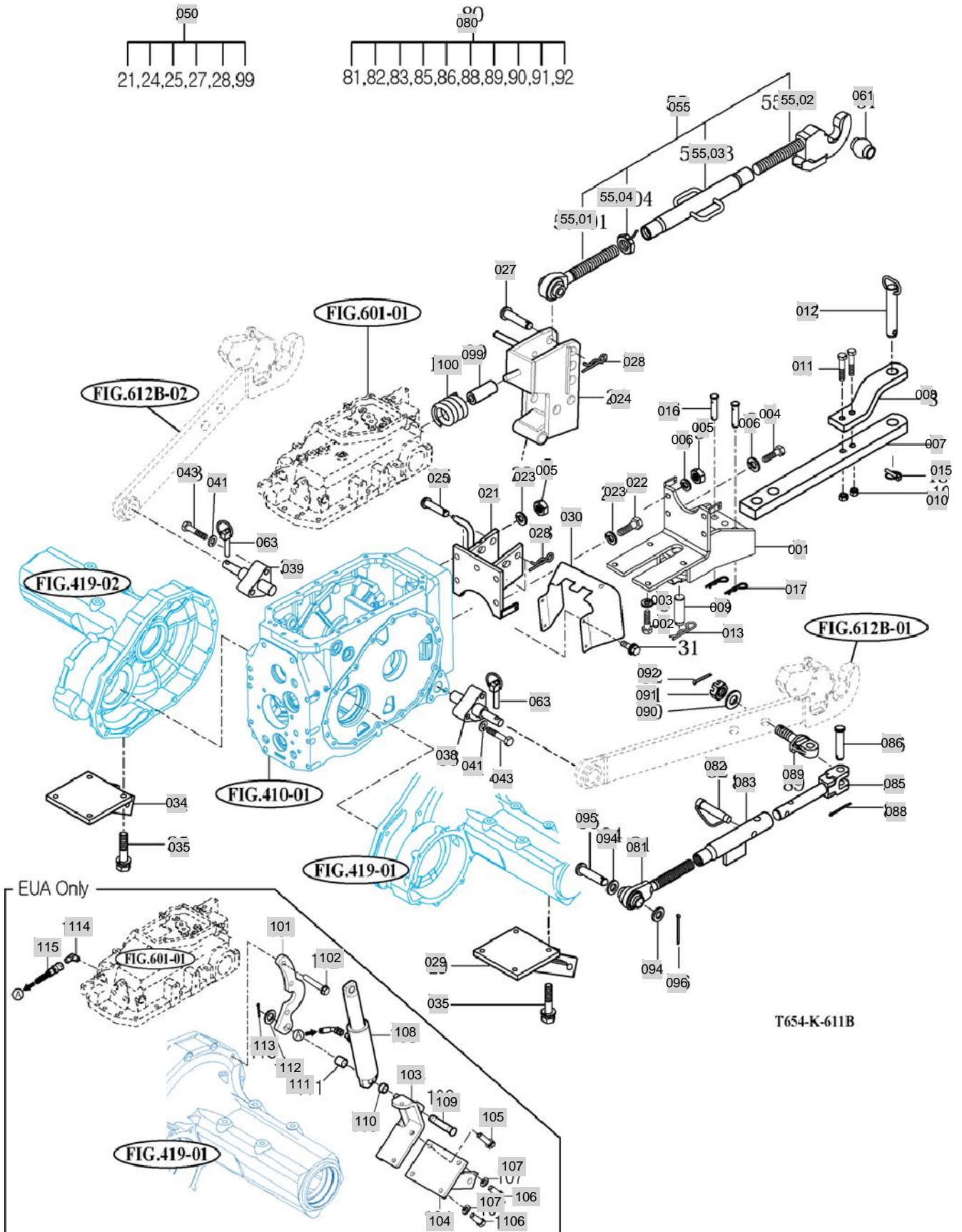
FIG 611-1B(EU)

HITCH & 3-POINT LINK (EU)

년/월
Year/Month

T654SC

2020.07



NOTE

FIG 611-1B(EU)		HITCH & 3-POINT LINK (EU)					년/월 Year/Month		
							2020.07		
T654SC		KEY NO	PART NO	DESCRIPTION	SPEC	QTY	REPAIR	EFFECTIVE DATE	REMARKS
011-1B(E)	001	18015202000GB	BRACKET COMP , DRAW BAR/SWING	246*20*440	1				
011-1B(E)	002	V2013614035	BOLT , HEX	M14X35	4			20030401	
011-1B(E)	003	V4011600140	WASHER , SPRING	M14	4			20080701	
011-1B(E)	004	V2013616035	BOLT , HEX	M16X35	2			20081226	
011-1B(E)	005	V3043600160	NUT , HEX/2	M16	4			20080129	
011-1B(E)	006	V4011600160	WASHER , SPRING	M16	4			20081226	
011-1B(E)	007	17332470010GB	LINK , DRAW BAR SWING	65X35X660	1				
011-1B(E)	008	18992470020GB	LINK , HITCH	1X1X1	1				
011-1B(E)	009	17332472010	PIN , DRAWBAR	D=28	1				
011-1B(E)	010	15189240160	NUT , NYLON , M16	1X1X1	2				
011-1B(E)	011	V2004616080	BOLT , HEX	M16X80	2				
011-1B(E)	012	15645220011	PIN , 19X86	D=19	2			20101126	
011-1B(E)	013	S2169908420	PIN , SNAP/28	1X1X1	1			20030601	
011-1B(E)	015	14215020020	PIN , LINK		1			20060401	
011-1B(E)	016	15645220011	PIN , 19X86	D=19	2			20101126	
011-1B(E)	017	14445140051	PIN , 19	D=4.5	2			20110321	
011-1B(E)	021	15705222000GB	BRACKET COMP		1				
011-1B(E)	022	V2013616035	BOLT , HEX	M16X35	3			20081226	
011-1B(E)	023	V4011600080	WASHER , SPRING	M8	5			20081201	
011-1B(E)	024	19995222100GB	LINK COMP	13.0X18.3X23.4	1				
011-1B(E)	025	15645250010	PIN , 19X122	D=19	2				
011-1B(E)	027	15645220020	PIN , 19X95	D=19	1			20110321	
011-1B(E)	028	14445140051	PIN , 19	D=4.5	3			20110321	
011-1B(E)	029	17975254100GB	BRACKET COMP , LH	1X1X1	1				
011-1B(E)	030	13605200012GB	COVER , SHIELD	1X1X1	1				
011-1B(E)	031	V2183608016	BOLT , HEX/SP	M8X16	4			20081224	
011-1B(E)	034	17975254200GB	BRACKET COMP , RH	1X1X1	1				
011-1B(E)	035	V2013614030	BOLT , HEX	M14X30	8				
011-1B(E)	038	17975252710	PIN , LOWER LINK		1				
011-1B(E)	039	17975252810	PIN , LOWER LINK	1X1X1	1				
011-1B(E)	041	V4011600140	WASHER , SPRING	M14	6			20080701	
011-1B(E)	043	V2013614060	BOLT , HEX	M14X60	6				
011-1B(E)	050	15705200500	BRACKET ASSY		1				
011-1B(E)	055	17995201002GB	LINK ASSY . TOP LINK	1X1X1	1				
011-1B(E)	061	17995201500	BALL , TOP LINK	1X1X1	1				
011-1B(E)	063	14215020020	PIN , LINK		2			20060401	
011-1B(E)	080	19955253001GB	LINK ASSY , ADJUSTER		2				
011-1B(E)	081	17995253102	ROD ASSY , TIE	1X1X1	2			20080124	
011-1B(E)	082	17995253200	PIN COMP	1X1X1	4			20080124	
011-1B(E)	083	17995253302GB	SLEEVE COMP	1X1X1	4				
011-1B(E)	085	17995201300	ROD COMP , RH	1X1X1	2				
011-1B(E)	086	S2167091722	PIN , 20X59	62X22	4			20080124	
011-1B(E)	088	V5001950035	PIN , SPLIT	5X35	2			20051201	
011-1B(E)	089	16995253091	BOLT , EYE		2			20080124	
011-1B(E)	090	V4111600240	WASHER , PLAIN	M24	2			20030401	
NOTE									

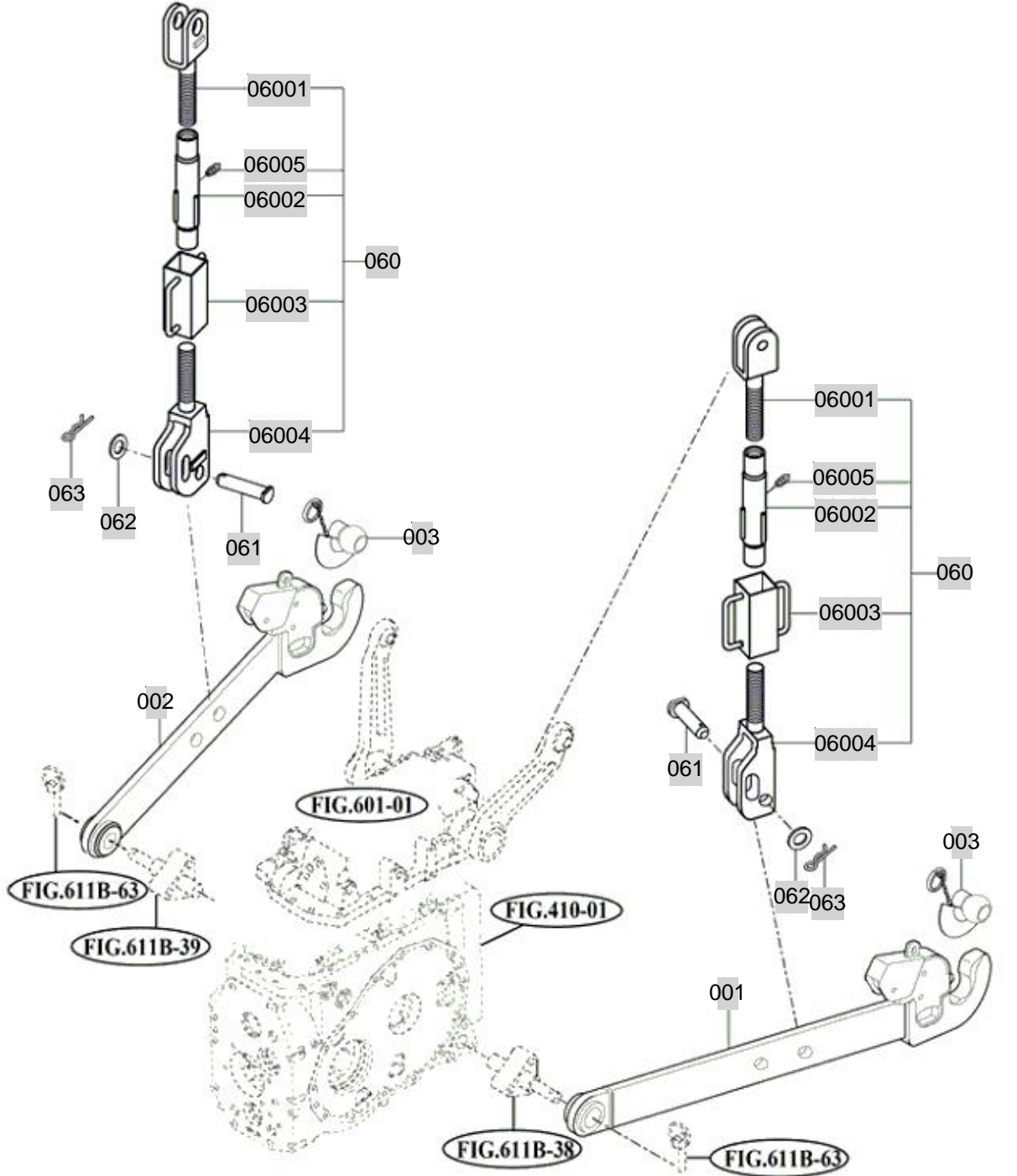
FIG 612(EU)

LOWER LINK & LIFT ROD(EU)

년/월
Year/Month

T654SC

2020.07



T654-K-612B

NOTE

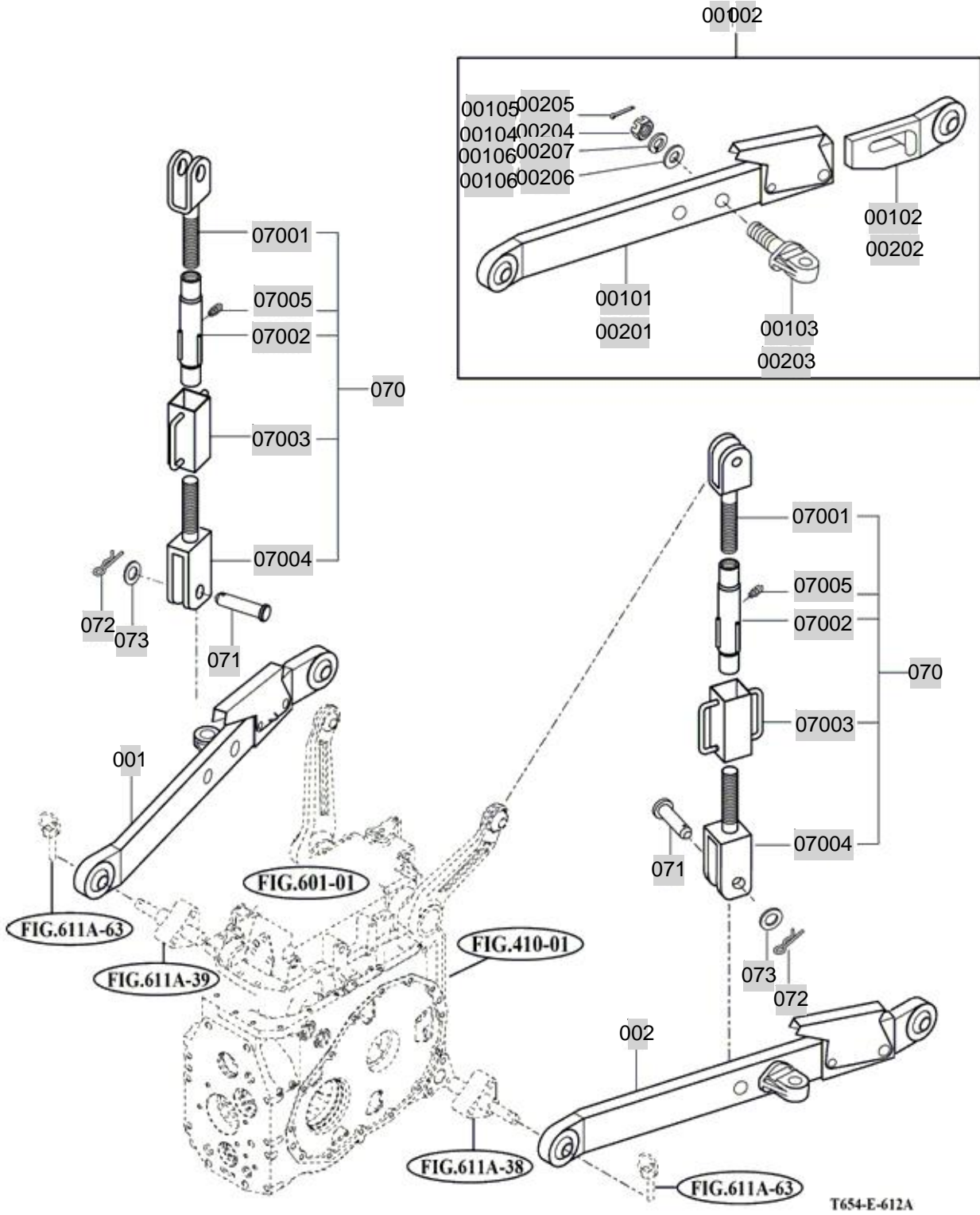
FIG 612(US)

LOWER LINK & LIFT ROD(US)

년/월
Year/Month

2020.07

T654SC



NOTE

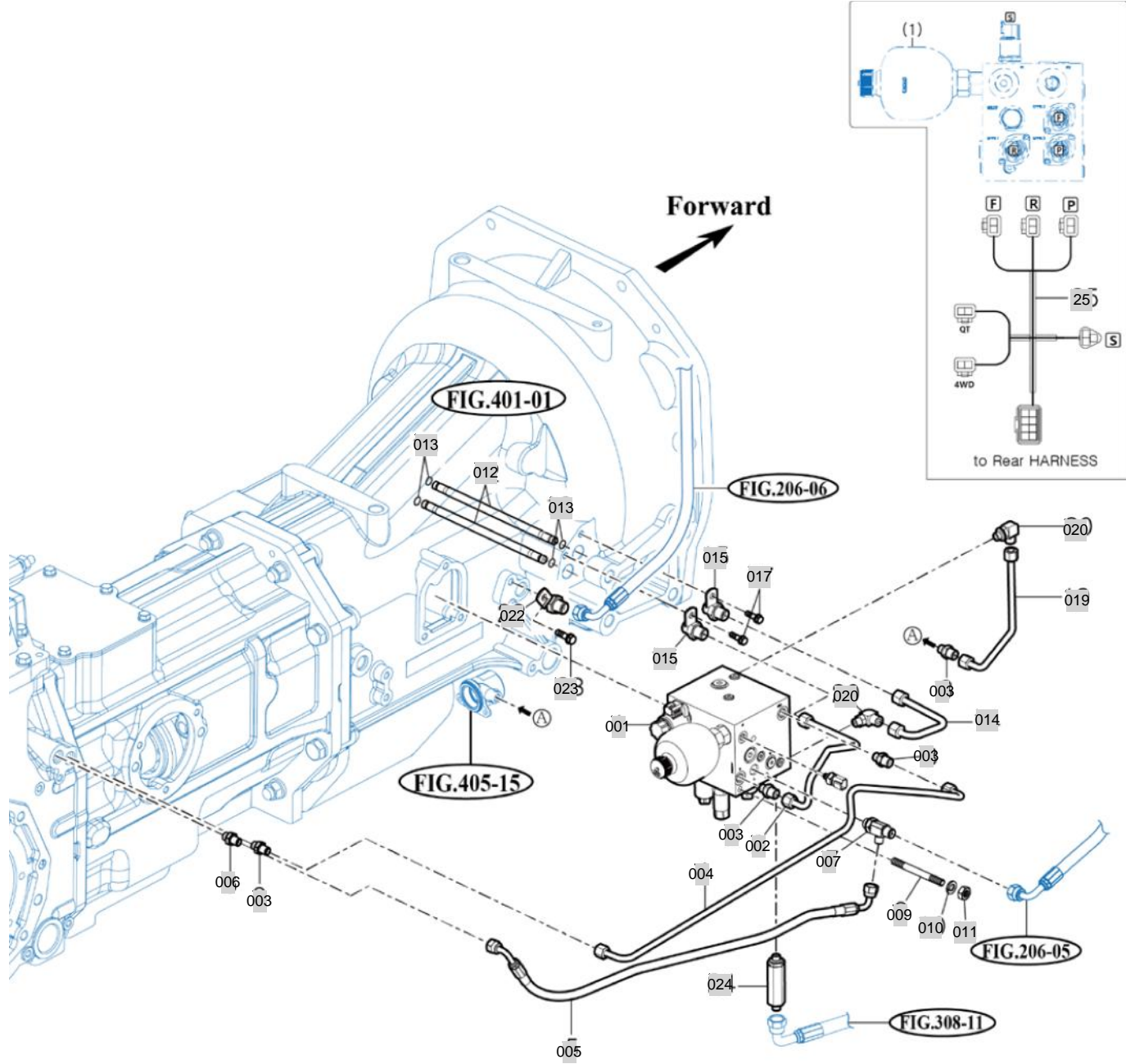
FIG 613

HYDRAULIC HOSE

년/월
Year/Month

2020.07

T654SC



T654SC-K-613

NOTE

7. SHEET METAL & CABIN PART NO. T654SC-C7

FIG 701 HOOD	194
FIG 702 FRONT FRAME	196
FIG 703 SIDE SUPPORT & FRAME HOOD	198
FIG 704 LEVER COVER & STEP	201
FIG 705 FRONT & REAR MOUNTING	203
FIG 706 SEAT & MAT	205
FIG 709 DOOR	207
FIG 709-2 DOOR	210
FIG 710 FRONT GLASS	212
FIG 711 SIDE GLASS	214
FIG 712 REAR GLASS	216
FIG 713 SUB FENDER & COVER	218
FIG 714 MIRROR	220
FIG 715 HEATER & AIR-CON	222
FIG 715-2 HEATER & AIR-CON	224
FIG 716 FENDER COVER	226
FIG 717 ROOF	228
FIG 718 CABIN INTERIOR	230

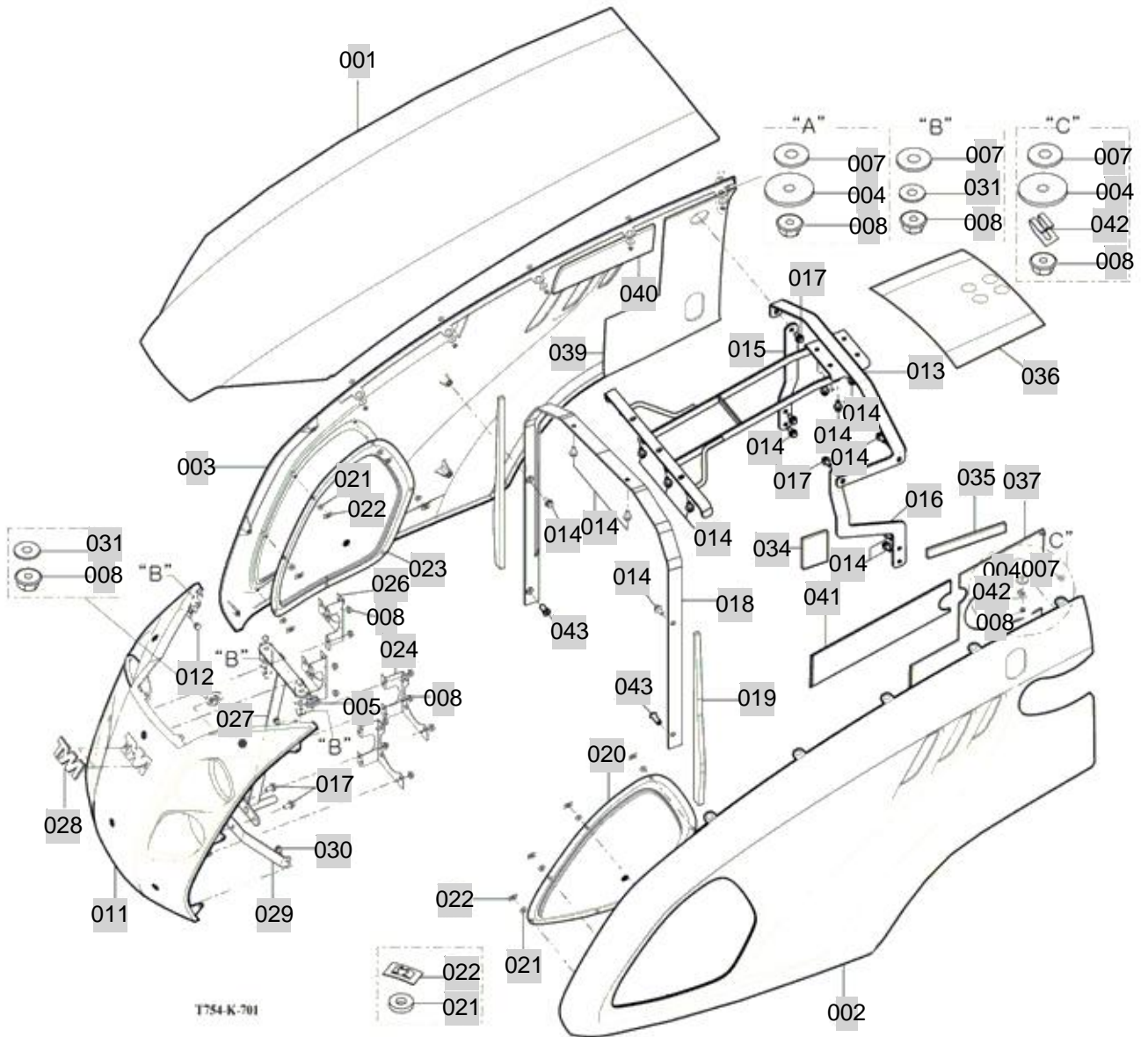
FIG 701

T654SC

HOOD

년/월
Year/Month

2020.07



NOTE

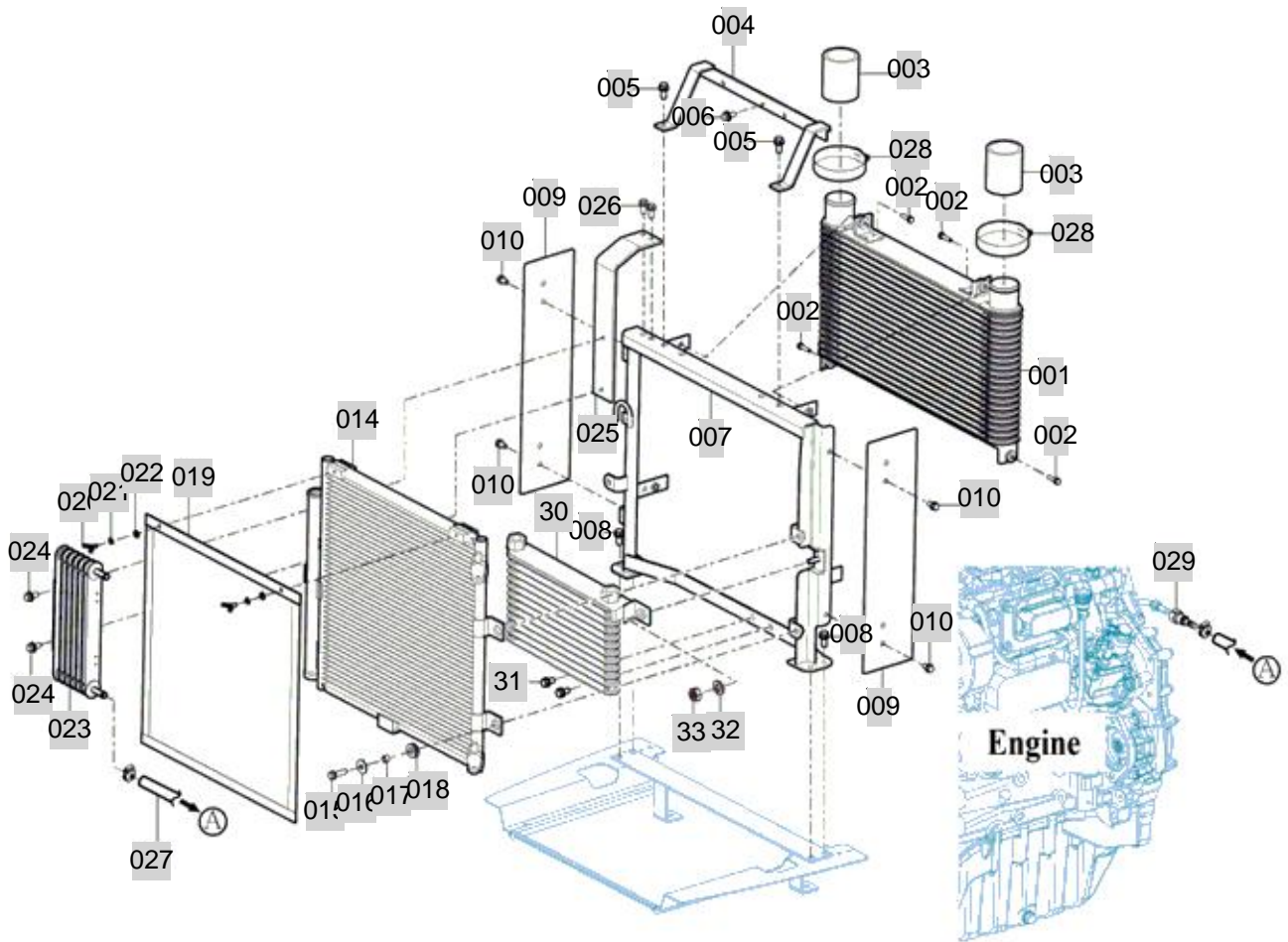
FIG 702

FRONT FRAME

년/월
Year/Month

T654SC

2020.07



X750QP-K-702

NOTE

FIG 702		FRONT FRAME						년/월 Year/Month
T654SC								2020.07
KEY NO	PART NO	DESCRIPTION	SPEC	QTY	REPAIR	EFFECTIVE DATE	REMARKS	
702	001	17811042000	INTERCOOLER ASSY(CAC COMP)					
702	002	V2113606025	BOLT , HEX /S	M6X25				
702	003	10031045310	HOSE , SILICONE ID50.8					
702	004	10036014101GB	STAY COMP , RADIATOR					
702	005	V2183608020	BOLT , HEX/SP	M8X20		20081201		
702	006	V2323606016	BOLT , C/R HEX/SP	M6X16		20070809		
702	007	17816012102GB	FRAME COMP , FRONT					
702	008	V2183608020	BOLT , HEX/SP	M8X20		20081201		
702	009	10031042410GB	GUIDE , AIR	1X1X1				
702	010	V2173608016	BOLT , HEX/S	M8X16		20120501		
702	014	18508303701	CONDENSER ASSY	1*1*1				
702	015	V2173608025	BOLT , HEX/S	M8X25		20050201		
702	016	35602010150	WASHER , BIND SHAFT	T=2.3		20100402		
702	017	19026010020	COLLAR , 10X12X08	12X1.8				
702	018	19026210300	GROMMET(12X17X10)					
702	019	18508304200GB	NET COMP , CONDENSER	1X1X1				
702	020	V2712606012	BOLT , WING	M6X12				
702	021	V4011600060	WASHER , SPRING	M6		20040901		
702	022	V4111600060	WASHER , PLAIN	M6		20081201		
702	023	18021069010	FUEL COOLER ASSY					
702	024	V2183608020	BOLT , HEX/SP	M8X20		20081201		
702	025	18021025100GB	BRACKET , FUEL COOLER					
702	026	V2183608020	BOLT , HEX/SP	M8X20		20081201		
702	027	10031024300	HOSE , FUEL COOLER/1550					
702	028	10031020700	HOSE CLIP , TORRO 50-70/12 W3 WF	1X1X1				
702	029	01183053	QUICK-CLUTCH/COUP					
702	30	14721062003	COOLER COMP , OIL	300X230X41		20060801		
702	31	V2183608025	BOLT , HEX/SP	M8X25		20071001		
702	32	V4111600080	WASHER , PLAIN	M8		20081201		
702	33	V3042600080	NUT , HEX/2	M8		20081201		
NOTE								

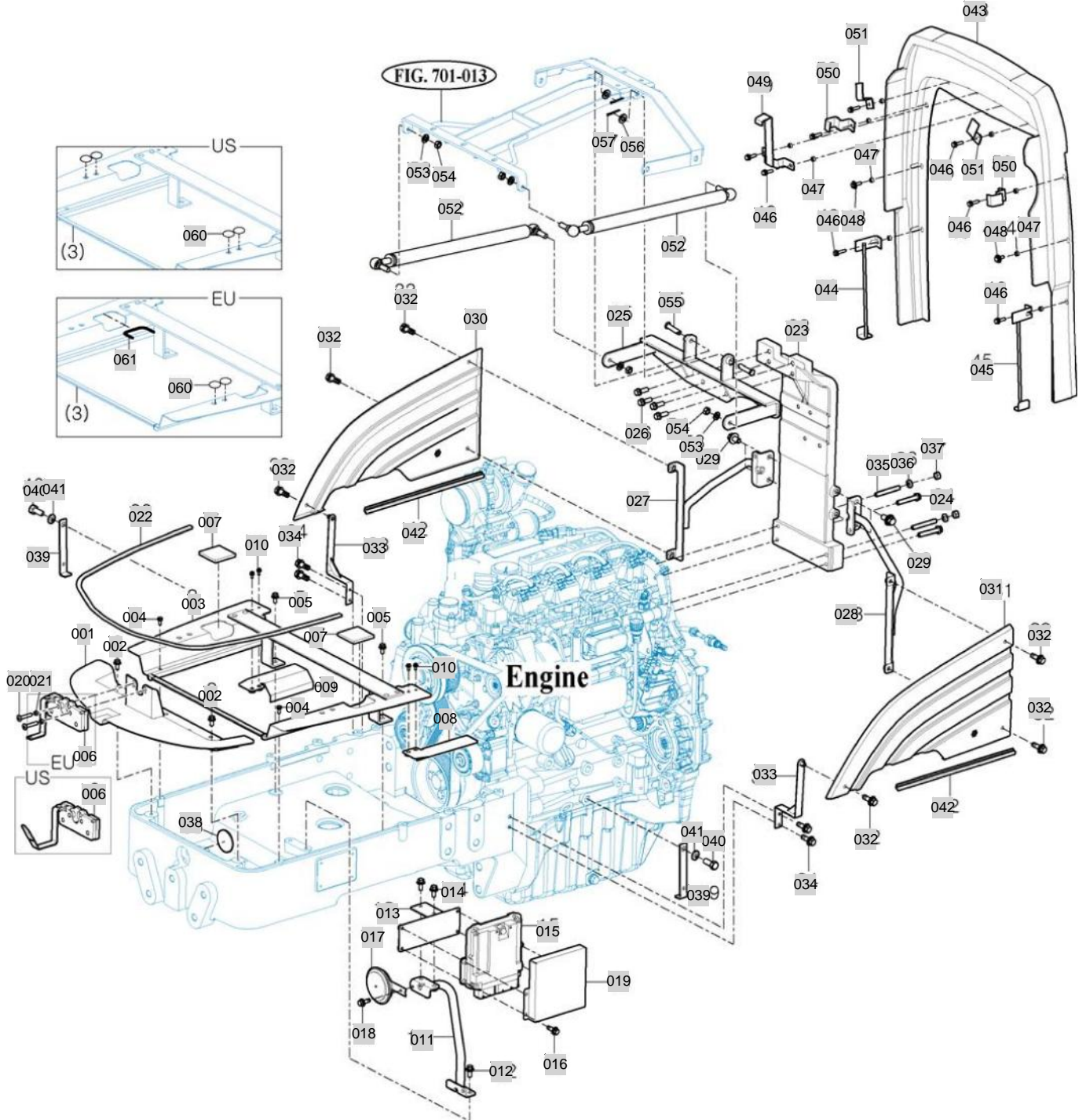
FIG 703

SIDE SUPPORT & FRAME HOOD

년/월
Year/Month

2020.07

T654SC



T754-K-703

NOTE

FIG 703		SIDE SUPPORT & FRAME HOOD					년/월 Year/Month		
							2020.07		
T654SC		KEY NO	PART NO	DESCRIPTION	SPEC	QTY	REPAIR	EFFECTIVE DATE	REMARKS
703	001	18014103101GB	PLATE COMP, LOW/FR			1			
703	002	V2173608020	BOLT , HEX/S	M8X20		2		20120501	
703	003	18026022102GB	FRAME COMP , BETTERY			1			2017.12.01~
703	004	V2113606016	BOLT , HEX /S	M6X16		2		20081201	
703	005	V2183608020	BOLT , HEX/SP	M8X20		2		20081201	
703	006	18026014800	LOCK COMP , HOOD			1			EU Only
703	006	17136014800	LOCK COMP , HOOD	114X82.8X121.6		1			US Only
703	007	10031040020	INSULATOR , RADIATOR	T=10		2			
703	008	17136012400GB	COVER COMP , LH	170X64X37		1			
703	009	17136012300GB	COVER COMP , RH	170X64X37		1			
703	010	V2123606012	BOLT , HEX /SP	M6X12		4		20040401	
703	011	18021051100	ECU STAND COMP			1			
703	012	V2184610025	BOLT , HEX NORMAL MACHINE/SP	M10X25		2			
703	013	18021051200	BRACKET COMP , ECU			1			
703	014	V2184608020	BOLT , HEX/SP	M8X20		2			
703	015	02959610	CONTROL UNIT (ECU)			1			
703	016	V2123606025	BOLT , HEX /SP	M6X25		4			
703	017	13266212003	HORN			1			
703	018	V2123606016	BOLT , HEX /SP	M6X16		1		20081128	
703	019	18021025200GB	COVER , ECU			1			
703	020	V2053606035	BOLT , HEX C/R	M6X35		2			
703	021	V3802600060	NUT , HEX FLANGE	M6		2			
703	022	10034100010	INSULATOR, HOOD			1			
703	023	18026050011GB	HOOD SUPPORT			1			
703	024	V2173608050	BOLT . HEX/S	M8X50		2			
703	025	17136052103GB	HINGE COMP , HOOD			1			2017.09.01~
703	026	V2173610035	BOLT , HEX/S	M10X35		4		20081201	
703	027	18026022500GB	STAY COMP , RH			1			
703	028	18026022400GB	STAY COMP , LH			1			
703	029	V2183610020	BOLT , HEX/SP	M10X20		4		20070831	
703	030	17136113021GB	SUPPORT , RH SIDE			1			
703	031	17136113011GB	SUPPORT , LH SIDE			1			
703	032	V2123806012	BOLT . HEX /SP	M6X12		6			
703	033	18026022600GB	FRAME COMP , SIDE			2			
703	034	V2183608020	BOLT , HEX/SP	M8X20		4		20081201	
703	035	V2513408050	BOLT , STUD/2	M8X50		2			
703	036	V4011600080	WASHER , SPRING	M8		2		20081201	
703	037	V3042600080	NUT , HEX/2	M8		2		20081201	
703	038	14541063080	SEAL , LH	1X1X1		1			
703	039	18024050010	BRACKET , STEERING HOSE			2			
703	040	V2013614030	BOLT , HEX	M14X30		2			
703	041	V4011600140	WASHER , SPRING	M14		2		20080701	
703	042	17136040050	INSULATOR , SUPPORT			2		20100126	
703	043	15706301040	EXTENSION COVER			1			
703	044	15707071400GB	BRACKET COMP, EXTENTION COVER/			1			
NOTE									

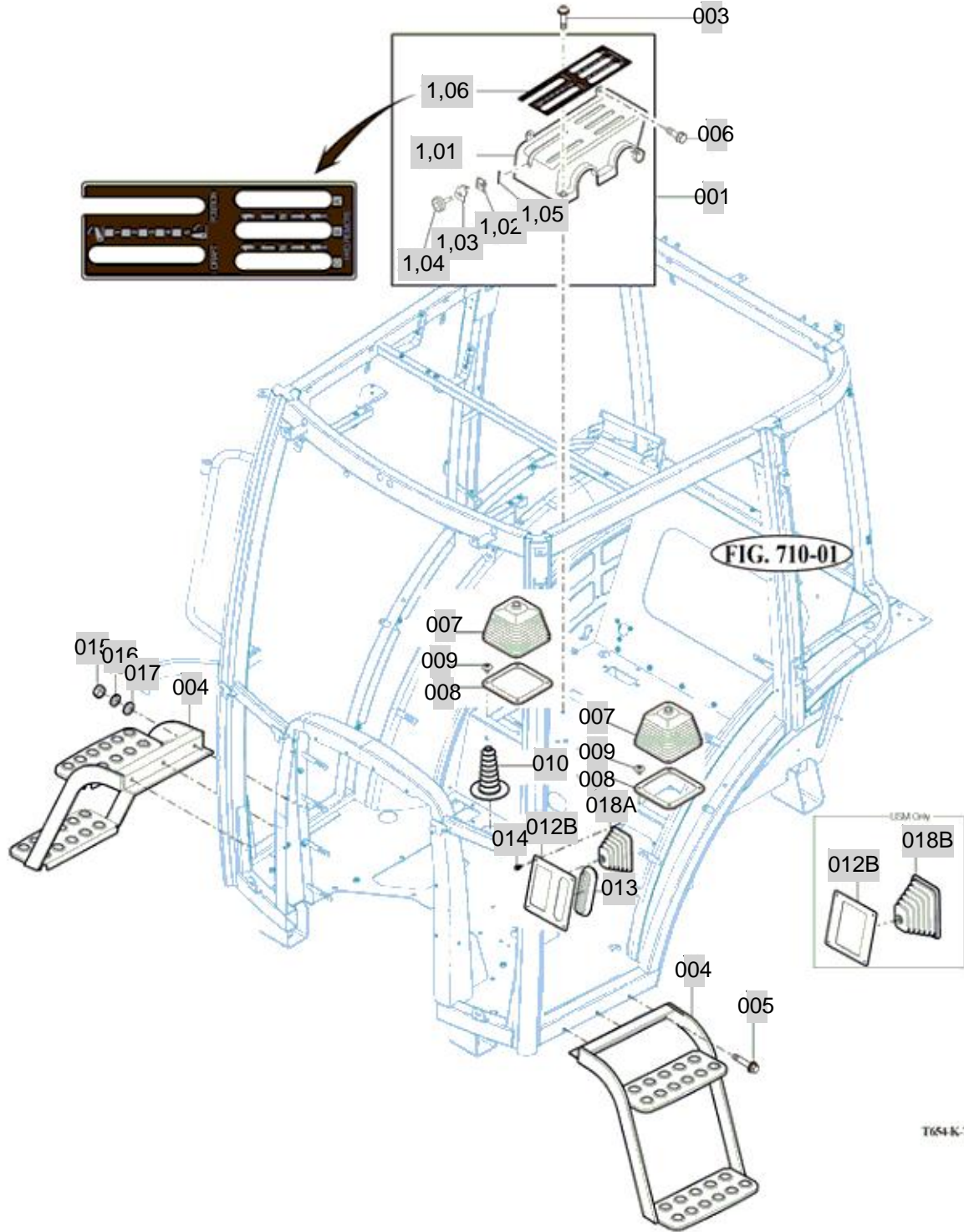
FIG 704

T654SC

LEVER COVER & STEP

년/월
Year/Month

2020.07



NOTE

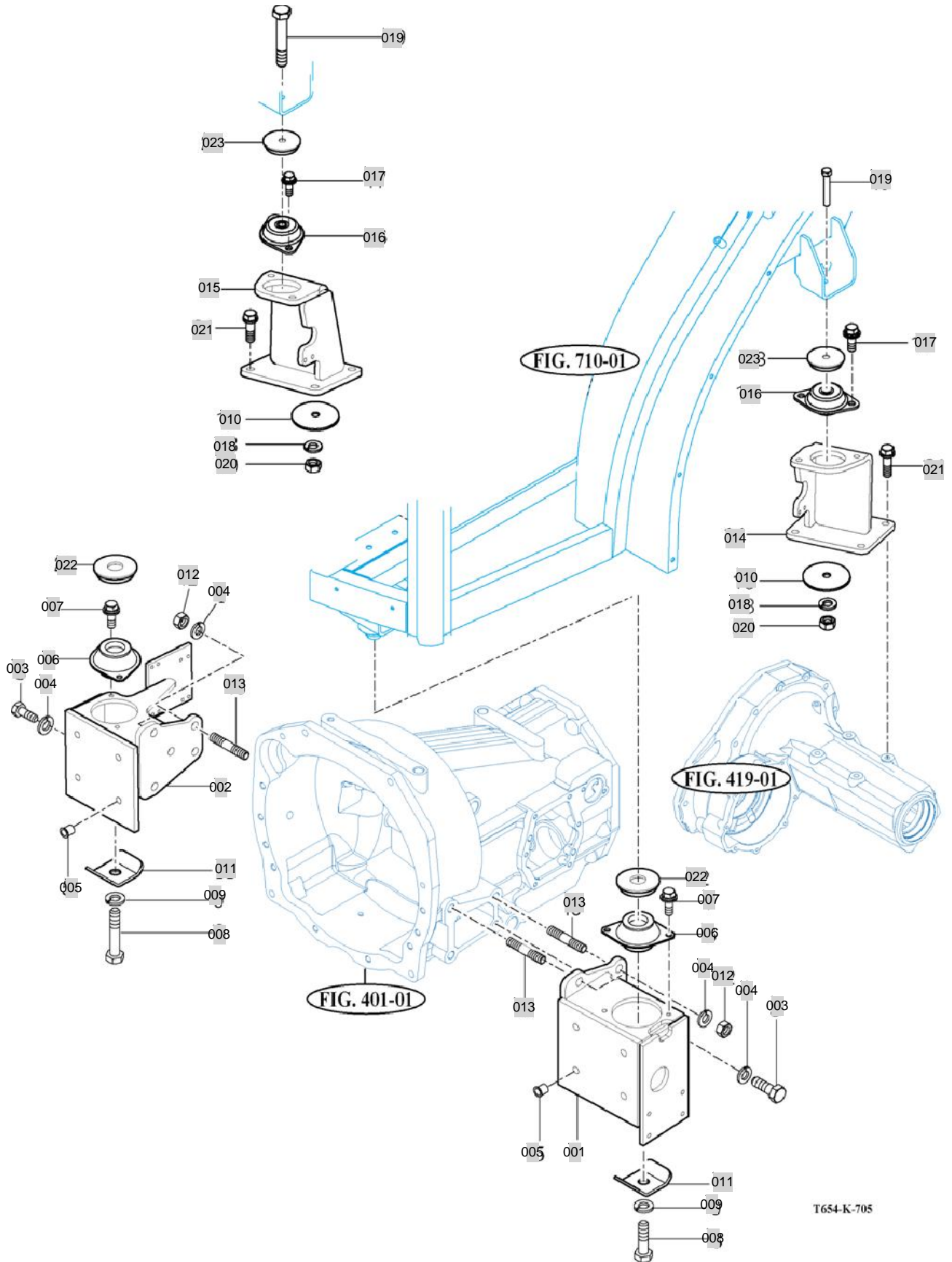
FIG 705

T654SC

FRONT & REAR MOUNTING

년/월
Year/Month

2020.07



T654-K-705

NOTE

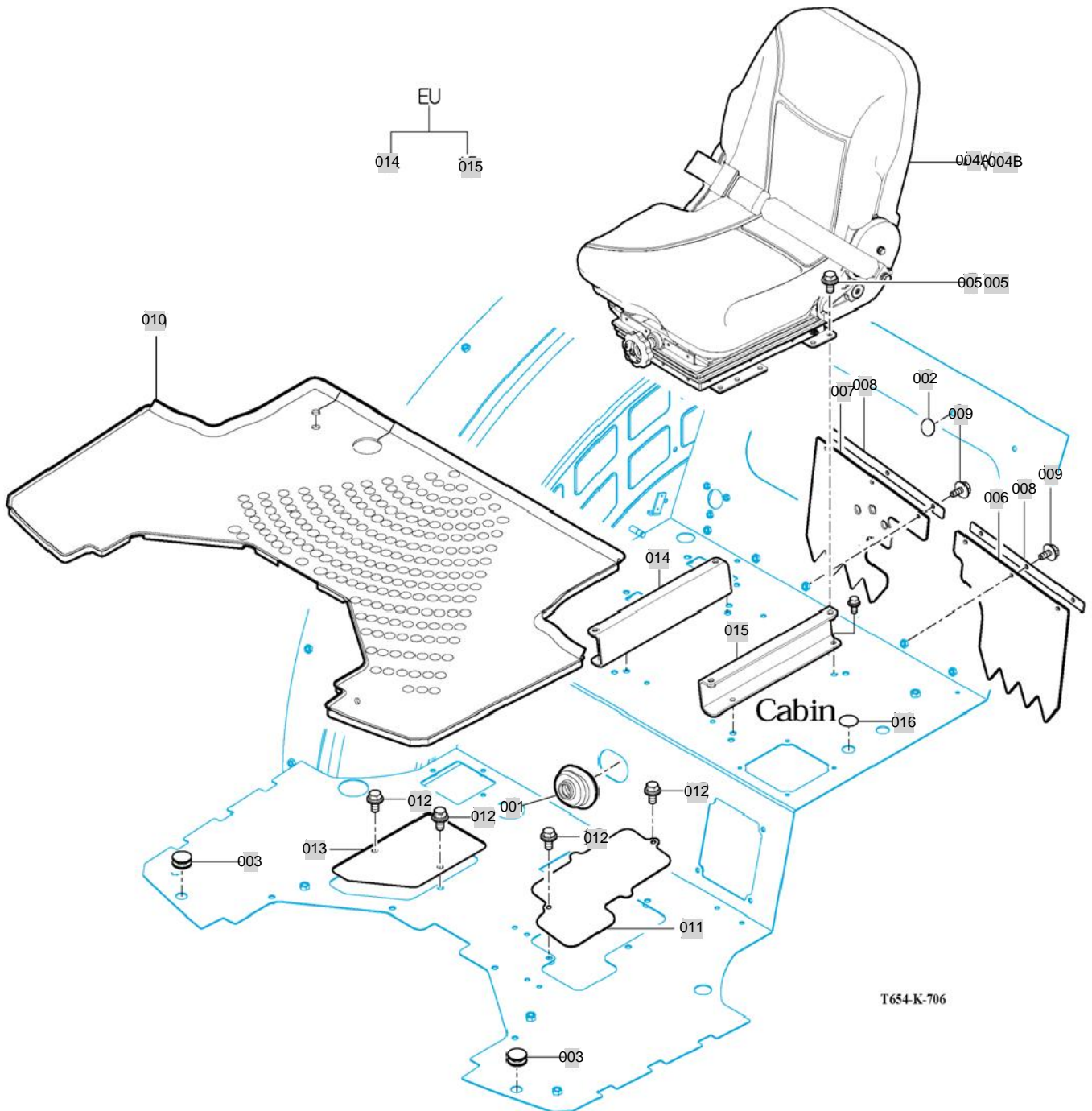
FIG 706

SEAT & MAT

년/월
Year/Month

2020.07

T654SC



NOTE

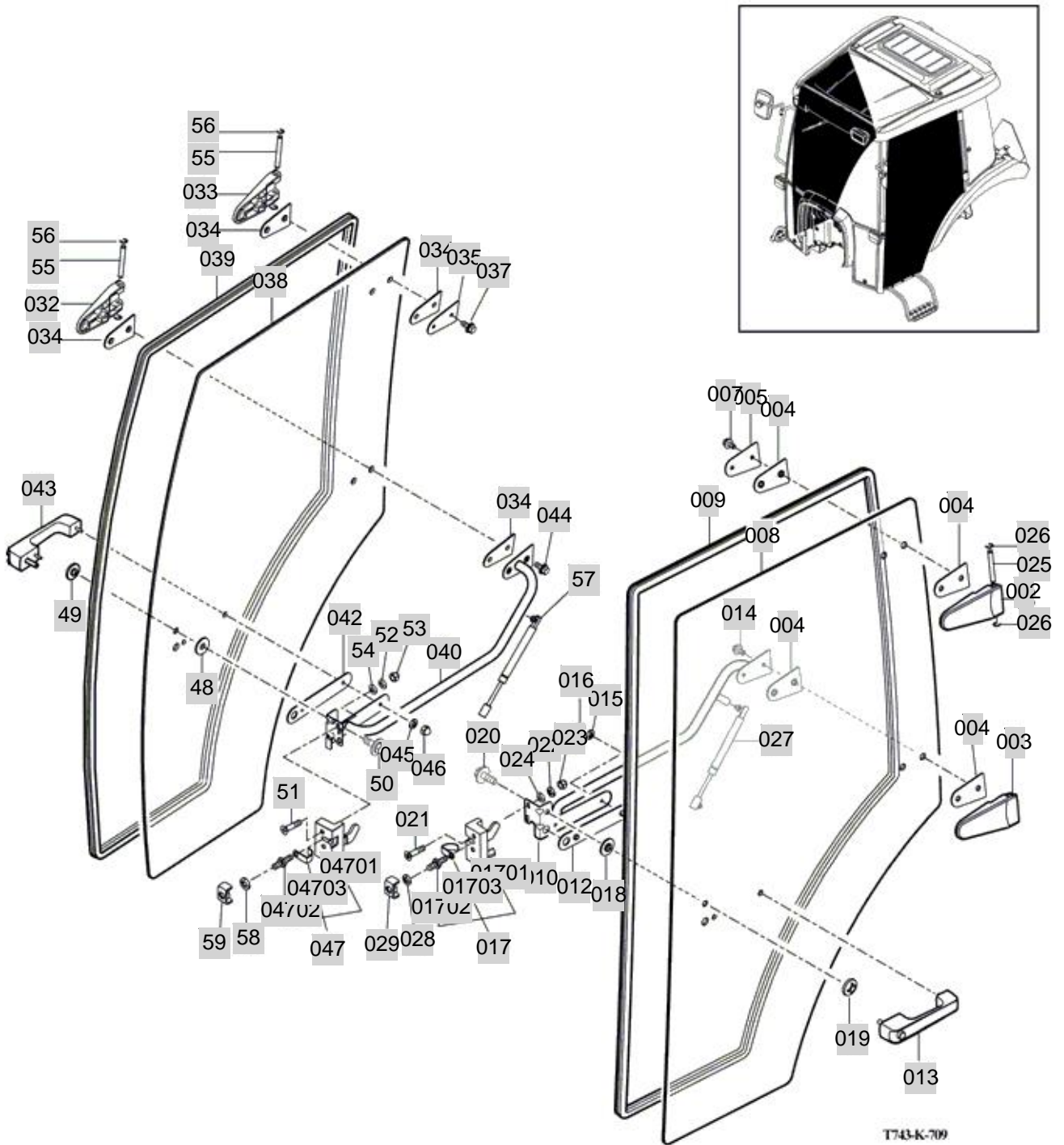
FIG 709

DOOR

년/월
Year/Month

T654SC

2020.07



NOTE

FIG 709		DOOR					년/월 Year/Month		
							2020.07		
T654SC		KEY NO	PART NO	DESCRIPTION	SPEC	QTY	REPAIR	EFFECTIVE DATE	REMARKS
709	002	14527052300	HINGE COMP , UPR/LH	1X1X1	1				
709	003	14527052400	HINGE COMP , UPR/RH	1X1X1	1				
709	004	14527052110	GASKET , DOOR HINGE	1X1X1	4				
709	005	14527052120GB	PLATE , DOOR HINGE	1X1X1	1				
709	007	V2183608020	BOLT , HEX/SP	M8X20	2			20081201	
709	008	14527052131	GLASS , LH/ DOOR	6T	1			20060911	
709	009	14527052140	INSULATOR/DOOR	1X1X1	1			20100311	
709	010	14527052500GB	GUIDE COMP ,LH/ DOOR	1X1X1	1				
709	012	14527052150	GASKET,DOOR GRIP	1X1X1	1				
709	013	14527052600	GRIP ASSY, LOCK/HANDLE	1X1X1	1				
709	014	V2183608020	BOLT , HEX/SP	M8X20	2			20081201	
709	015	V4011600060	WASHER , SPRING	M6	2			20040901	
709	016	V3402700060	NUT , HEX CAP	M6	2				
709	017	14527052700	LOCK SET , LH/DOOR	1X1X1	1				
709	01701	14527052710	LOCK ASSY, LH/DOOR	1X1X1	1				
709	01702	14527052720	STRIKER	1X1X1	1				
709	01703	14527052730	GUARD	1X1X1	1				
709	018	15817401130	GROMMET , 13X17X02		1			20061101	
709	019	14527042500	NUT COMP , GLASS	1X1X1	1				
709	020	V2193606012	BOLT , HEX/SPL	M6X12	1			20040401	
709	021	V1122608040	SCREW , C/R FLAT	M8X40	2				
709	022	V4011600080	WASHER , SPRING	M8	2			20081201	
709	023	V3412700080	NUT , SMALL CAP	M8	2				
709	024	V4111600080	WASHER , PLAIN	M8	2			20081201	
709	025	14527041110	PIN, HINGE DOOR	D=8	2				
709	026	V7082400070	E-RING	7	4				
709	027	14527301080	DAMPER ASSY , DOOR	1X1X1	1				
709	028	V4011600100	WASHER , SPRING	M10	1			20081001	
709	029	14527062500GB	BRACKET COMP , DOOR LOCK	1X1X1	1				
709	032	14527052300	HINGE COMP , UPR/LH	1X1X1	1				
709	033	14527052400	HINGE COMP , UPR/RH	1X1X1	1				
709	034	14527052110	GASKET , DOOR HINGE	1X1X1	4				
709	035	14527052120GB	PLATE , DOOR HINGE	1X1X1	1				
709	037	V2183608020	BOLT , HEX/SP	M8X20	2			20081201	
709	038	14527053131	GLASS , RH/ DOOR	6T	1				
709	039	14527052140	INSULATOR/DOOR	1X1X1	1			20100311	
709	040	14527053500GB	GUIDE COMP ,RH/DOOR	1X1X1	1				
709	042	14527052150	GASKET,DOOR GRIP	1X1X1	1				
709	043	14527052600	GRIP ASSY, LOCK/HANDLE	1X1X1	1				
709	044	V2183608020	BOLT , HEX/SP	M8X20	2			20081201	
709	045	V4011600060	WASHER , SPRING	M6	2			20040901	
709	046	V3402700060	NUT , HEX CAP	M6	2				
709	047	14527053700	LOCK SET , RH/DOOR	1X1X1	1				
709	04701	14527053710	LOCK ASSY, RH/DOOR	1X1X1	1				
709	04702	14527052720	STRIKER	1X1X1	1				
NOTE									

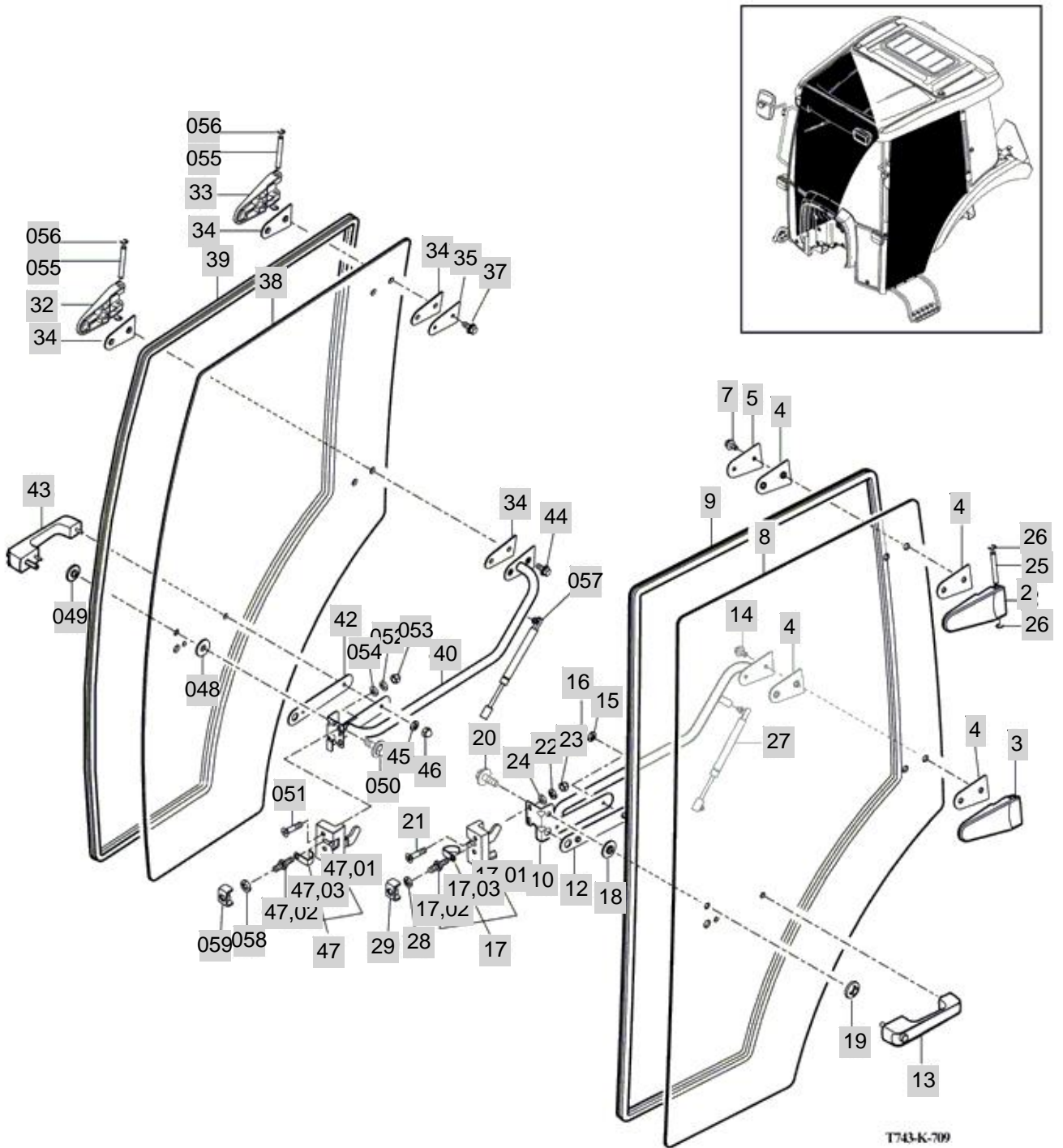
FIG 709-2

DOOR

년/월
Year/Month

T654SC

2020.07



T743-K-709

NOTE

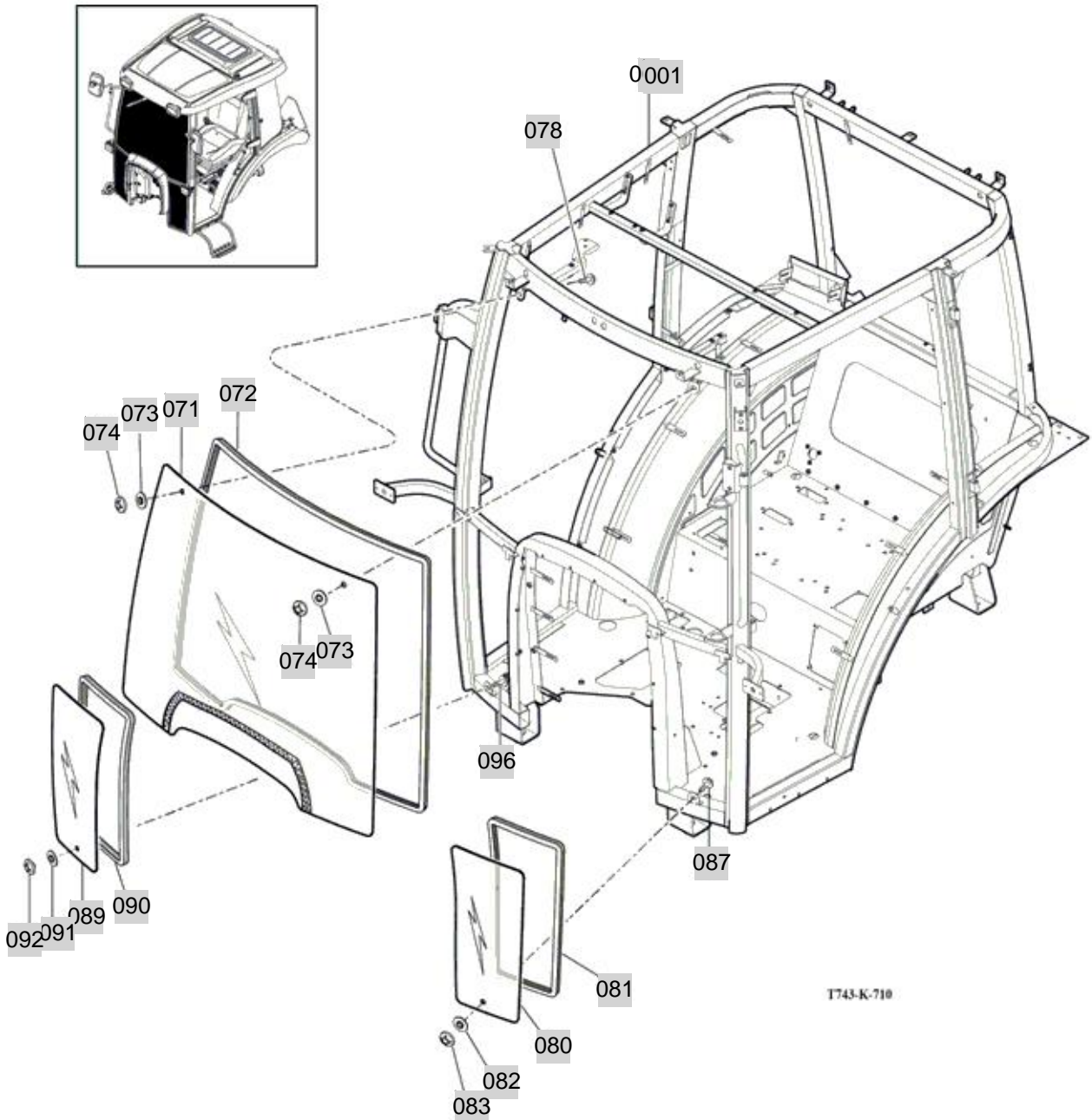
FIG 710

FRONT GLASS

년/월
Year/Month

T654SC

2020.07



NOTE

FIG 710 T654SC	FRONT GLASS	년/월 Year/Month
		2020.07

KEY NO	PART NO	DESCRIPTION	SPEC	QTY	REPAIR	EFFECTIVE DATE	REMARKS
710	001	15727012100GB	FRAME COMP , CABIN/T654	1			EU Only
710	001	15717012100GB	FRAME COMP , CABIN/T654US	1			US Only
710	071	18017022110	GLASS , FR/UPR	5T	1		
710	072	14527022120	INSULATOR, GLASS/UPR	1X1X1	1		
710	073	15817401130	GROMMET , 13X17X02		2	20061101	
710	074	14527042500	NUT COMP , GLASS	1X1X1	2		
710	078	V2193606012	BOLT , HEX/SPL	M6X12	2	20040401	
710	080	14527022310	GLASS ,FR/LOW/LH	5T	1		
710	081	14527022320	INSULATOR , FR/LOW	1X1X1	1	20100311	
710	082	15817401130	GROMMET , 13X17X02		1	20061101	
710	083	14527042500	NUT COMP , GLASS	1X1X1	1		
710	087	V2193606012	BOLT , HEX/SPL	M6X12	1	20040401	
710	089	14527022410	GLASS ,FR/LOW/RH	5T	1		
710	090	14527022320	INSULATOR , FR/LOW	1X1X1	1	20100311	
710	091	15817401130	GROMMET , 13X17X02		1	20061101	
710	092	14527042500	NUT COMP , GLASS	1X1X1	1		
710	096	V2193606012	BOLT , HEX/SPL	M6X12	1	20040401	

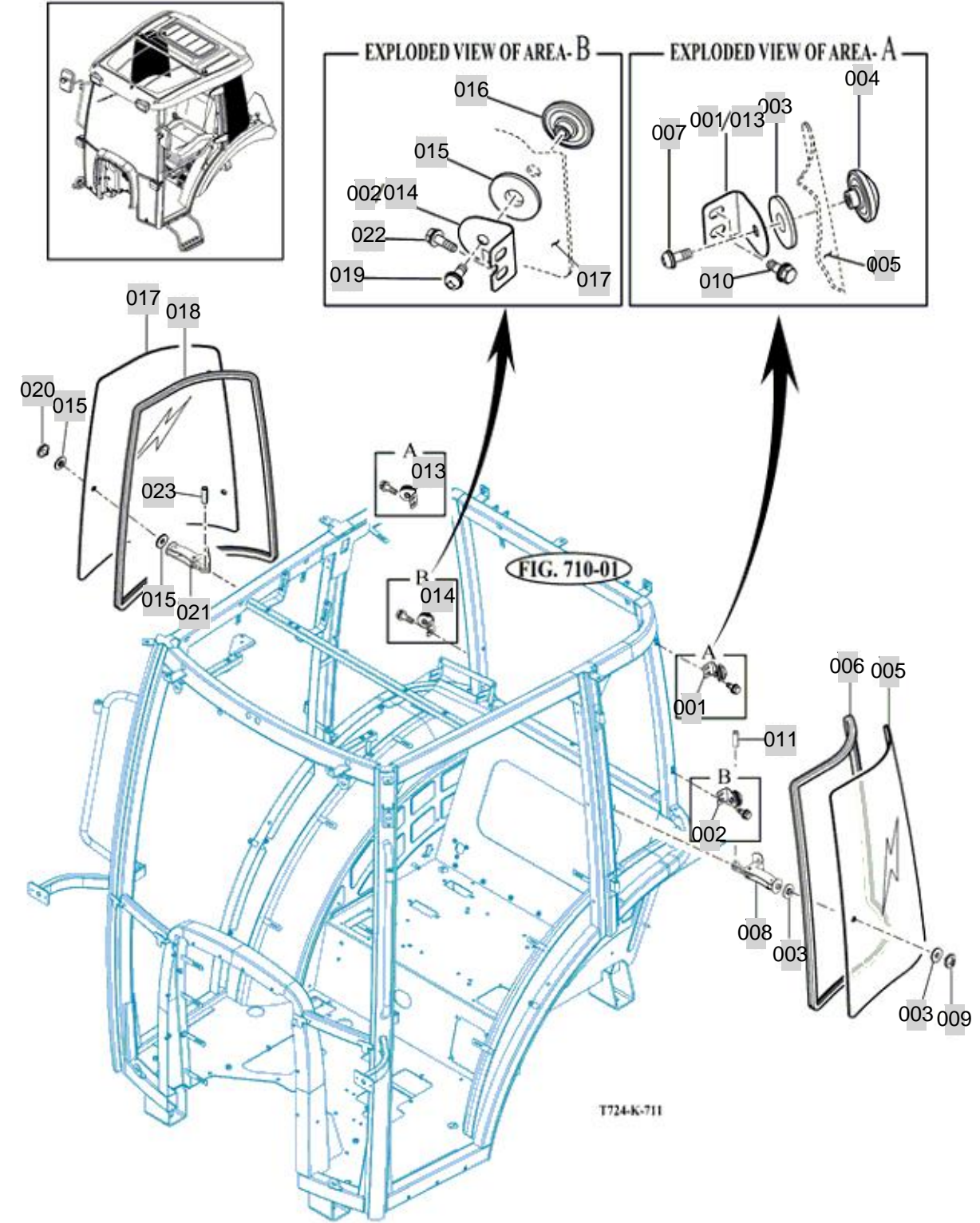
NOTE	
------	--

FIG 711

SIDE GLASS

년/월
Year/Month

2020.07



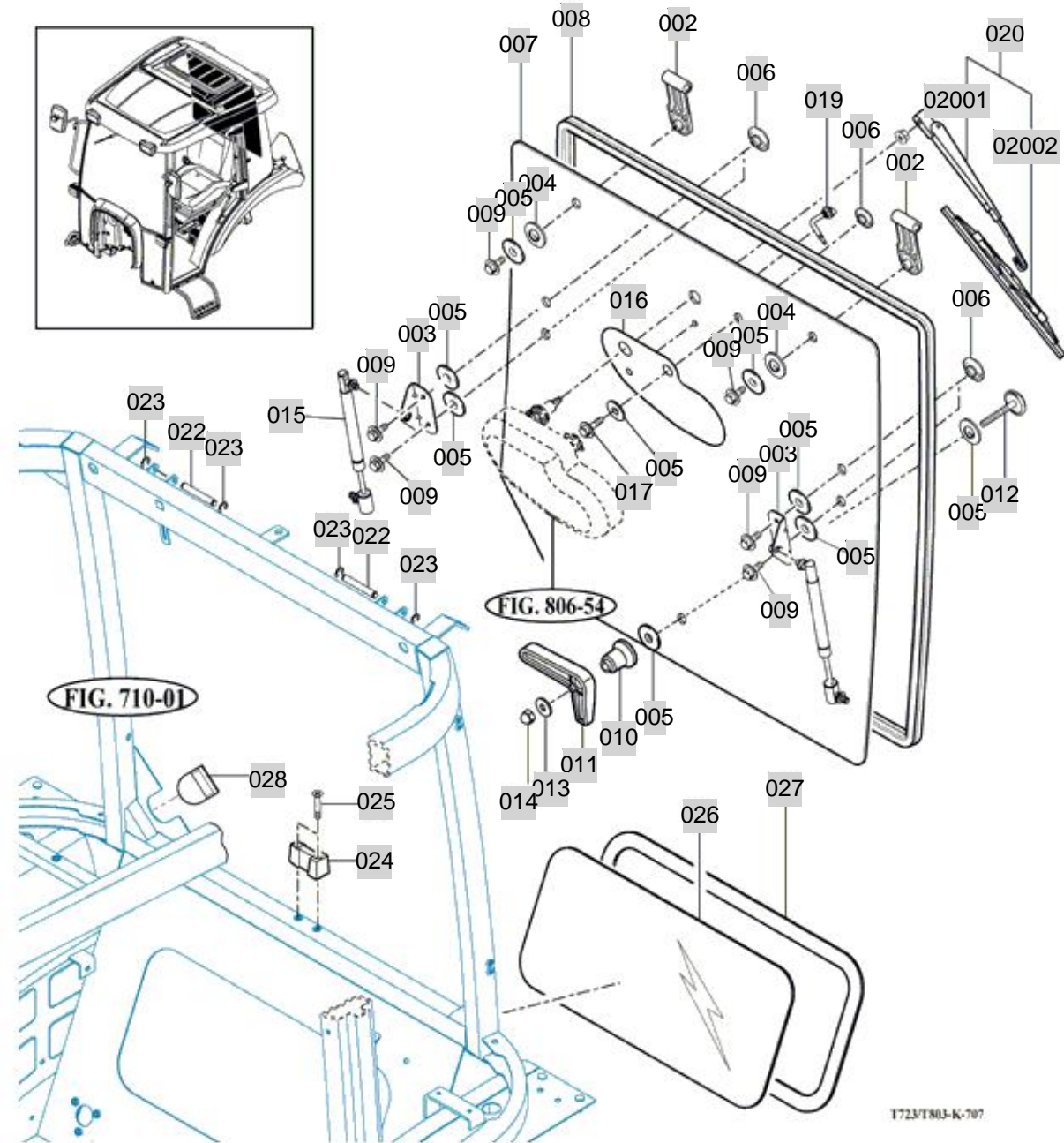
NOTE

FIG 712

REAR GLASS

년/월
Year/Month

2020.07



T723/T803-K-707

NOTE

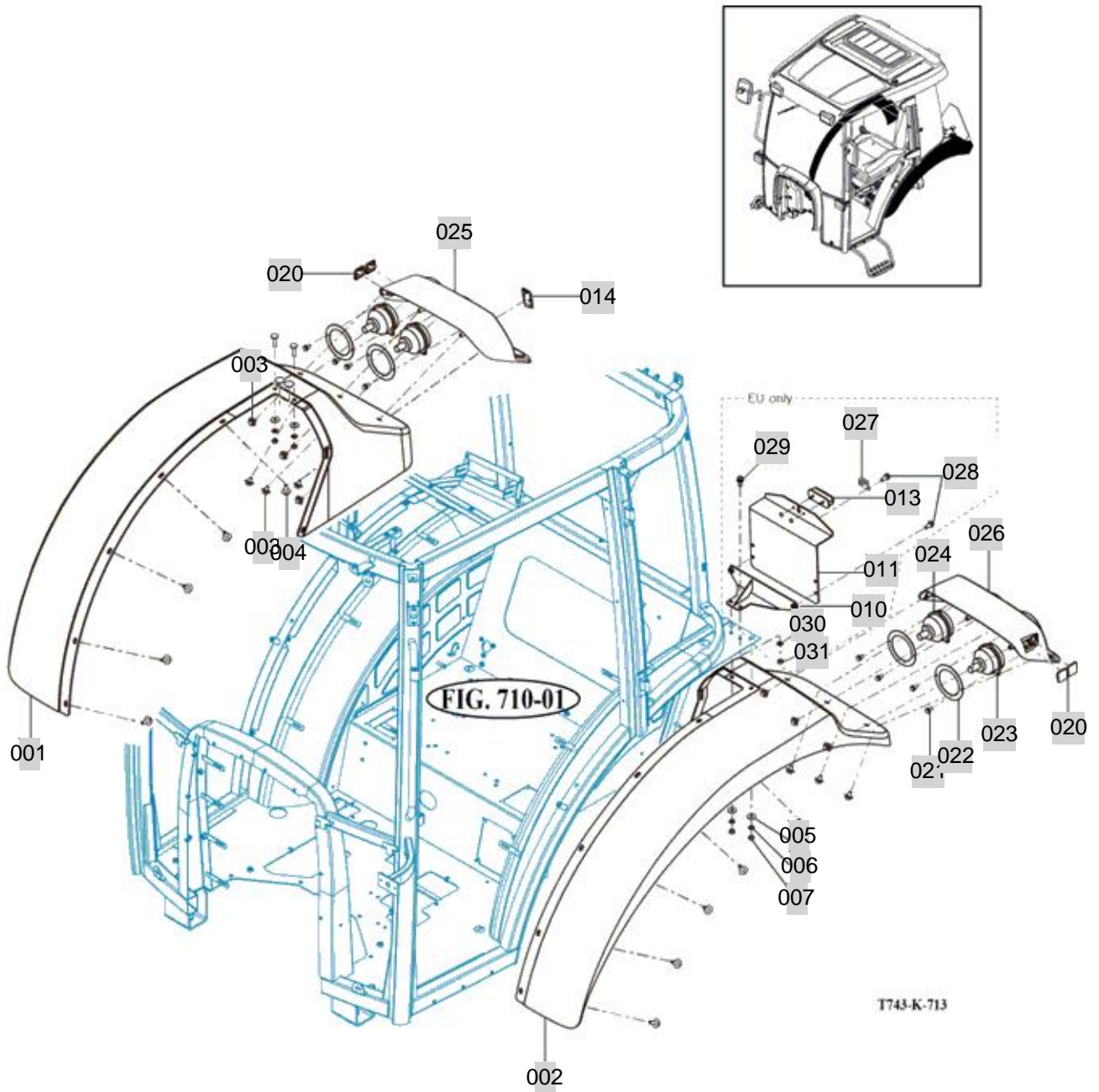
FIG 713

T654SC

SUB FENDER & COVER

년/월
Year/Month

2020.07



NOTE

FIG 714

T654SC

MIRROR

년/월
Year/Month

2020.07

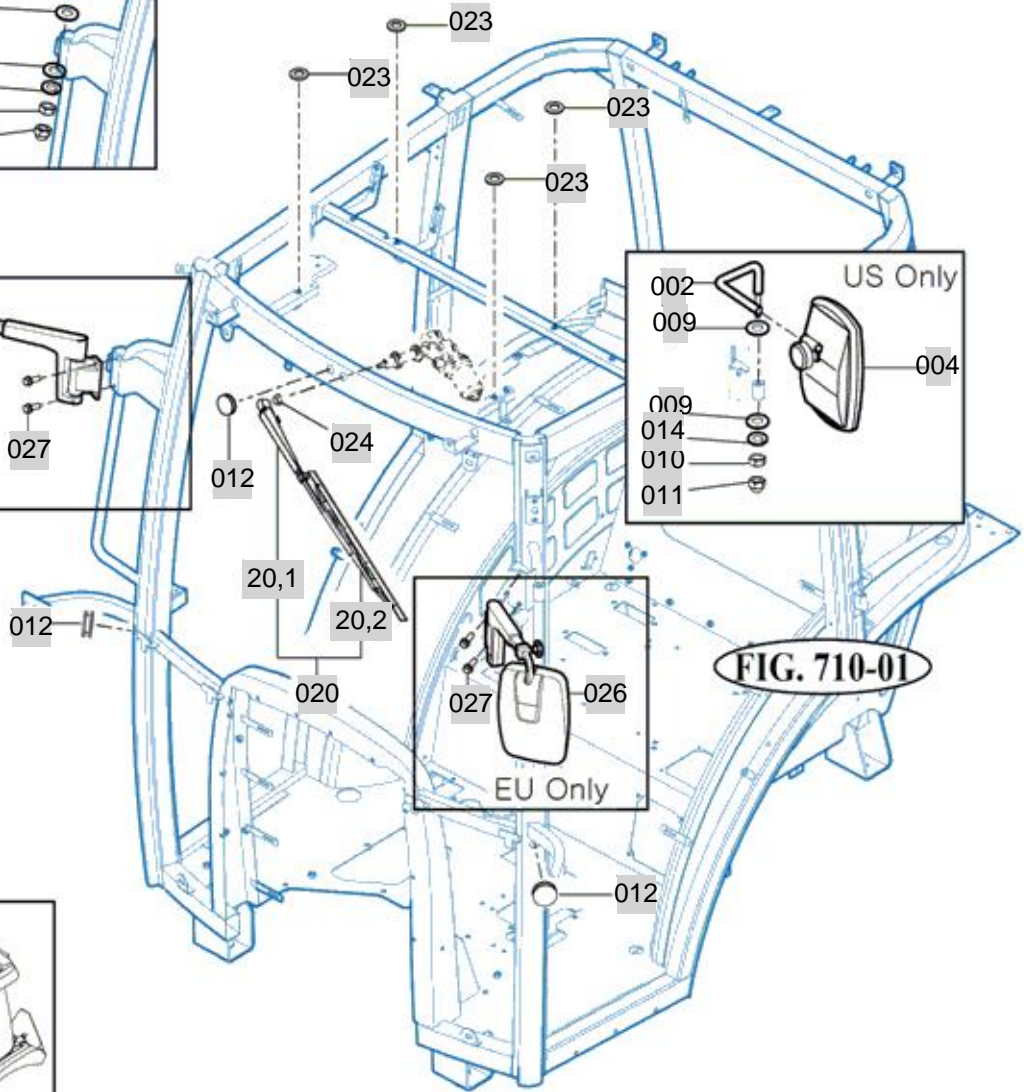
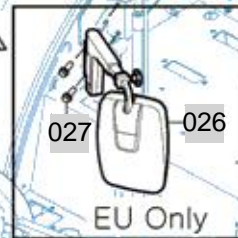
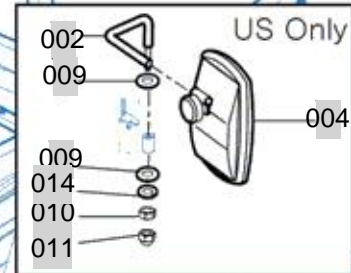
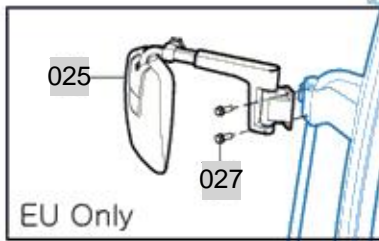
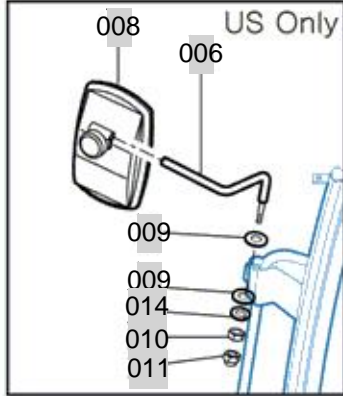


FIG. 710-01



T743-K-714

NOTE

FIG 714		MIRROR						년/월 Year/Month	
								2020.07	
T654SC									
KEY NO	PART NO	DESCRIPTION	SPEC	QTY	REPAIR	EFFECTIVE DATE	REMARKS		
714	002	14527062110GB	STAY , LH MIRROR	1X1X1	1		US Only		
714	004	15186313000	MIRROR ASSY	1X1X1	1	20120510	US Only		
714	006	14527062310GB	STAY , RH MIRROR	1X1X1	1		US Only		
714	008	15186313000	MIRROR ASSY	1X1X1	1	20120510	US Only		
714	009	V4111600100	WASHER , PLAIN	M10	4	20081201	US Only		
714	010	V3013600100	NUT .HEX NORMAL /2	M10	2	20071201	US Only		
714	011	V3402700100	NUT , HEX CAP	M12	2		US Only		
714	012	14326510210	CAP , RUBBER 20	1X1X1	3	20081201			
714	014	V4011600100	WASHER , SPRING	M10	2	20081001	US Only		
714	020	14527023200	WIPER ARM&BLADE ASSY	1X1X1	1				
714	02001	14527023210	ARM , WIPER	1X1X1	1				
714	02002	19957023220	BLADE ASSY	1X1X1	1				
714	023	V4111600140	WASHER , PLAIN	M14	4	20071001			
714	024	V3802600080	NUT , HEX FLANGE	M8	1	20120501			
714	025	18097062100	MIRROR ASSY, LH		1		EU Only		
714	026	18097062300	MIRROR ASSY, RH		1		EU Only		
714	027	V2183608020	BOLT , HEX/SP	M8X20	4	20081201	EU Only		
NOTE									

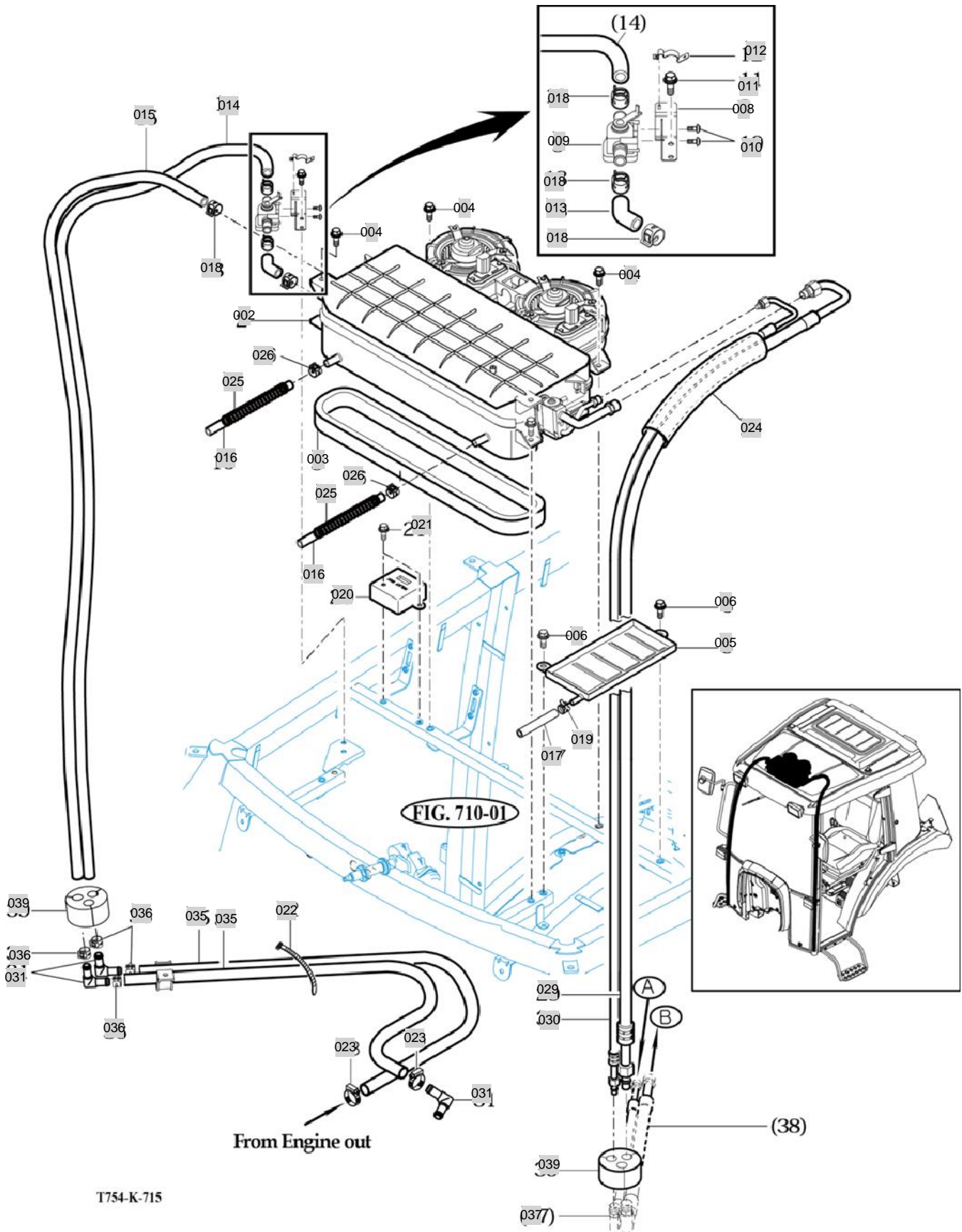
FIG 715

HEATER & AIR-CON

년/월
Year/Month

T654SC

2020.07



NOTE

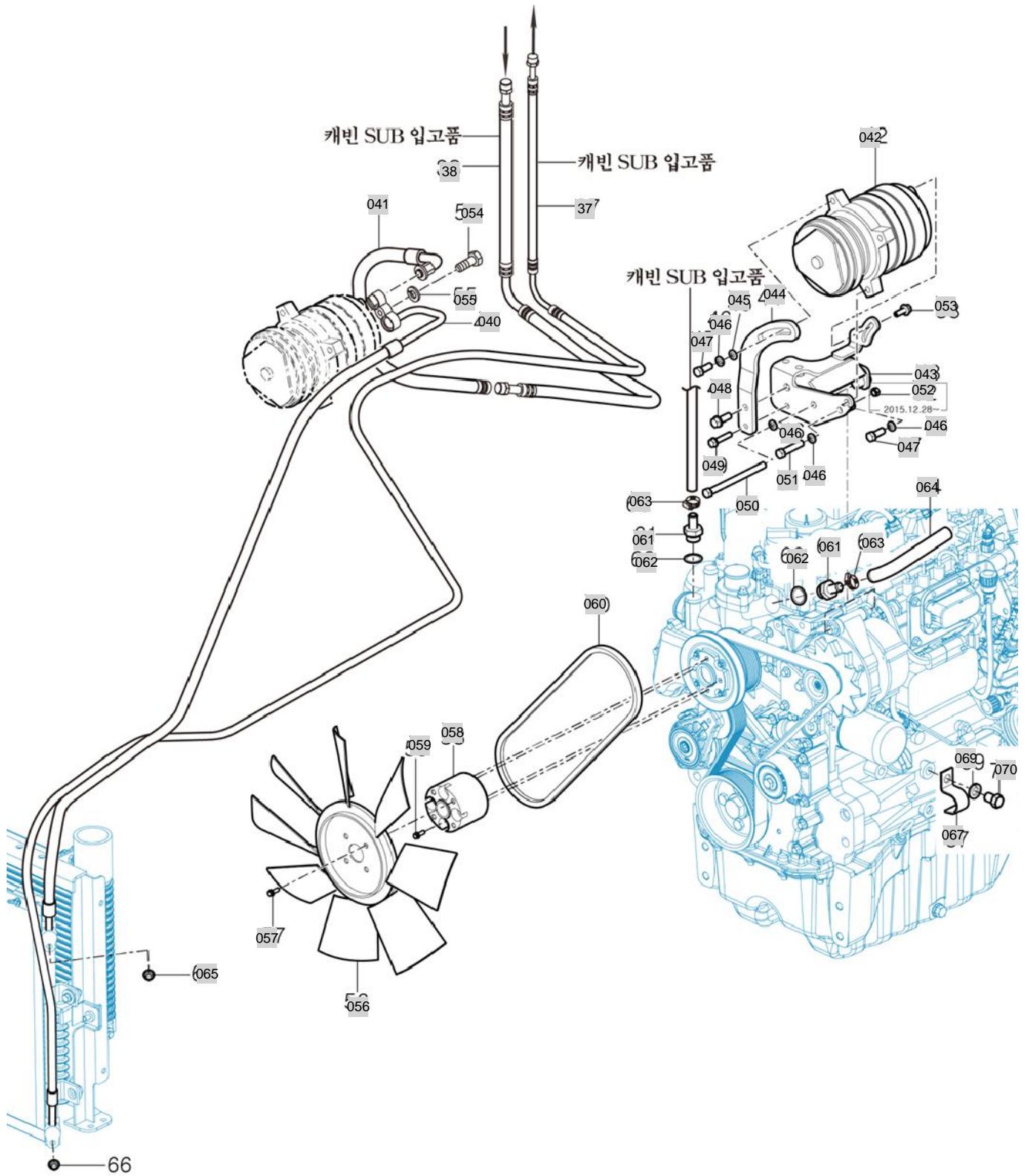
FIG 715-2

HEATER & AIR-CON

년/월
Year/Month

2020.07

T654SC



NOTE

FIG 715-2		HEATER & AIR-CON						년/월 Year/Month	
T654SC								2020.07	
KEY NO	PART NO	DESCRIPTION	SPEC	QTY	REPAIR	EFFECTIVE DATE	REMARKS		
715-2	040	17818302200	HOSE ASSY , DISCHARGE		1				
715-2	041	18028303031	HOSE ASSY , SUC		1				
715-2	042	16608303202	COMPRESSOR ASSY		1		2018.07.19~		
715-2	043	18021051302GB	BRACKET COMP , COMPRESSOR		1				
715-2	044	18021051401GB	BRACKET UPPER COMP , COMPRESSOR		1				
715-2	045	V4111600100	WASHER , PLAIN	M10	1	20081201			
715-2	046	V4011600100	WASHER , SPRING	M10	4	20081001			
715-2	047	V2143610035	BOLT .HEX FINE MACHINE/S	M10X35	2				
715-2	048	V2173610030	BOLT , HEX/S	M10X30	1				
715-2	049	V2173608040	BOLT , HEX/S	M8X40	1				
715-2	050	V2013610130	BOLT , HEX	M10X130	1	20031106			
715-2	051	V2013610120	BOLT , HEX	M10X120	1				
715-2	052	V3043600100	NUT , HEX/2	M10	1	20030401			
715-2	053	V2183608025	BOLT , HEX/SP	M8X25	1	20071001			
715-2	054	V2143610035	BOLT .HEX FINE MACHINE/S	M10X35	1				
715-2	055	V4111600100	WASHER , PLAIN	M10	1	20081201			
715-2	056	18021030790	FAN , COOLING(D422)		1				
715-2	057	V2173608016	BOLT , HEX/S	M8X16	4	20120501			
715-2	058	18021000060	SPACER, FAN		1				
715-2	059	V2173608060	BOLT , HEX/S	M8X60	4				
715-2	060	18028300010	V BELT , REC A38		1				
715-2	061	18028200051	NIPPLE , M22		2				
715-2	062	18505482141	WASHER , GASKET M22		2				
715-2	063	37481850030	BAND , HOSE 18.5	1/2 3/4	2	20120105			
715-2	064	18027081121	HEATER HOSE , JOINT		1				
715-2	065	V3802600080	NUT , HEX FLANGE	M8	1	20120501			
715-2	066	V3802600060	NUT , HEX FLANGE	M6	1				
715-2	067	18021055300GB	CLAMP D30		1				
715-2	069	V4011600140	WASHER , SPRING	M14	1	20080701			
715-2	070	V2013614020	BOLT , HEX	M14X20	1				
NOTE									

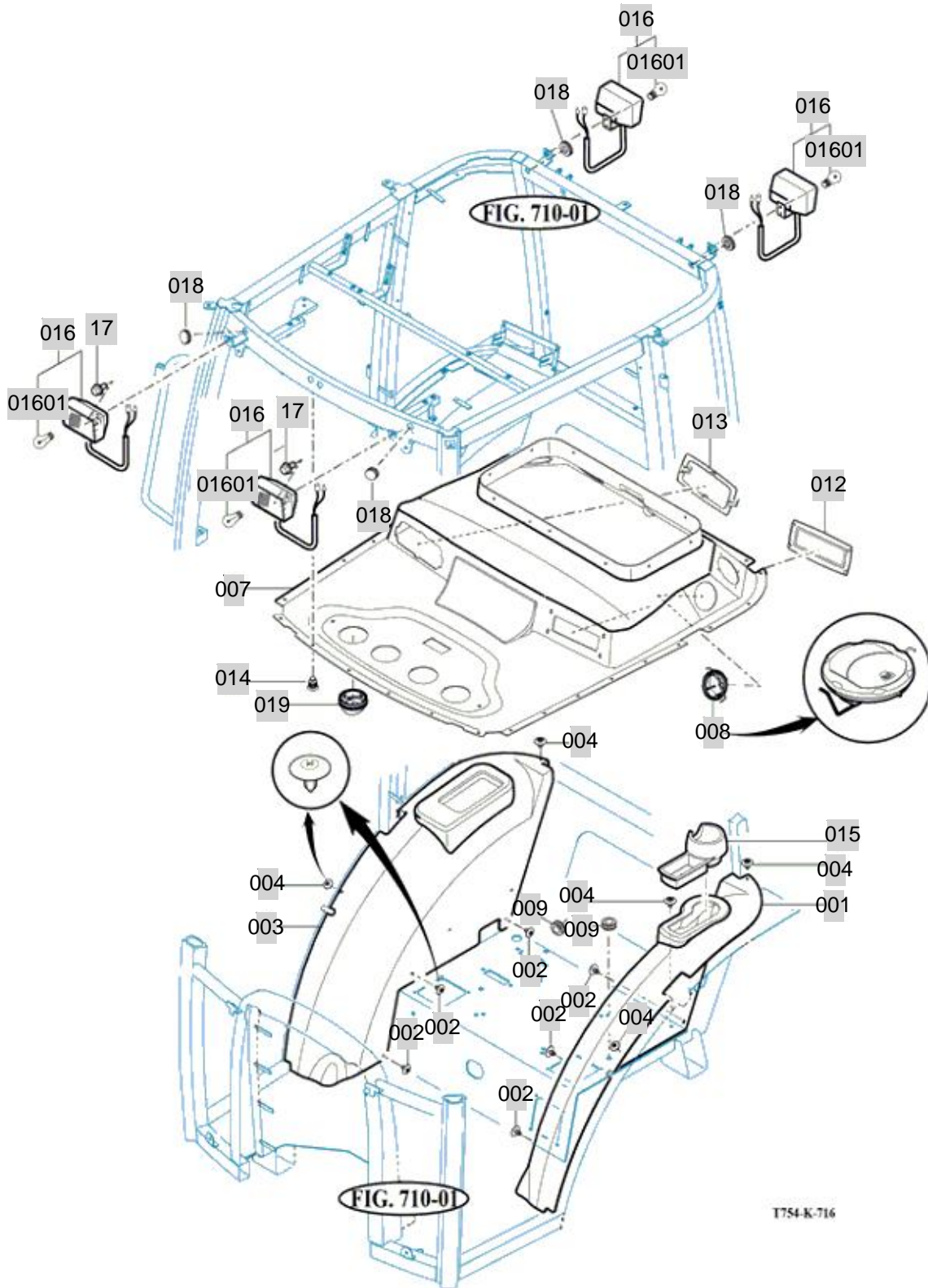
FIG 716

FENDER COVER

년/월
Year/Month

T654SC

2020.07



NOTE

FIG 716 T654SC		FENDER COVER					년/월 Year/Month	
							2020.07	
KEY NO	PART NO	DESCRIPTION	SPEC	QTY	REPAIR	EFFECTIVE DATE	REMARKS	
716	001	14527071551	COVER, LH , FENDER	1X1X1	1			
716	002	17686040030	RIVET SET , ivory	SV625	6	20100108		
716	003	14527071562	COVER, RH , FENDER		1			
716	004	14526040030	RIVET SET	SV209	5	20110303		
716	007	19997073111	HEAD_LINING	T=3	1			
716	008	14527073200	COVER, ASSY, GRILLE/AIR CON	1X1X1	4			
716	009	37371540030	RUBBER , SEAT		2	20071011		
716	012	14527070031	COVER, CASSETTE	1X1X1	1			
716	013	14527070041	COVER, CONTROLLER/AIR CON	1X1X1	1			
716	014	17686040030	RIVET SET , ivory	SV625	40	20100108		
716	015	19027662020	HOLDER , CUP	1X1X1	1			
716	016	16997025900	LAMP ASSY , WORKING		4			
716	01601	16996549160	BULB , 12V 35W	RP35.BA15S	4			
716	018	14326510210	CAP , RUBBER 20	1X1X1	4	20081201		
716	019	19027073201	COVER ASSY , GRILLE/AIR CON	1X1X1	4	20110927		
NOTE								

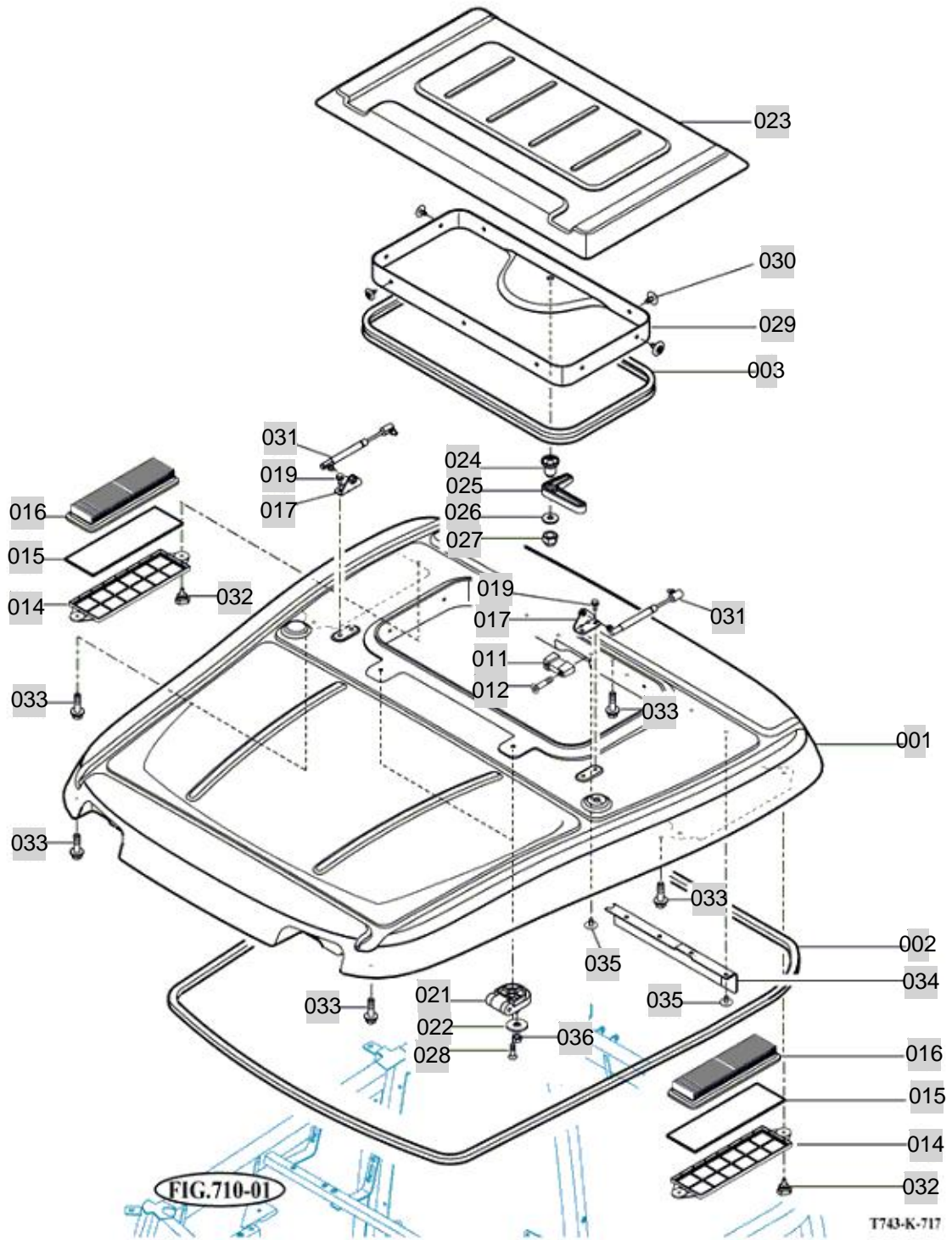
FIG 717

T654SC

ROOF

년/월
Year/Month

2020.07



NOTE

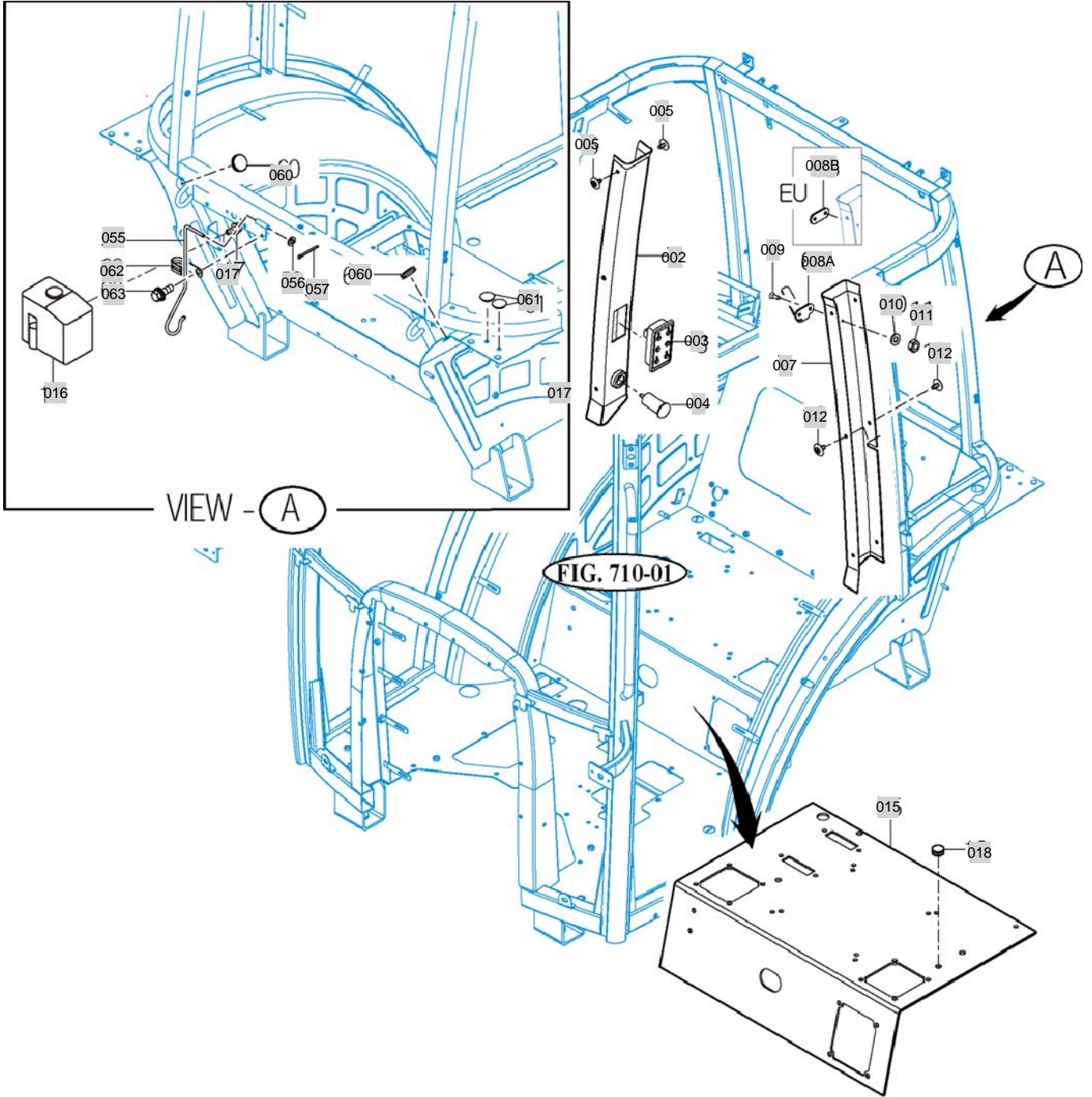
FIG 718

CABIN INTERIOR

년/월
Year/Month

T654SC

2020.07



T654-K-718

NOTE

8. ELECTRICALS & HARNESS PART NO. T654SC-C8

FIG 801 BATTERY & MOUNTING	233
FIG 802 HARNESS	235
FIG 803 LIGHT & BACK LAMP	237
FIG 804 INSTRUMENT PANEL	239
FIG 805 ELECTRIC SYSTEM (1)	241
FIG 806 ELECTRIC SYSTEM (2)	243

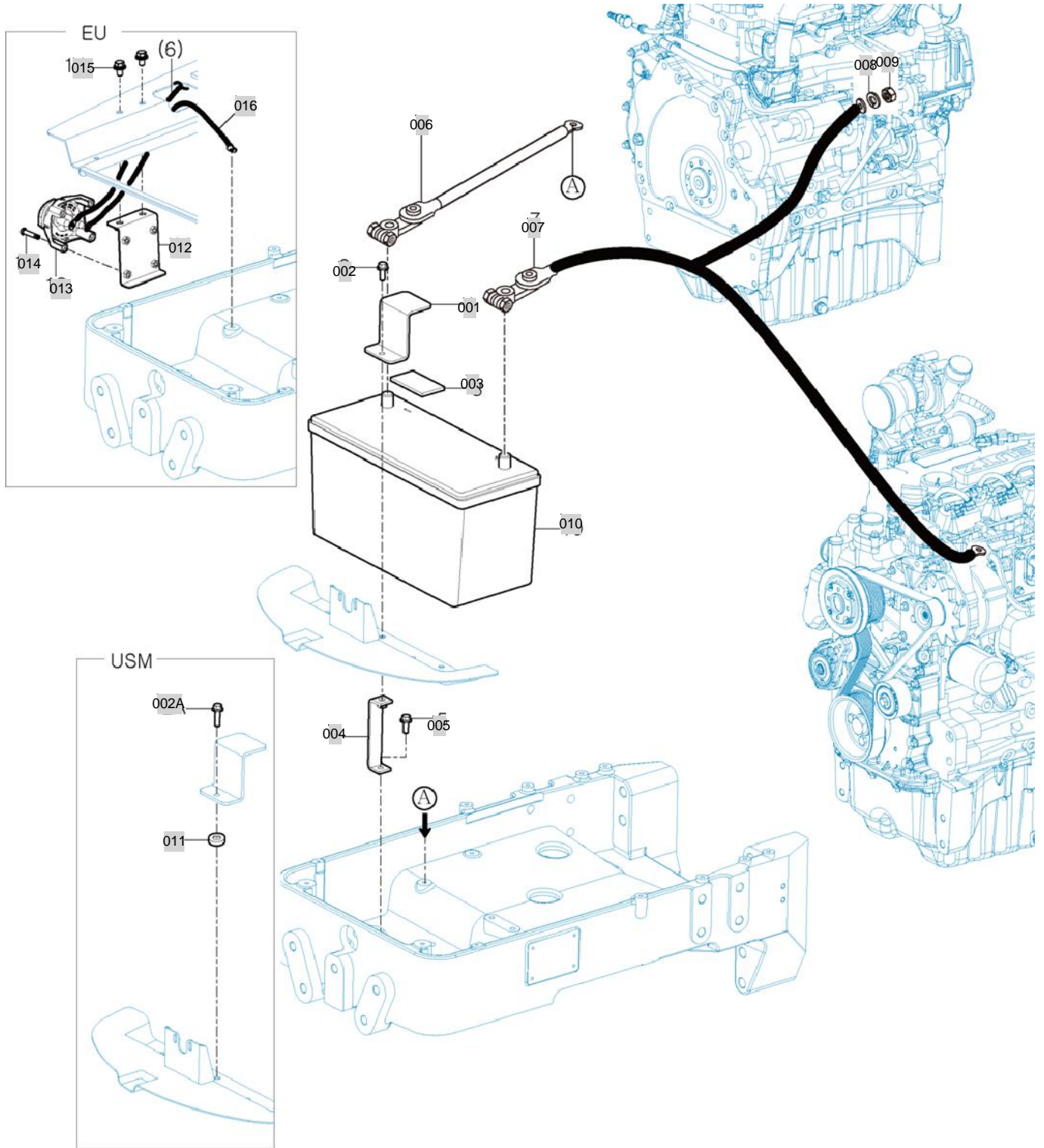
FIG 801

BATTERY & MOUNTING

년/월
Year/Month

2020.07

T654SC



NOTE

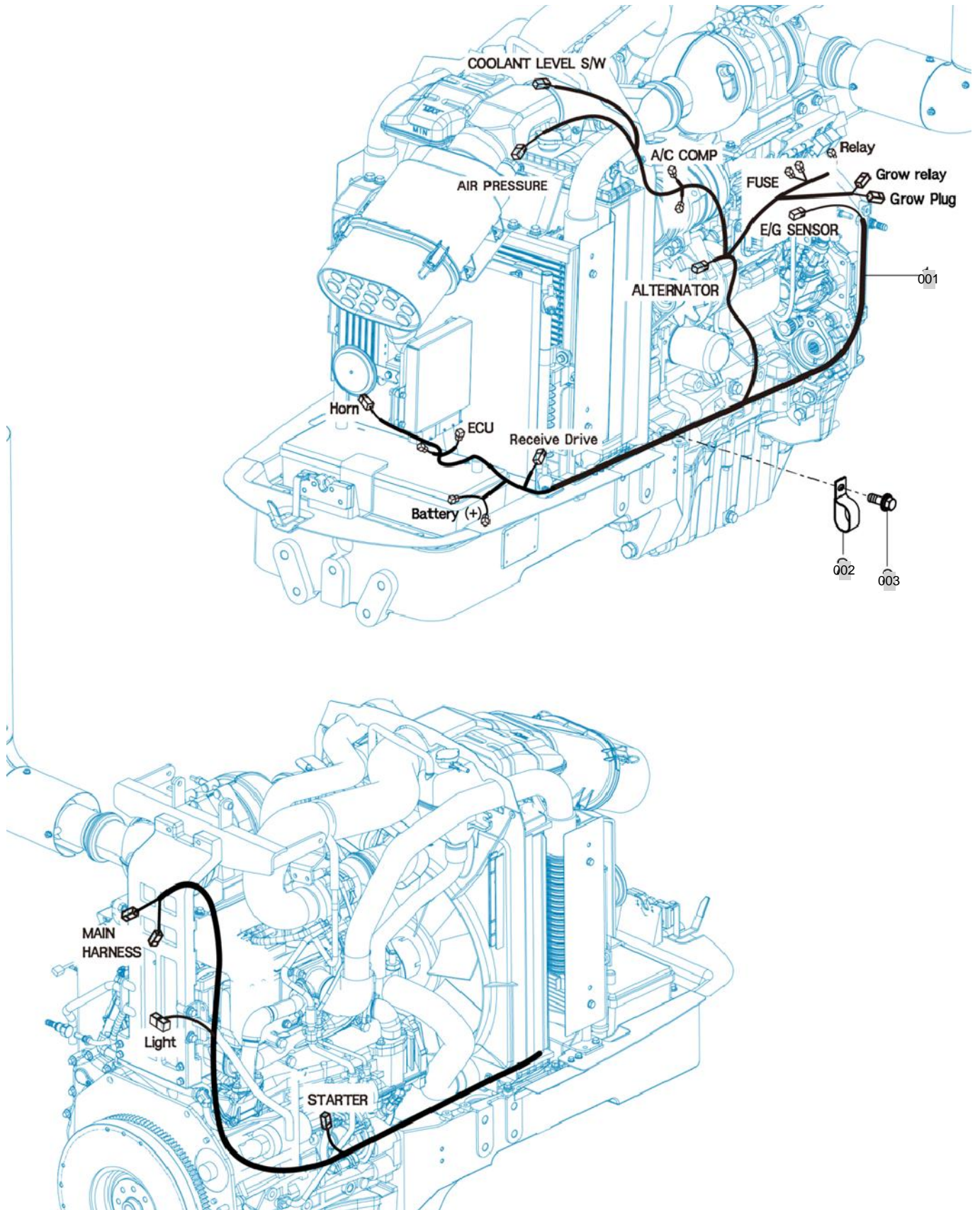
FIG 802

HARNESS

년/월
Year/Month

2020.07

T654SC



NOTE

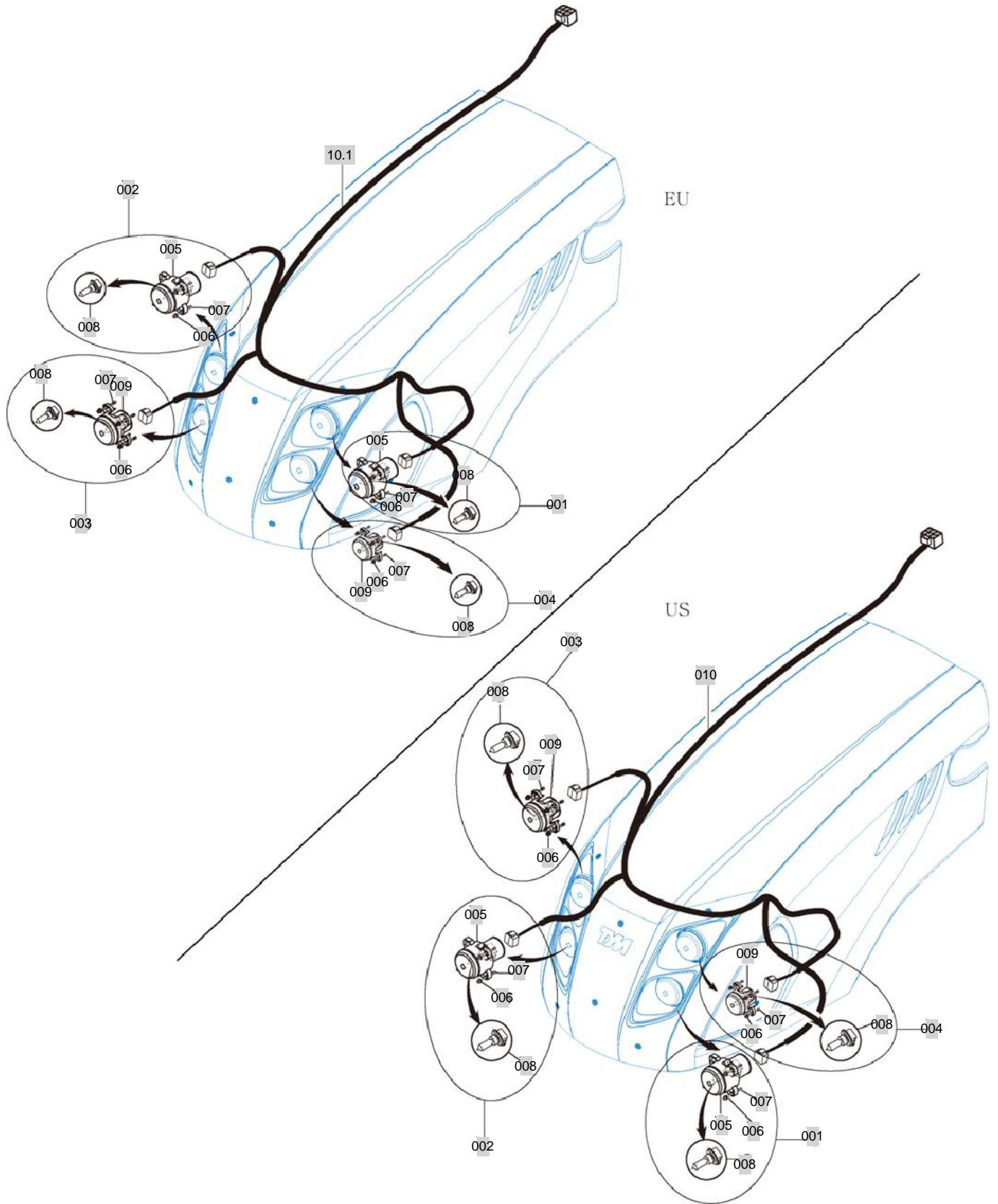
FIG 803

LIGHT & BACK LAMP

년/월
Year/Month

2020.07

T654SC



NOTE

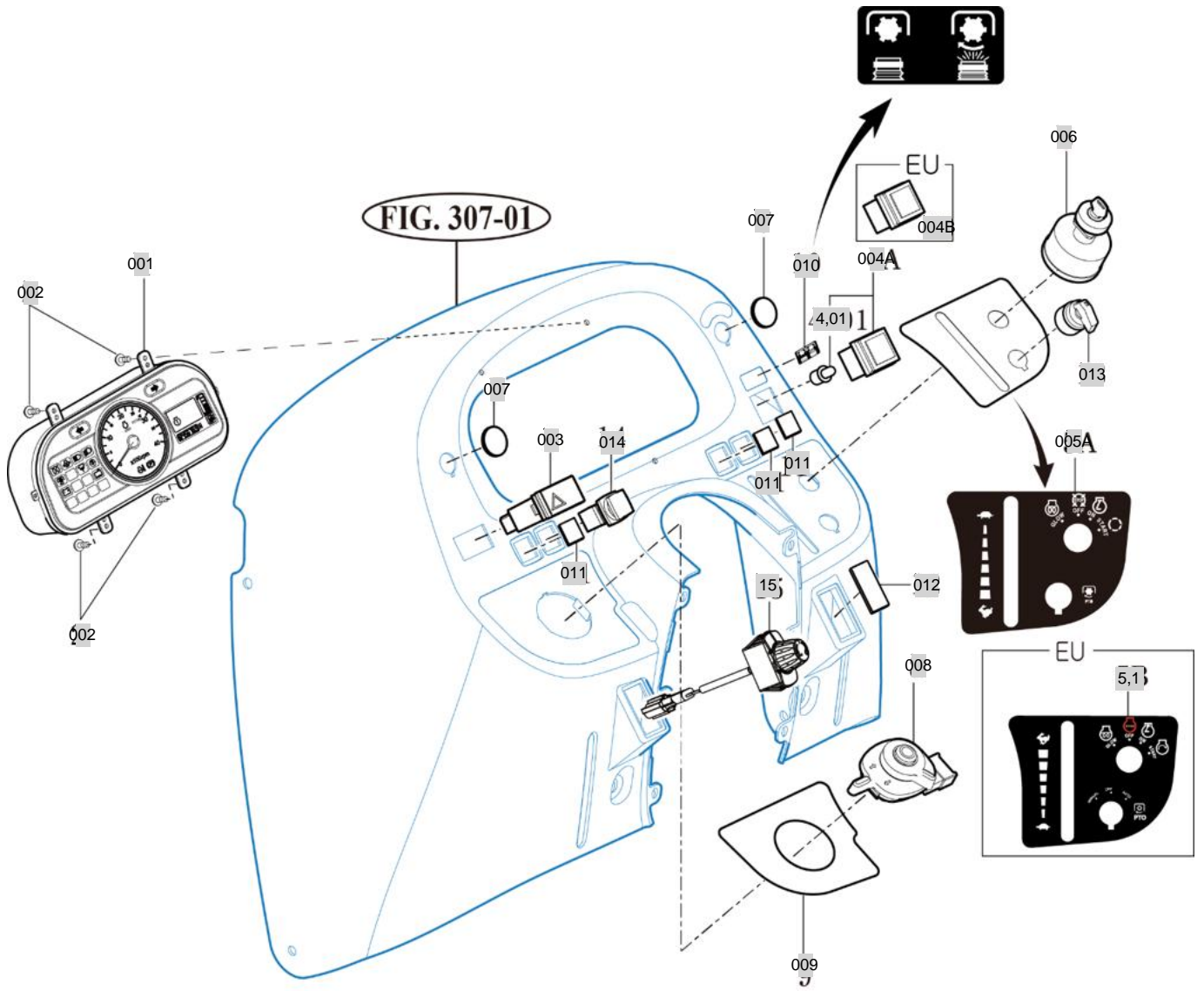
FIG 804

INSTRUMENT PANEL

년/월
Year/Month

2020.07

T654SC



T754-K-804

NOTE

FIG 805

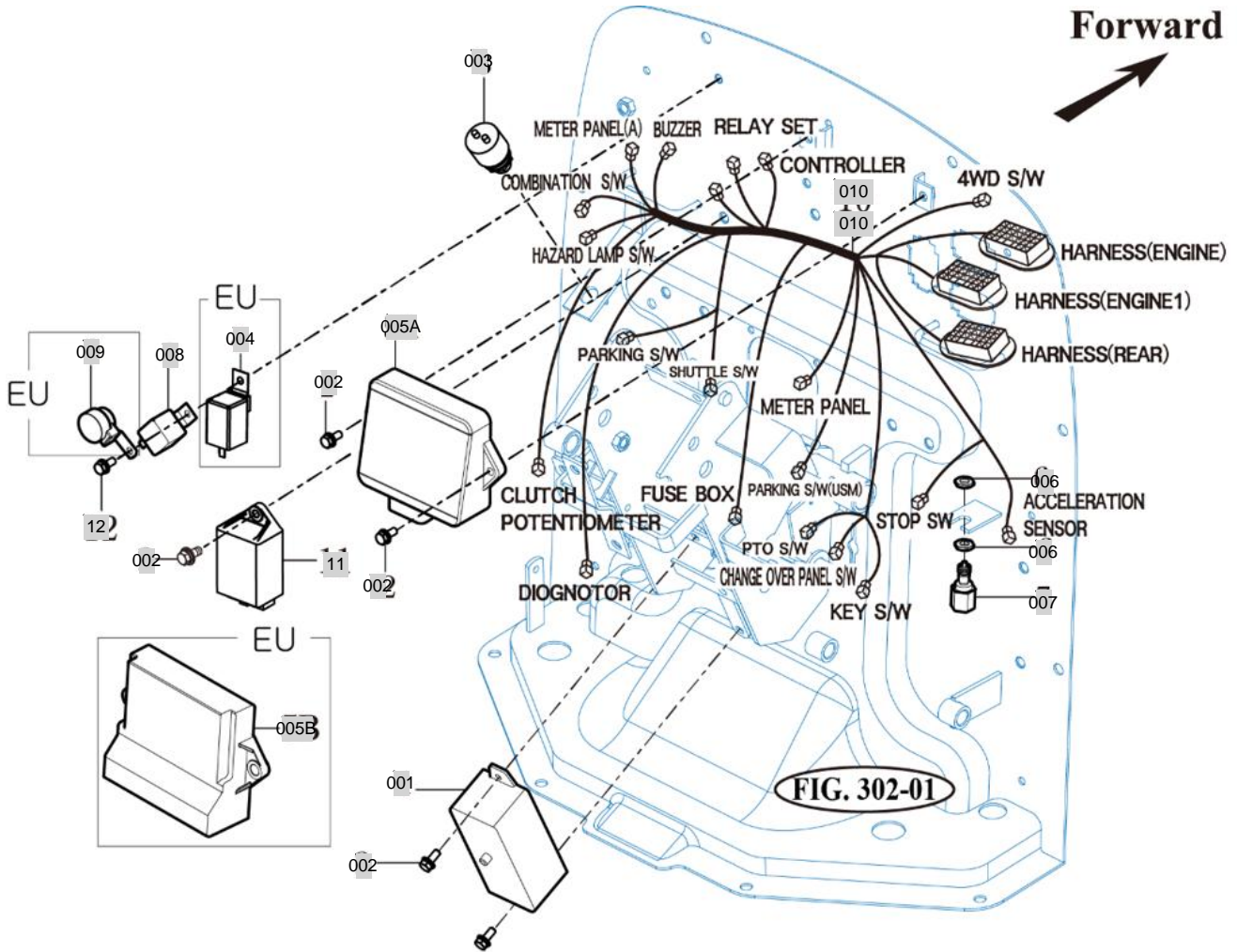
ELECTRIC SYSTEM (1)

년/월
Year/Month

2020.07

T654SC

Forward
➔



T654SC-K-805

NOTE

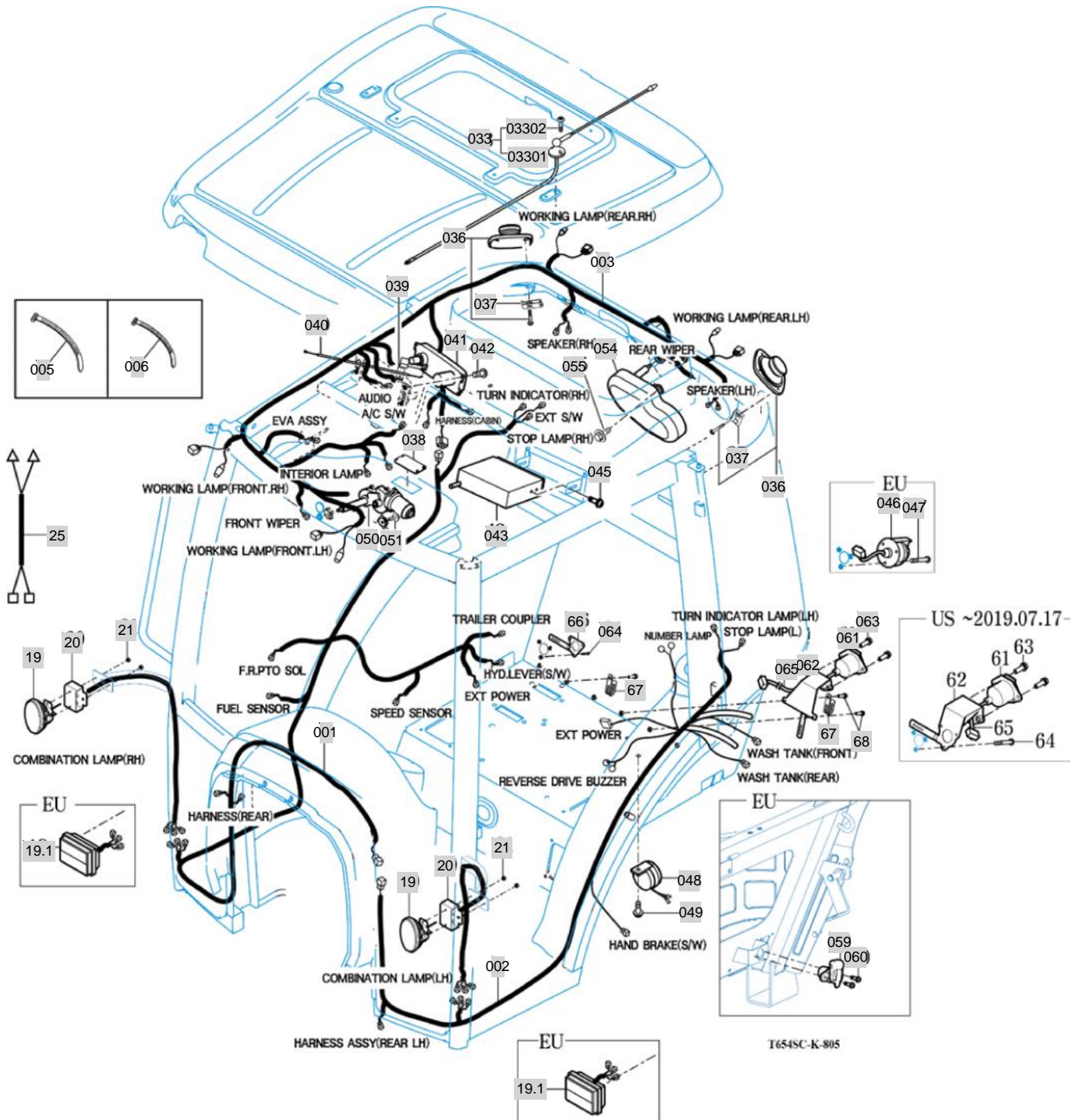
FIG 806

ELECTRIC SYSTEM (2)

년/월
Year/Month

T654SC

2020.07



NOTE

9. WEIGHT, LABEL , TOOLS PART NO. T654SC-C9

FIG 901 TOOL & ACCESSORY	246
FIG 902(EU) WEIGHT	248
FIG 903 LABEL	250
FIG 903-2 LABEL	252

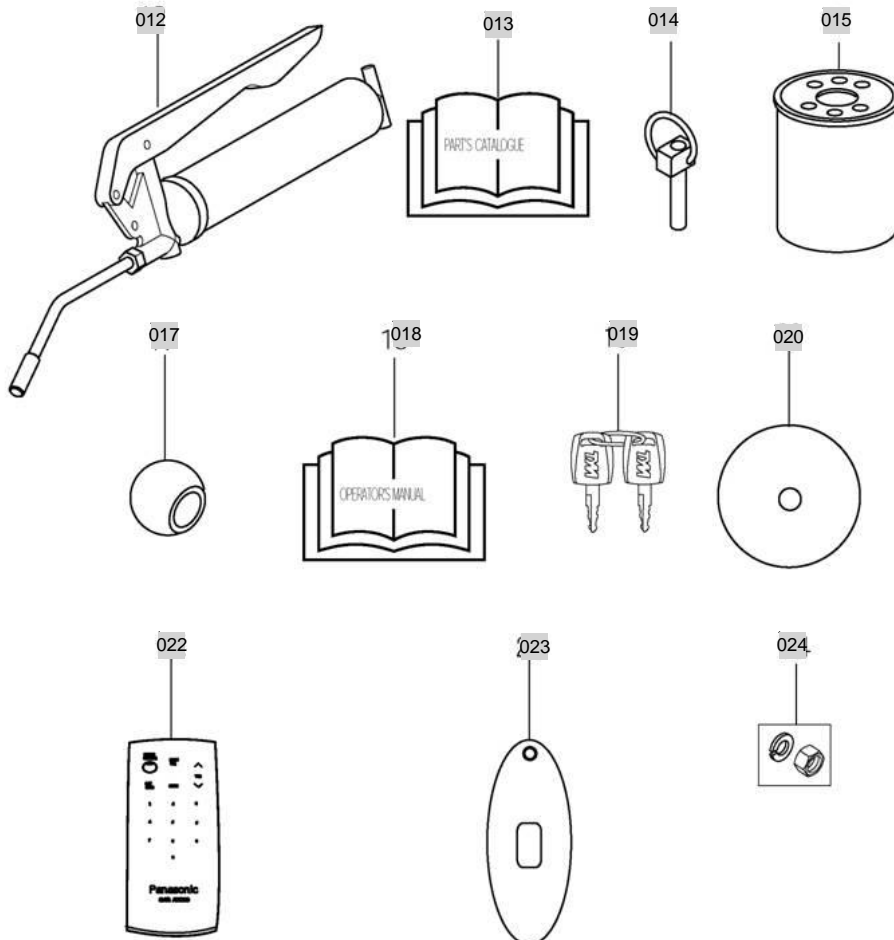
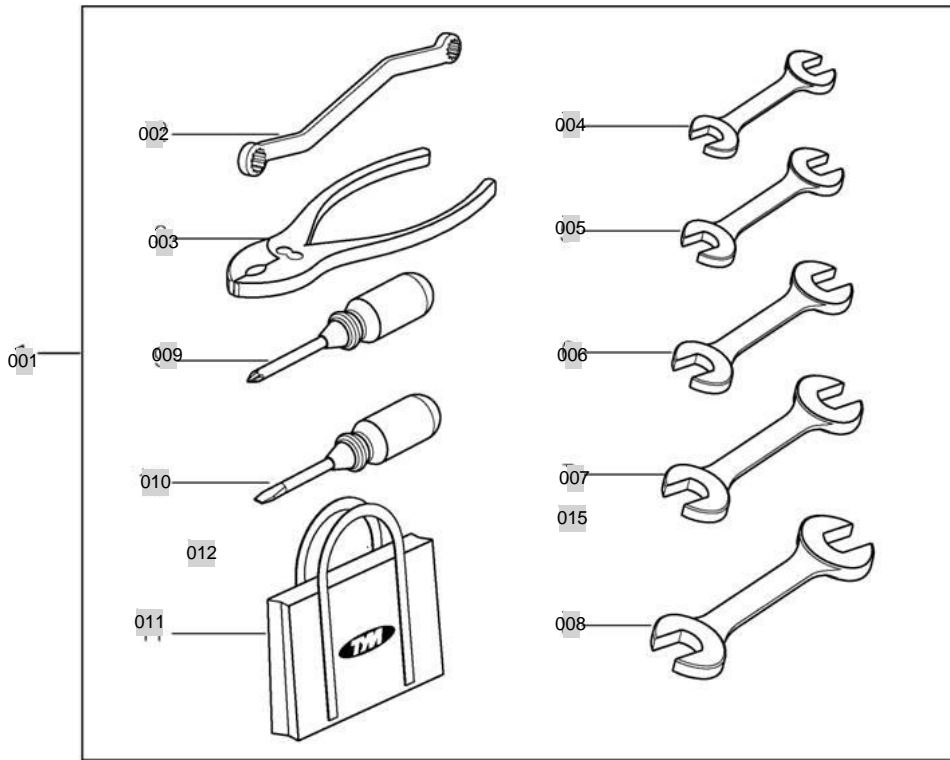
FIG 901

T654SC

TOOL & ACCESSORY

년/월
Year/Month

2020.07



T754-E-901

NOTE

FIG 902(EU)

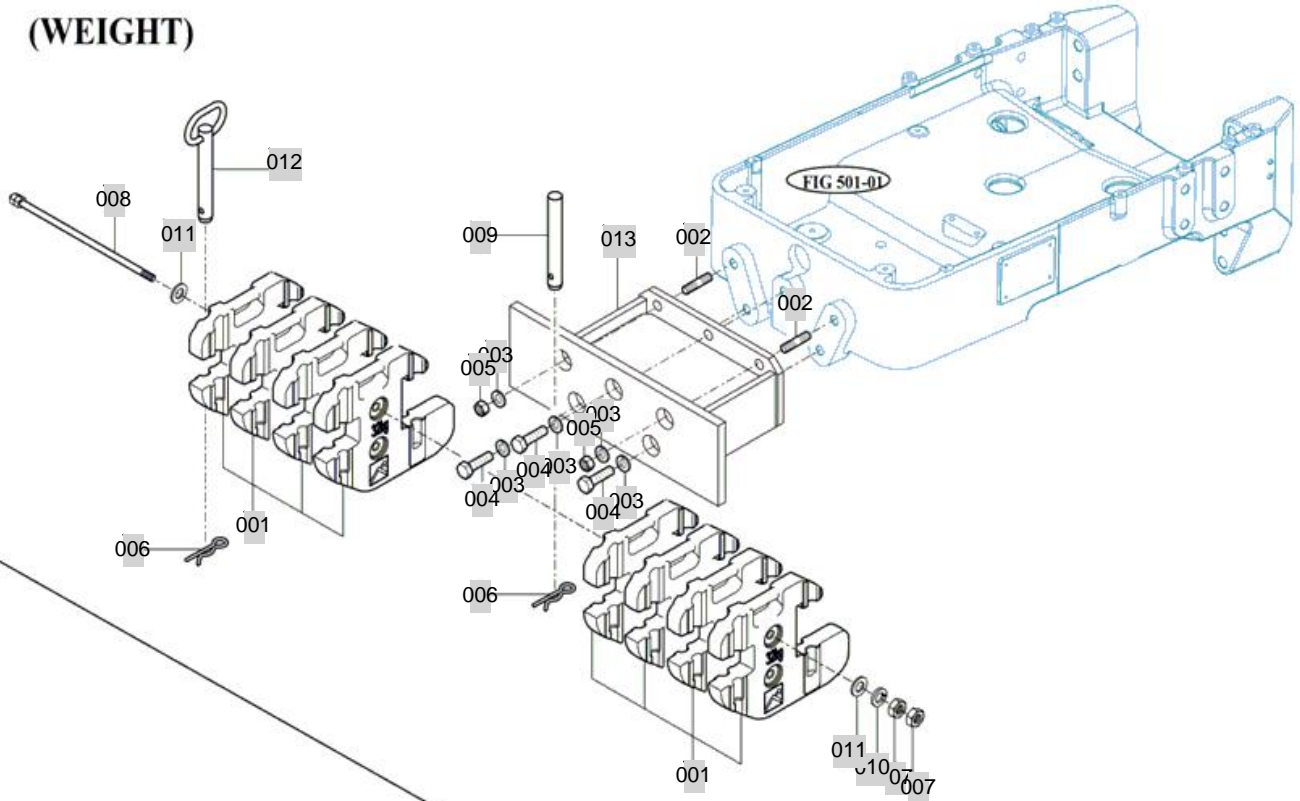
T654SC

WEIGHT

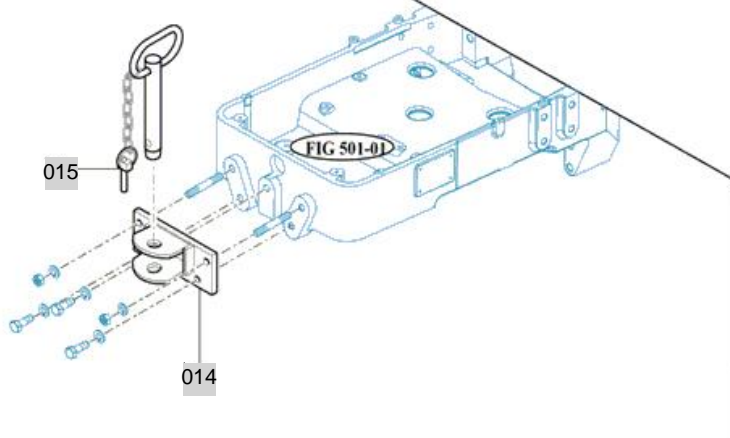
년/월
Year/Month

2020.07

(WEIGHT)



(TOWING HOOK)



NOTE

FIG 903

LABEL

년/월
Year/Month

T654SC

2020.07

Inner/Outer air Ventilation

- When grills of rear and both sides are opened, inner air will ventilate in.
- For effective use, open it when operate heater or air conditioner and close when ventilate fresh air.

1220-904-122-1

018

025

Power Shuttle


034

T654

051



006



033



032B



032A



017



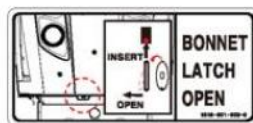
088



024



023



089

NOTE

FIG 903		LABEL					년/월	
							Year/Month	
T654SC		2020.07						
KEY NO	PART NO	DESCRIPTION	SPEC	QTY	REPAIR	EFFECTIVE DATE	REMARKS	
903	002	15709010030	LABEL , SPEED				US Only	
903	002	15729010030	LABEL , SPEED				EU Only	
903	003	12009100030	LABEL , WARNING EXHAUST	1X1X1		20060425		
903	004	12009100010	LABEL , WARNING SUB SHIFTER	1X1X1		20060425		
903	006	12009100160	LABEL , DANGER RIDING	1X1X1		20060425		
903	008	12009100190	LABEL , WARNING BELT	1X1X1		20060425		
903	009	12009100210	LABEL , WARNING THROTTLE	1X1X1		20060425		
903	010	17689200050	LABEL , DIFF			20030301		
903	011	12009100020	LABEL , WARNING PARKING	1X1X1		20060425		
903	012	12009100060	LABEL , WARNING DIFF	1X1X1		20060425		
903	013	12009100040	LABEL , WARNING STOP VALVE	1X1X1		20060425		
903	014	12009100111	LABEL , DANGER AIR CONDITIONER					
903	015	12009100070	LABEL , WARNING BRAKE	1X1X1		20120105		
903	016	12009100080	LABEL , WARNING TILTING	1X1X1		20120105		
903	017	12009100050	LABEL , WARNING FIRE	1X1X1		20060425		
903	018	12209041221	LABEL , VENTILATION	T=0.05		20060425		
903	019	12009100140	LABEL , WARNING DRAW	1X1X1		20120105		
903	020	12009100130	LABEL , DANGER PTO	1X1X1		20060425		
903	021	12149020110	LABEL , EMERGENCY EXIT	1X1X1				
903	023	12009100120	LABEL , CAUTION FAN	1X1X1		20060425		
903	024	12009100150	LABEL , WARNING RADIATOR	1X1X1		20060425		
903	025	19959041130	LABEL , HOOD	1X1X1		20060101		
903	026	12009100230	LABEL , CAUTION OPERATION	T=0.05		20060425		
903	032A	15829040220	LABEL , MODEL/EU				2017.12.11~ EU Only	
903	032B	15719049201	LABEL , PRODUCT/CONTENTS				2016.03.14~ US Only	
903	033	12009100240	LABEL , CAUTION MUFFLER	1X1X1		20060425		
903	034	15729010060	LABEL , POWER SHUTTLE					
903	040	19849040250	LABEL , CREEPER	1X1X1				
903	042	15739045040	LABEL , CABIN				2018.07.24~ 2018.07.24~ EU,EUA,Onl	
903	043	18029040260	LABEL , DRAWBAR NAME					
903	051	15709010040	MARK, ORNAMENT(T654)					
903	052	19129041130	LABEL , TYM(75)	1X1X1				
903	079	18015300041	LABEL , HYDRAULIC CAUTION					
903	080	12609040620	LABEL , STARTING WARNING	T=0.05		20120105		
903	081	16329040020	LABEL , CAUTION GREASE	T=0.05		20111005		
903	082	19999040070	LABEL , PTO 1-2-3	T=0.05			US Only	
903	082A	15709040070	LABEL , PTO 1-2-3				EU Only	
903	083	17139100020	LABEL , FUSE					
903	084	18029100150	LABEL , RADIATOR					
903	085	18711201100	LABEL , ULTRA LOW SULFUR					
903	086	18719100310	LABEL , CAUTION LEVER					
903	087	19879100320	LABEL , WARNING SHUTTLE	1X1X1				
903	088	13379100150	6YEAR WARRANTY LABEL				2017.04.01~	
903	089	18189010320	LABEL , HOOD				2017.12.01~ EU Only	
NOTE								

SPEED TABLES

APPLICATION	TRACTOR PLUMBER	ROCK EXCAVATOR	POULTRY PICKUP	AMBULANCE	DRIVE				
SPEED	0	1	2	3	4	10	20	30	33
LIMIT	0:00	0:00	0:00	0:00	0:00	0:00	0:00	0:00	0:00
MAIN SHFT									
SUB SHFT									
CRPSP	On	L	M	H					

• Don't work the tractor, escape marsh, heavy work at creep on.
• The data reported in this publication are also subject to variation and consequently are not.

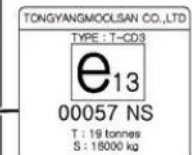
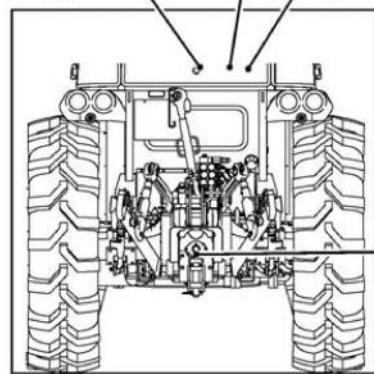
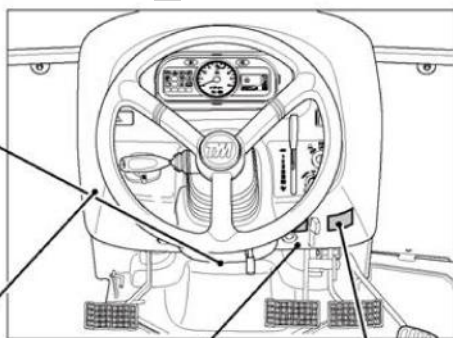
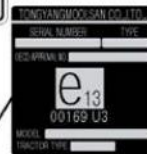
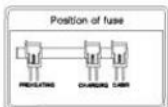
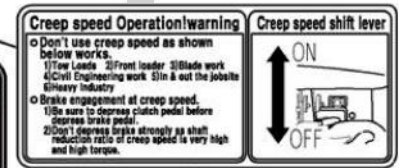

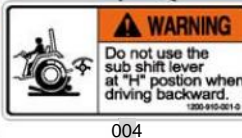




FIG 903-2		LABEL					년/월 Year/Month		
							2020.07		
T654SC		KEY NO	PART NO	DESCRIPTION	SPEC	QTY	REPAIR	EFFECTIVE DATE	REMARKS
903-2	002	15709010030	LABEL , SPEED			1			US Only
903-2	002	15729010030	LABEL , SPEED			1			EU Only
903-2	003	12009100030	LABEL , WARNING EXHAUST	1X1X1		1		20060425	
903-2	004	12009100010	LABEL , WARNING SUB SHIFTER	1X1X1		1		20060425	
903-2	006	12009100160	LABEL , DANGER RIDING	1X1X1		1		20060425	
903-2	008	12009100190	LABEL , WARNING BELT	1X1X1		1		20060425	
903-2	009	12009100210	LABEL , WARNING THROTTLE	1X1X1		1		20060425	
903-2	010	17689200050	LABEL , DIFF			1		20030301	
903-2	011	12009100020	LABEL , WARNING PARKING	1X1X1		1		20060425	
903-2	012	12009100060	LABEL , WARNING DIFF	1X1X1		1		20060425	
903-2	013	12009100040	LABEL , WARNING STOP VALVE	1X1X1		1		20060425	
903-2	014	12009100111	LABEL , DANGER AIR CONDITIONER			1			
903-2	015	12009100070	LABEL , WARNING BRAKE	1X1X1		1		20120105	
903-2	016	12009100080	LABEL , WARNING TILTING	1X1X1		1		20120105	
903-2	017	12009100050	LABEL , WARNING FIRE	1X1X1		1		20060425	
903-2	018	12209041221	LABEL , VENTILATION	T=0.05		1		20060425	
903-2	019	12009100140	LABEL , WARNING DRAW	1X1X1		1		20120105	
903-2	020	12009100130	LABEL , DANGER PTO	1X1X1		1		20060425	
903-2	021	12149020110	LABEL , EMERGENCY EXIT	1X1X1		1			
903-2	023	12009100120	LABEL , CAUTION FAN	1X1X1		2		20060425	
903-2	024	12009100150	LABEL , WARNING RADIATOR	1X1X1		1		20060425	
903-2	025	19959041130	LABEL, HOOD	1X1X1		1		20060101	
903-2	026	12009100230	LABEL , CAUTION OPERATION	T=0.05		1		20060425	
903-2	032A	15829040220	LABEL , MODEL/EU			1			2017.12.11~ EU Only
903-2	032B	15719049201	LABEL , PRODUCT/CONTENTS			1			2016.03.14~ US Only
903-2	033	12009100240	LABEL , CAUTION MUFFLER	1X1X1		1		20060425	
903-2	034	15729010060	LABEL , POWER SHUTTLE			2			
903-2	040	19849040250	LABEL , CREEPER	1X1X1		1			
903-2	042	15739045040	LABEL, CABIN			1			2018.07.24~ 2018.07.24~ EU,EUA,Onl
903-2	043	18029040260	LABEL , DRAWBAR NAME			1			
903-2	051	15709010040	MARK, ORNAMENT(T654)			2			
903-2	052	19129041130	LABEL , TYM(75)	1X1X1		2			
903-2	079	18015300041	LABEL , HYDRAULIC CAUTION			1			
903-2	080	12609040620	LABEL , STARTING WARNING	T=0.05		1		20120105	
903-2	081	16329040020	LABEL , CAUTION GREASE	T=0.05		1		20111005	
903-2	082	19999040070	LABEL , PTO 1-2-3	T=0.05		1			US Only
903-2	082A	15709040070	LABEL , PTO 1-2-3			1			EU Only
903-2	083	17139100020	LABEL , FUSE			1			
903-2	084	18029100150	LABEL , RADIATOR			1			
903-2	085	18711201100	LABEL , ULTRA LOW SULFUR			1			
903-2	086	18719100310	LABEL , CAUTION LEVER			1			
903-2	087	19879100320	LABEL , WARNING SHUTTLE	1X1X1		1			
903-2	088	13379100150	6YEAR WARRANTY LABEL			1			2017.04.01~ 2017.12.01~ EU Only
903-2	089	18189010320	LABEL , HOOD			1			
NOTE									