

T603ST

Parts Catalog

목 차

1. ENGINE GP65855U PART NO. GP65855U

FIG 101 CYLINDER BLOCK ASSEMBLY	9
FIG 101-1 CYLINDER BLOCK ASSEMBLY	11
FIG 102 Crankshaft, Pistons & Connecting Rods	13
FIG 102-1 Crankshaft, Pistons & Connecting Rods	15
FIG 103 Rear End Oil Seal	17
FIG 104 Cylinder Head	19
FIG 104-1 CYLINDER HEAD	21
FIG 104-2 Cylinder Head	23
FIG 105 Rocker Shaft Assembly	25
FIG 106 Oil Pump	27
FIG 107 Pipes	29
FIG 108 Relief Valve	31
FIG 109 Timing Case	33
FIG 109-1 Timing Case	35
FIG 109-2 Timing Case	37
FIG 109-3 Timing Case	39
FIG 109-4 Timing Case	41
FIG 109-5 Timing Case	43
FIG 109-6 Timing Case	45
FIG 110 Miscellaneous	47
FIG 111 Camshaft & Gears	49
FIG 112 Fuel Injection Pump	51
FIG 113 High Pressure Fuel Pipes	53
FIG 114 Atomisers	55
FIG 115 Fuel Leak-Off Pipe	57
FIG 116 Flywheel Housing	59
FIG 117 Flywheel & Starter Ring	61
FIG 118 STARTER MOTOR	63
FIG 119 Pulleys	65
FIG 120 Dipstick & Tube	67
FIG 121 Lubricating Oil Sump	69

FIG 122 Sump	71
FIG 123 Filler	73
FIG 123-1 Filler	75
FIG 124 Oil Filter	77
FIG 124-1 Oil Filter	79
FIG 125 Front End Drive Input	81
FIG 126 Front End Drive Output	83
FIG 127 Thermostat & Housing	85
FIG 128 Water Pump	87
FIG 129 Oil Cooler	89
FIG 130 Water Outlet & Inlet	91
FIG 131 Fan Drive	93
FIG 132 Alternator	95
FIG 133 Drive Belt & Tensioner	97
FIG 134 Front End Drive Output	99
FIG 135 Turbocharger	101
FIG 135-1 Turbocharger	103
FIG 136 Inlet Manifold	105
FIG 137 Air Duct	107
FIG 138 Exhaust Manifold	109
FIG 138-1 Exhaust Manifold	111
FIG 139 Lift Pump	113
FIG 140 Fuel Filter	115
FIG 141 Low Pressure Fuel Pipes	117
FIG 142 Cold Start System	119
FIG 143 Engine Lifting Eyes	121
FIG 144 Throttle & Stop Controls	123
FIG 145 Instrumentation	125
FIG 146 Instrumentation	127
FIG 147 Instrumentation	129
FIG 148 Electrical Wiring & Fittings	131
FIG 149 Application Miscellaneous & Auxiliaries	133

2. ENGINE ACCESSORIES & CONTROL PART NO.

T603ST-E-C2

FIG 201 AIR CLEANER	136
FIG 202 RADIATOR	138
FIG 203 MUFFLER	140

FIG 204A FUEL HOSE & FILTER	142
FIG 205 FUEL TANK	144
FIG 206 ACCELERATOR	146

3. CLUTCH, BRAKE, STEERING PART NO. T603ST-E-C3

FIG 301A CLUTCH	149
FIG 302A CLUTCH PEDAL	151
FIG 303 BRAKE	153
FIG 304 BRAKE PEDAL & LINKAGE	155
FIG 305A FRONT WHEEL	157
FIG 305B FRONT WHEEL-R3	159
FIG 305C FRONT WHEEL-R4	161
FIG 306A REAR WHEEL	163
FIG 306B REAR WHEEL-R3	165
FIG 306C REAR WHEEL-R4	167
FIG 307 POWER STEERING WHEEL	169
FIG 308 POWER STEERING VALVE	171
FIG 309 POWER STEERING CYLINDER	173

4. TRANSMISSION & REAR AXLE PART NO. T603ST-E-C4

FIG 401 TRANSMISSION FRONT CASE	176
FIG 402A INPUT & COUNTER GEARS	178
FIG 403 MAIN CHANGE GEARS	180
FIG 404A REVERSE GEARS	182
FIG 405 P.T.O DRIVE SHAFT	184
FIG 406 MAIN CHANGE LEVER	186
FIG 407A REVERSE CHANGE LEVER	188
FIG 408 TRANSMISSION MID CASE	190
FIG 409 TRANSMISSION REAR CASE	192
FIG 410 SUB CHANGE GEARS	194
FIG 411 SUB CHANGE SHIFTER	196
FIG 412 CREEP CHANGE	198
FIG 413A DRIVE GEARS	200
FIG 414A 4WD CHANGE LEVER	202
FIG 415 P.T.O CHANGE GEARS	204
FIG 416 P.T.O CHANGE SHIFTER	206

FIG 417 P.T.O CHANGE SHIFTER	208
FIG 418 REAR AXLE HOUSING	211
5. FRONT AXLE,SUPPORTER & DRIVE SHAFT PART NO. T603ST-E-C5	
FIG 501 FRONT AXLE SUPPORT	214
FIG 502 FRONT DRIVE SHAFT	216
FIG 503 FRONT AXLE HOUSING	218
FIG 504 FRONT DIFFERENTIAL GEARS	220
FIG 505 FRONT GEAR CASE (1)	222
FIG 506 FRONT GEAR CASE (2)	224
FIG 507 FRONT GEAR CASE (3)	226
6. HYDRAULICS & 3-POINT LINK PART NO. T603ST-E-C6	
FIG 601 FRONT GEAR CASE (1)	229
FIG 602 LIFT ARM	231
FIG 603 CYLINDER	233
FIG 604 POSITION LINK	235
FIG 605 CONTROL VALVE	237
FIG 606 DRAFT LINK	239
FIG 607 POSITION & DRAFT LEVER	241
FIG 608 EXTERIOR HYD. VALVE	243
FIG 609A HYDRAULIC PIPES	245
FIG 610A JOYSTICK SET	247
FIG 611A HYDRAULIC HOSES	249
FIG 612A HITCH & 3-POINT LINK	251
FIG 613A LOWER LINK & LIFT ROD	254
7. SHEET METAL & CABIN PART NO. T603ST-E-C7	
FIG 701 BONNET (1)	257
FIG 702 BONNET (2)	260
FIG 704 LEVER COVER & STEP	262
FIG 705 FRONT & REAR MOUNTING	264
FIG 706 FLOOR & SEAT	266
FIG 707 CAB FRAME & REAR GLASS	268
FIG 708 SIDE GLASS	270

FIG 709 DOOR	272
FIG 710 FRONT GLASS	274
FIG 711 SUB FENDER & COVER	276
FIG 712 CONTROL COVER	278
FIG 713 ROOF	280
FIG 714 INTERIOR PART	282
FIG 715 HEATER & AIR-CON	284

8. ELECTRICALS & HARNESS PART NO. T603ST-E-C8

FIG 801 BATTERY & MOUNTING	288
FIG 802 LIGHT & BACK LAMP	290
FIG 803A INSTRUMENT PANEL	292
FIG 804 ELECTRIC SYSTEM (1)	294
FIG 805 ELECTRIC SYSTEM (2)	296
FIG 806A HARNESS (1)	298
FIG 807 HARNESS (2)	300

9. WEIGHT,LABEL,TOOLS PART NO. T603ST-E-C9

FIG 901 TOOL & ACCESSORY	303
FIG 902 WEIGHT	305
FIG 903-1 LABEL	307
FIG 903-2 LABEL	310
FIG 903-3 LABEL	313

1. ENGINE GP65855U PART NO. GP65855U

FIG 101 CYLINDER BLOCK ASSEMBLY	9
FIG 101-1 CYLINDER BLOCK ASSEMBLY	11
FIG 102 Crankshaft, Pistons & Connecting Rods	13
FIG 102-1 Crankshaft, Pistons & Connecting Rods	15
FIG 103 Rear End Oil Seal	17
FIG 104 Cylinder Head	19
FIG 104-1 CYLINDER HEAD	21
FIG 104-2 Cylinder Head	23
FIG 105 Rocker Shaft Assembly	25
FIG 106 Oil Pump	27
FIG 107 Pipes	29
FIG 108 Relief Valve	31
FIG 109 Timing Case	33
FIG 109-1 Timing Case	35
FIG 109-2 Timing Case	37
FIG 109-3 Timing Case	39
FIG 109-4 Timing Case	41
FIG 109-5 Timing Case	43
FIG 109-6 Timing Case	45
FIG 110 Miscellaneous	47
FIG 111 Camshaft & Gears	49
FIG 112 Fuel Injection Pump	51
FIG 113 High Pressure Fuel Pipes	53
FIG 114 Atomisers	55
FIG 115 Fuel Leak-Off Pipe	57
FIG 116 Flywheel Housing	59
FIG 117 Flywheel & Starter Ring	61
FIG 118 STARTER MOTOR	63
FIG 119 Pulleys	65
FIG 120 Dipstick & Tube	67
FIG 121 Lubricating Oil Sump	69
FIG 122 Sump	71
FIG 123 Filler	73
FIG 123-1 Filler	75
FIG 124 Oil Filter	77
FIG 124-1 Oil Filter	79
FIG 125 Front End Drive Input	81
FIG 126 Front End Drive Output	83

FIG 127 Thermostat & Housing	85
FIG 128 Water Pump	87
FIG 129 Oil Cooler	89
FIG 130 Water Outlet & Inlet	91
FIG 131 Fan Drive	93
FIG 132 Alternator	95
FIG 133 Drive Belt & Tensioner	97
FIG 134 Front End Drive Output	99
FIG 135 Turbocharger	101
FIG 135-1 Turbocharger	103
FIG 136 Inlet Manifold	105
FIG 137 Air Duct	107
FIG 138 Exhaust Manifold	109
FIG 138-1 Exhaust Manifold	111
FIG 139 Lift Pump	113
FIG 140 Fuel Filter	115
FIG 141 Low Pressure Fuel Pipes	117
FIG 142 Cold Start System	119
FIG 143 Engine Lifting Eyes	121
FIG 144 Throttle & Stop Controls	123
FIG 145 Instrumentation	125
FIG 146 Instrumentation	127
FIG 147 Instrumentation	129
FIG 148 Electrical Wiring & Fittings	131
FIG 149 Application Miscellaneous & Auxiliaries	133

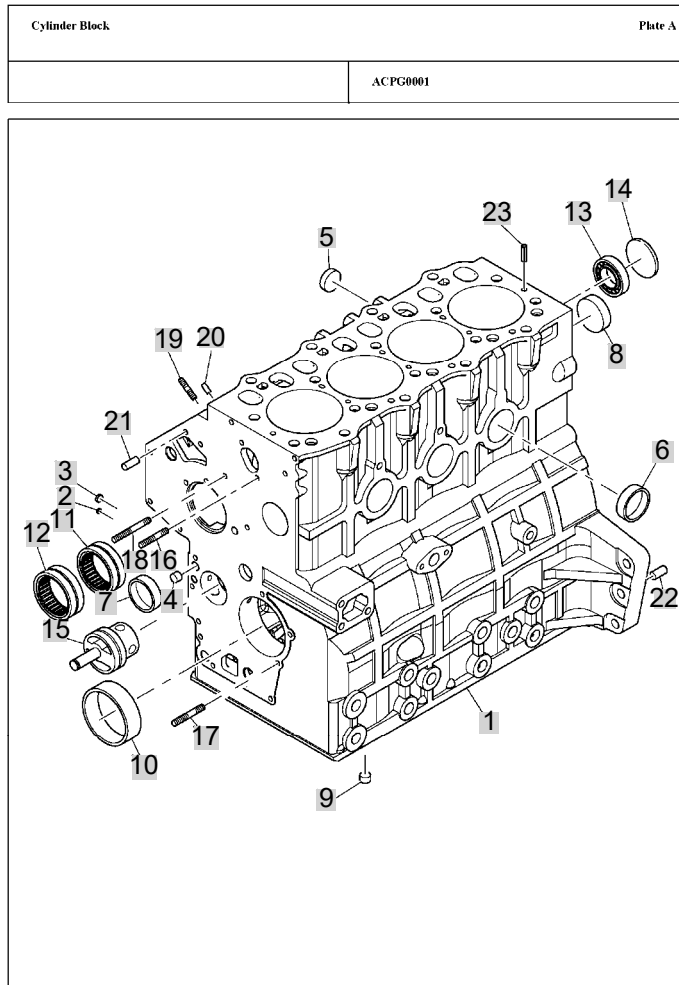
FIG 101

T603ST

CYLINDER BLOCK ASSEMBLY

년/월
Year/Month

2020.11



Page 16

NOTE

FIG 101		CYLINDER BLOCK ASSEMBLY					년/월 Year/Month		
							2020.11		
T603ST		KEY NO	PART NO	DESCRIPTION	SPEC	QTY	REPAIR	EFFECTIVE DATE	REMARKS
101	1	--		Not seviced separately		1			
101	2	198466940		PLUG		4			
101	3	198466010		PLUG		3			
101	4	098466020		PLUG		2			
101	5	064210025		PLUG		2			
101	6	064210040		PLUG		3			
101	7	064210040		PLUG		1			
101	8	064210040		PLUG		1			
101	9	198466920		PLUG		3			
101	10	198517222		BUSH		1			
101	11	042309017		NEEDLE BEARING		1			
101	12	042309018		NEEDLE BEARING		1			
101	13	040106203		BALL BEARING		1			
101	14	064100045		PLUG		1			
101	15	165296220		SHAFT		1			
101	16	012110635		STUD		1			
101	17	012110640		STUD		1			
101	18	012110660		STUD		1			
101	19	010109441		STUD		3			
101	20	030500612		DOWEL		2			
101	21	060500616		DOWEL		2			
101	22	030501025		DOWEL		2			
101	23	030309005		PIN		2			
NOTE									

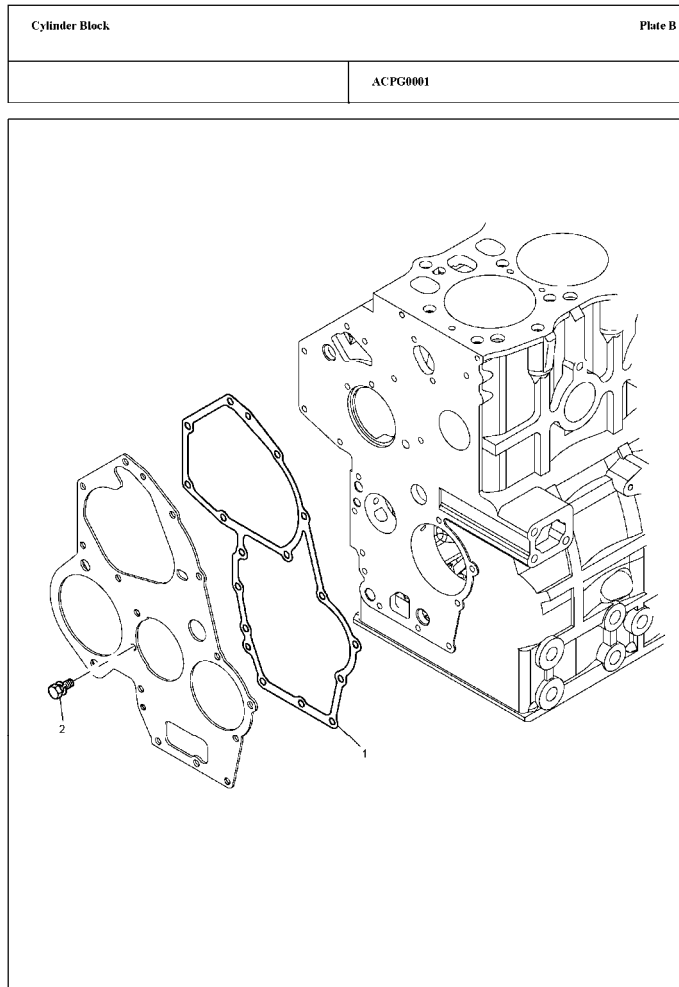
FIG 101-1

T603ST

CYLINDER BLOCK ASSEMBLY

년/월
Year/Month

2020.11



Page 18

NOTE

FIG 101-1		CYLINDER BLOCK ASSEMBLY					년/월 Year/Month	REMARKS
T603ST							2020.11	
KEY NO	PART NO	DESCRIPTION	SPEC	QTY	REPAIR	EFFECTIVE DATE	REMARKS	
101-1	1	165996590		1				
101-1	2	011310612		2				
NOTE								

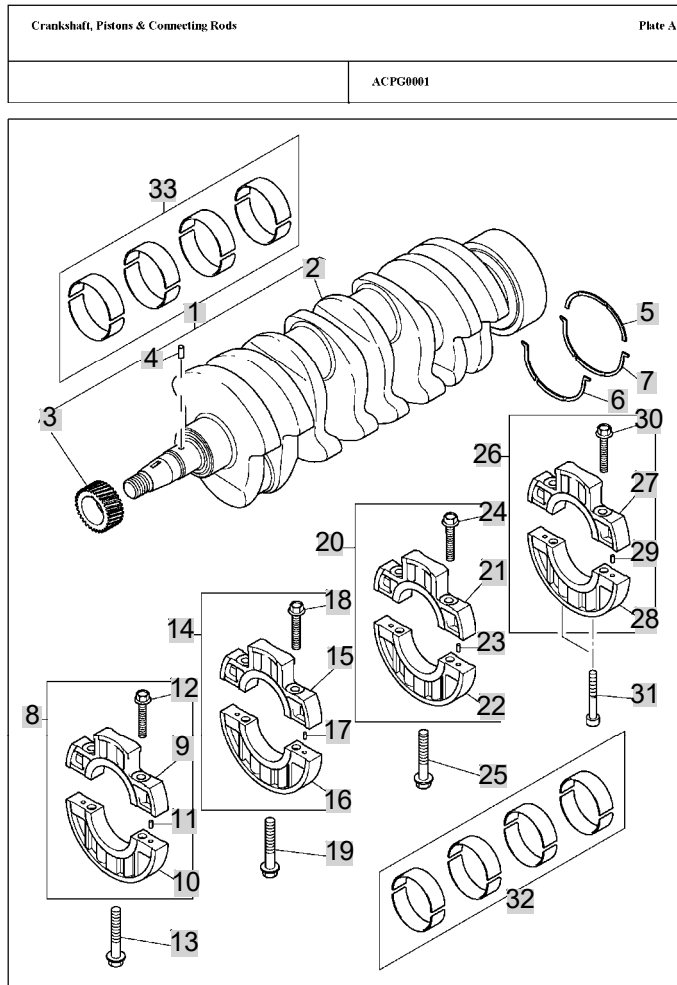
FIG 102

T603ST

Crankshaft, Pistons & Connecting Rods

년/월
Year/Month

2020.11



Page 20

NOTE

FIG 102		Crankshaft, Pistons & Connecting Rods					년/월 Year/Month	
							2020.11	
T603ST		KEY NO	PART NO	DESCRIPTION	SPEC	QTY		
102	1	115256990	CRANKSHAFT ASSEMBLY			1		
102	2	--	Not serviced separately			1		
102	3	115276270	CRANKSHAFT GEAR			1		
102	4	030509020	KEY			1		
102	5	199266210	THRUST WASHER			1		
102	6	199266200	THRUST WASHER			1		
102	7	199266200	THRUST WASHER			1		
102	8	110156360	HOLDER			1		
102	9	--	Not serviced separately			1		
102	10	--	Not serviced separately			1		
102	11	030500612	DOWEL			2		
102	12	010109406	SCREW			2		
102	13	011511070	SCREW			1		
102	14	110156370	HOLDER			1		
102	15	--	Not serviced separately			1		
102	16	--	Not serviced separately			1		
102	17	030500612	DOWEL			2		
102	18	010109406	SCREW			2		
102	19	011511070	SCREW			1		
102	20	110156380	HOLDER			1		
102	21	--	Not serviced separately			1		
102	22	--	Not serviced separately			1		
102	23	030500612	DOWEL			2		
102	24	010109406	SCREW			2		
102	25	011511070	SCREW			1		
102	26	110156390	HOLDER			1		
102	27	--	Not serviced separately			1		
102	28	--	Not serviced separately			1		
102	29	030500612	DOWEL			2		
102	30	010109406	SCREW			2		
102	31	010700860	BOLT			2		
102	32	U5MB0025	MAIN BEARING KIT			1		
102	33	U5ME0030	BIG END BEARING KIT			1		
NOTE								

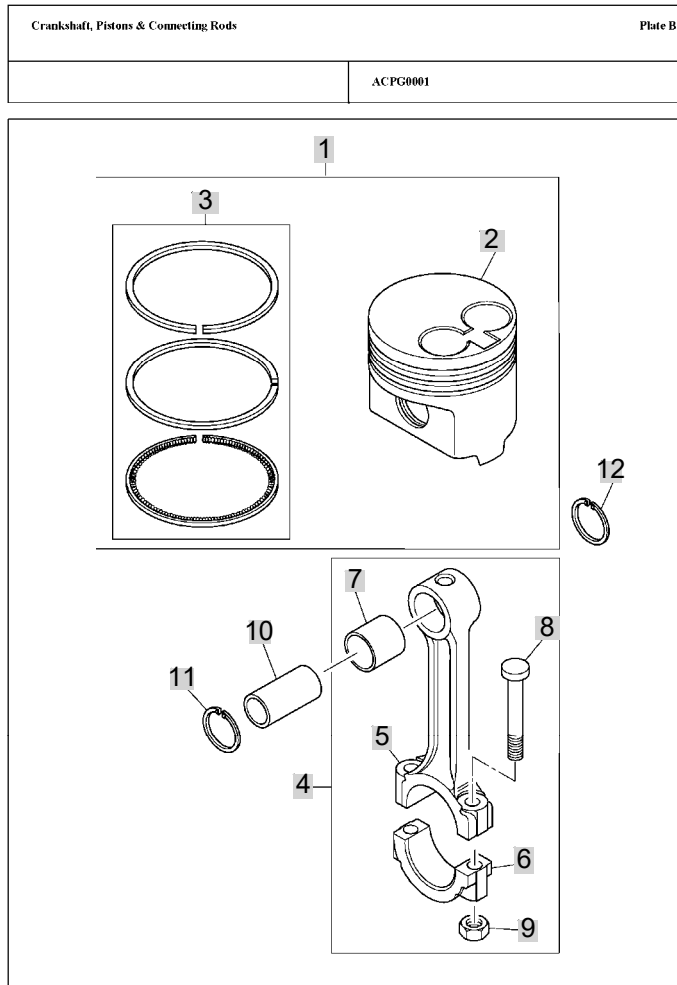
FIG 102-1

T603ST

Crankshaft, Pistons & Connecting Rods

년/월
Year/Month

2020.11



Page 22

NOTE

FIG 103

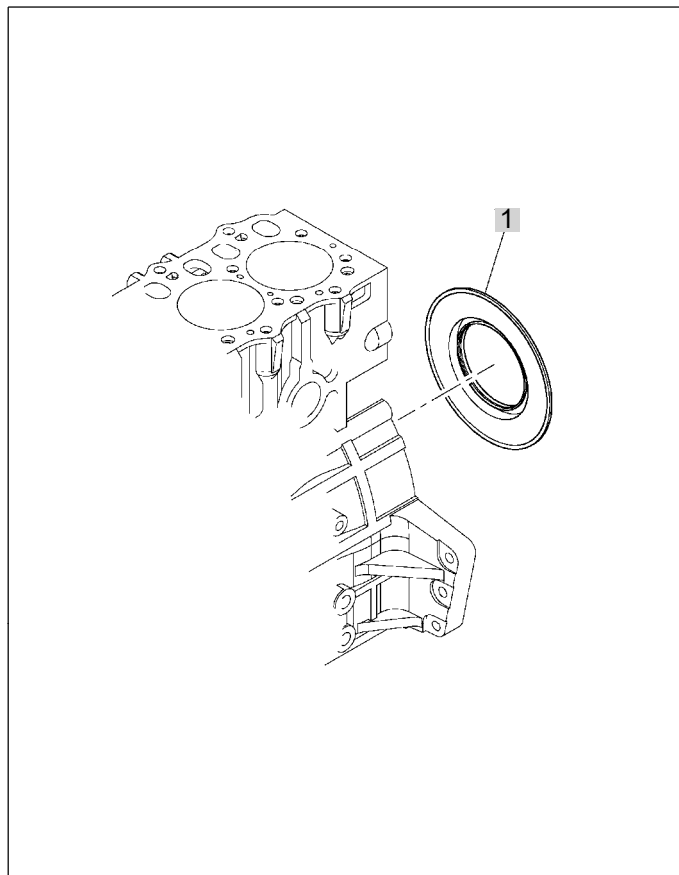
T603ST

Rear End Oil Seal

년/월
Year/Month

2020.11

Rear End Oil Seal	Plate A
	ACPG0001



Page 24

NOTE

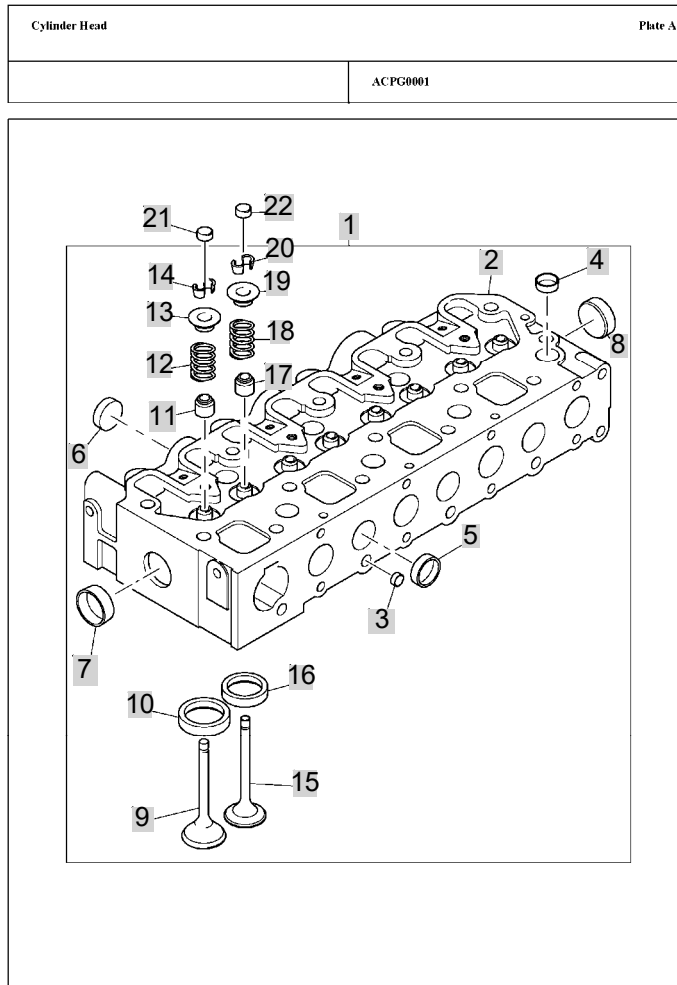
FIG 104

T603ST

Cylinder Head

년/월
Year/Month

2020.11



Page 26

NOTE

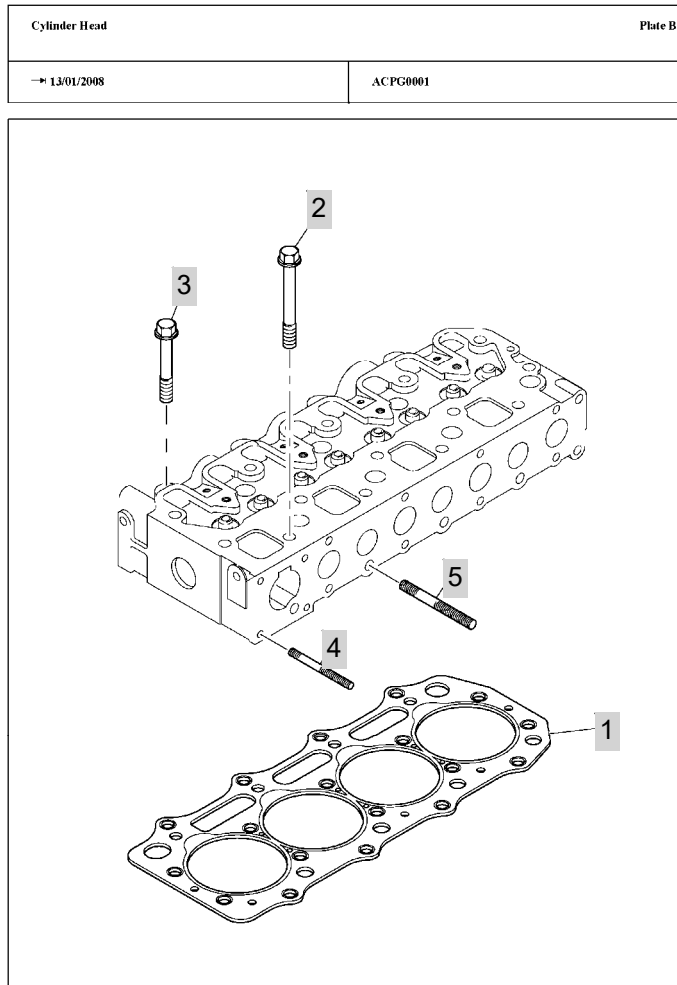
FIG 104-1

CYLINDER HEAD

년/월
Year/Month

T603ST

2020.11



Page 28

NOTE

FIG 104-2

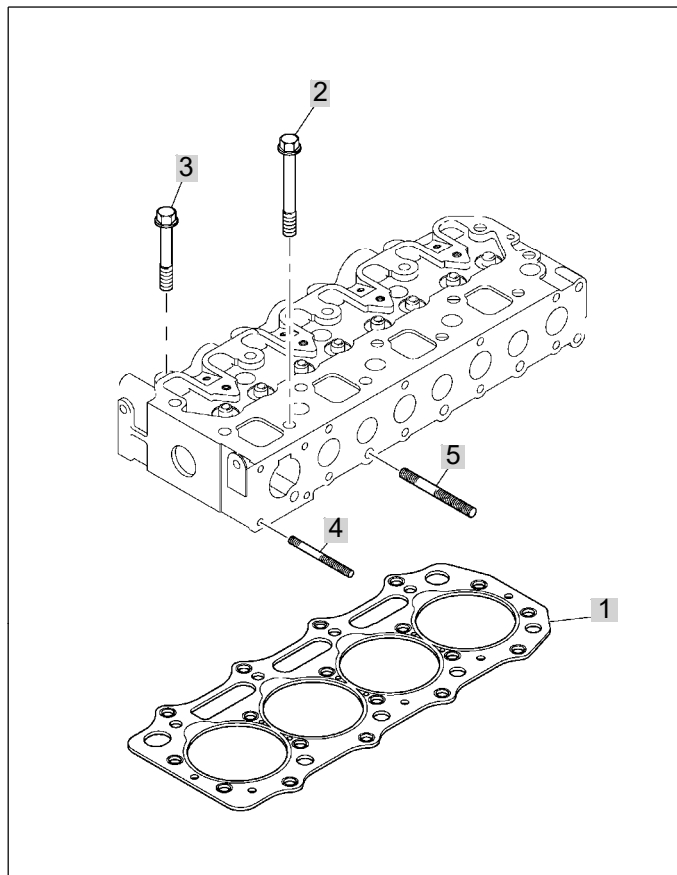
T603ST

Cylinder Head

년/월
Year/Month

2020.11

Cylinder Head	Plate B
→ 14/01/2008	ACPG0001



Page 30

NOTE

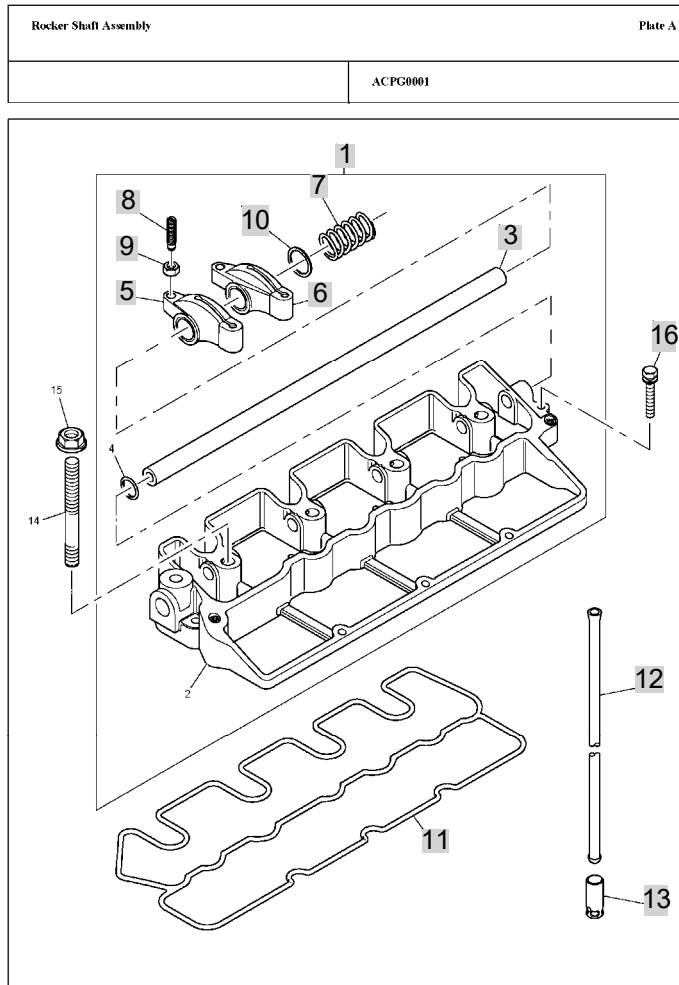
FIG 105

T603ST

Rocker Shaft Assembly

년/월
Year/Month

2020.11



Page 32

NOTE

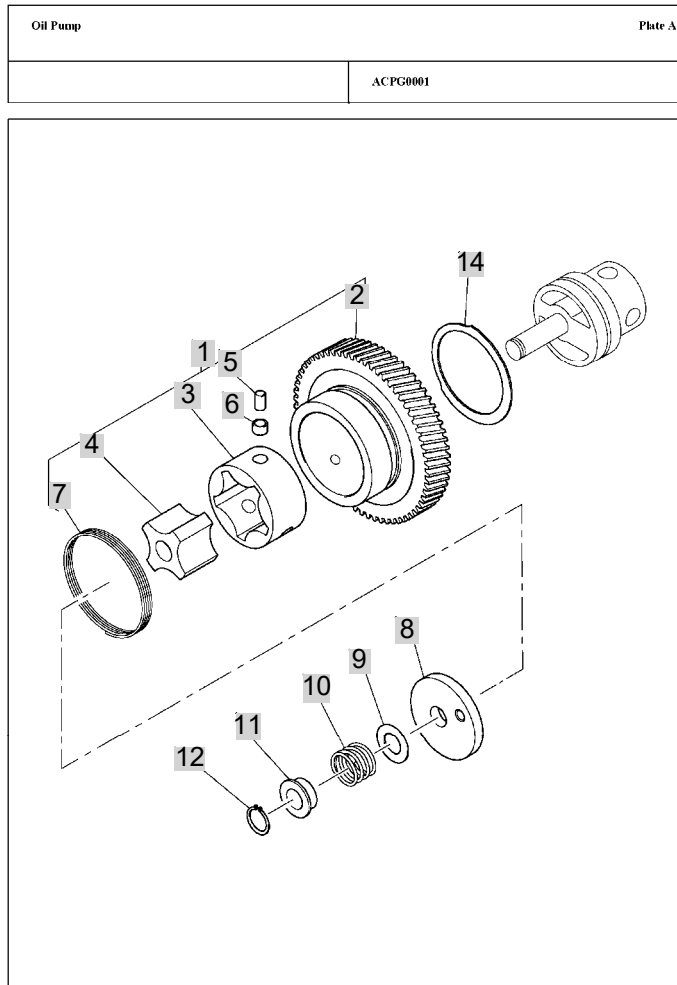
FIG 106

T603ST

Oil Pump

년/월
Year/Month

2020.11



Page 34

NOTE

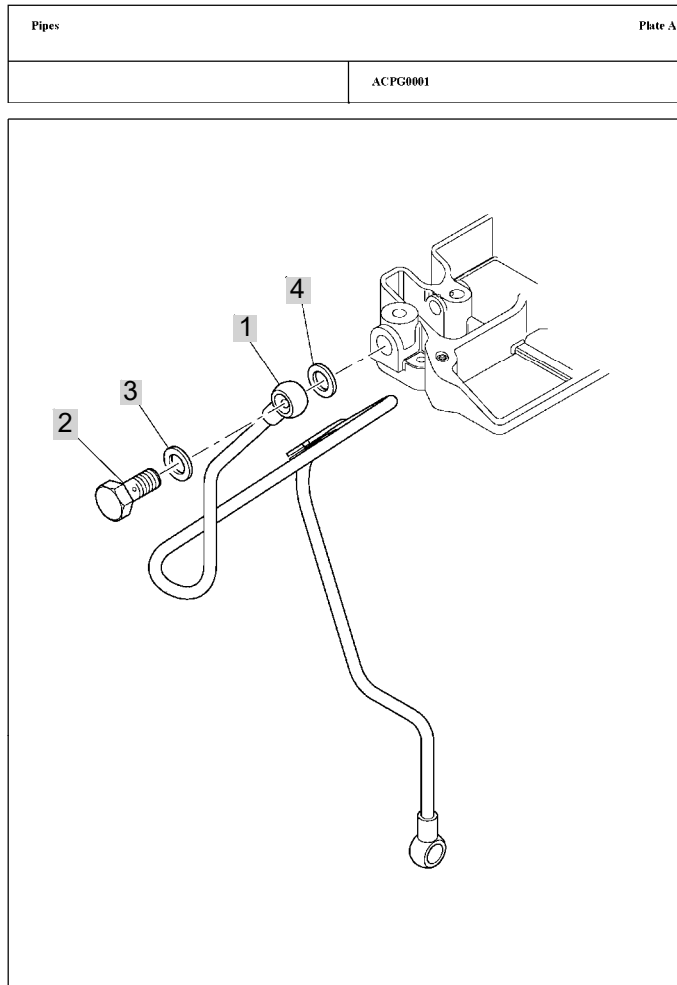
FIG 107

T603ST

Pipes

년/월
Year/Month

2020.11



Page 36

NOTE

FIG 107 T603ST		Pipes						년/월 Year/Month	REMARKS
								2020.11	
KEY NO	PART NO	DESCRIPTION	SPEC	QTY	REPAIR	EFFECTIVE DATE	REMARKS		
107	1	140607020	OIL PIPE						
107	2	198486780	BOLT						
107	3	140996260	WASHER						
107	4	140996260	WASHER						
NOTE									

FIG 108

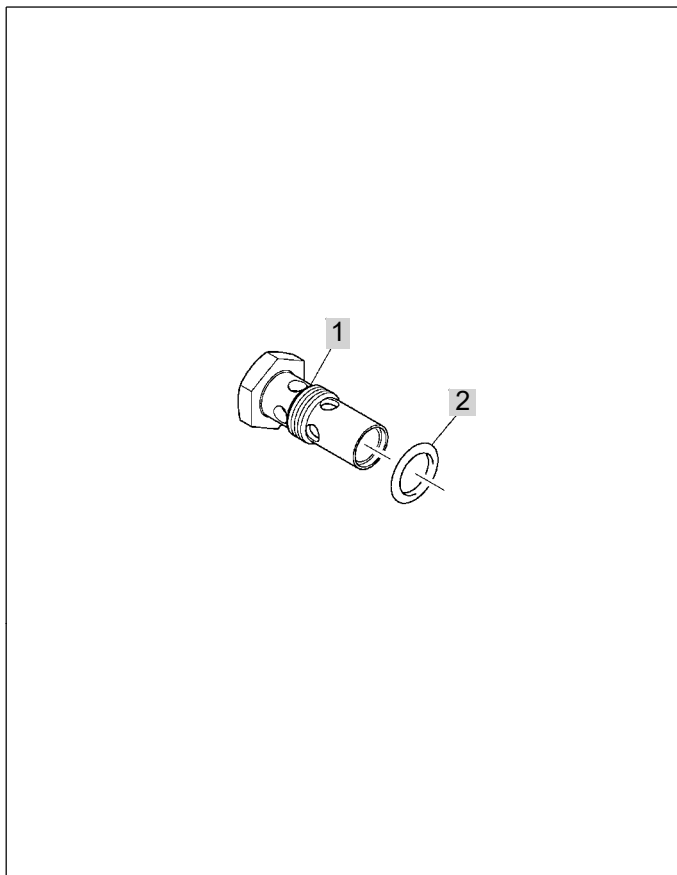
T603ST

Relief Valve

년/월
Year/Month

2020.11

Relief Valve	Plate A
	ACPG0001



Page 38

NOTE

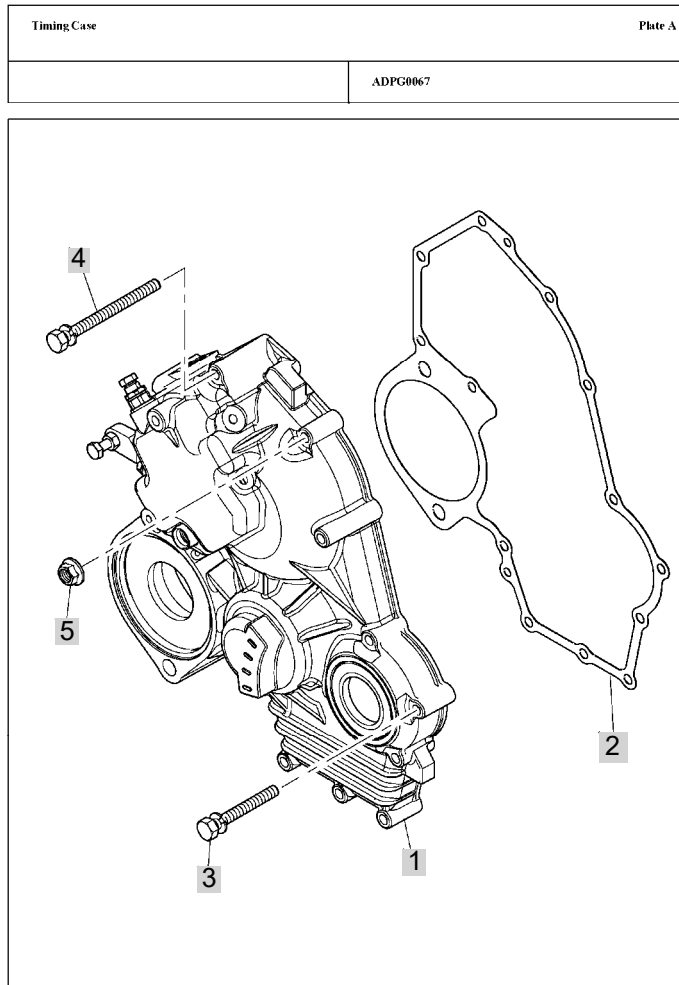
FIG 109

T603ST

Timing Case

년/월
Year/Month

2020.11



Page 40

NOTE

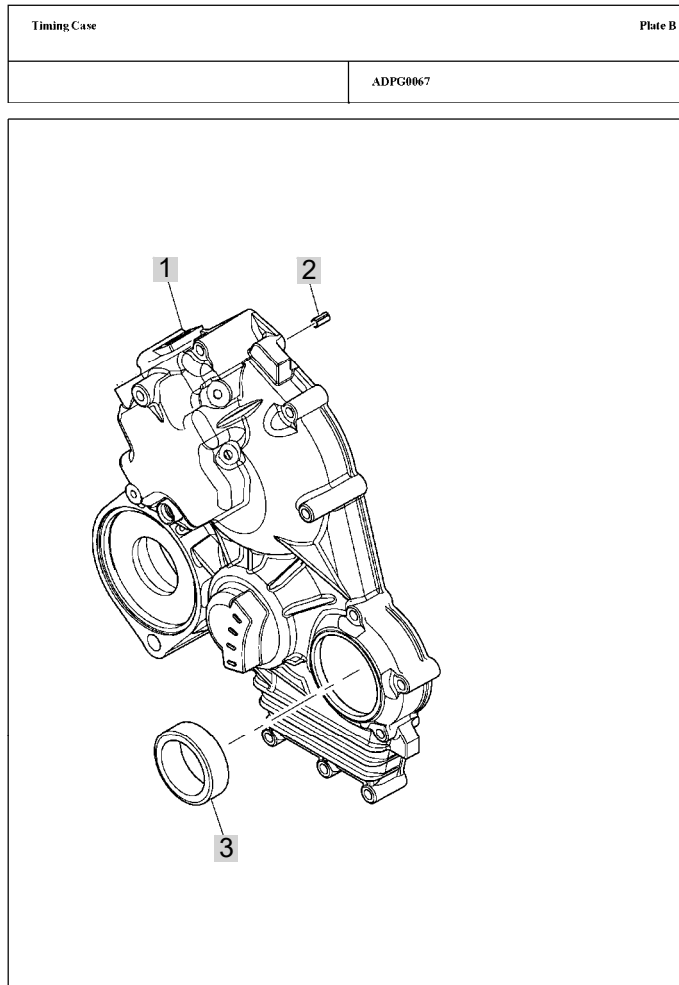
FIG 109-1

T603ST

Timing Case

년/월
Year/Month

2020.11



Page 42

NOTE

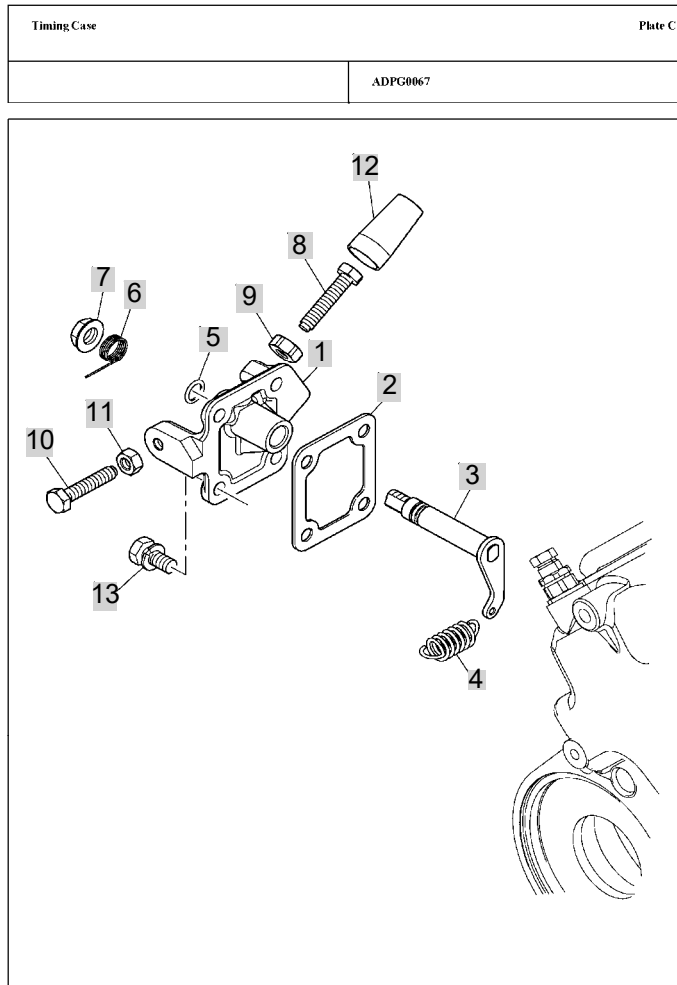
FIG 109-2

T603ST

Timing Case

년/월
Year/Month

2020.11



Page 44

NOTE

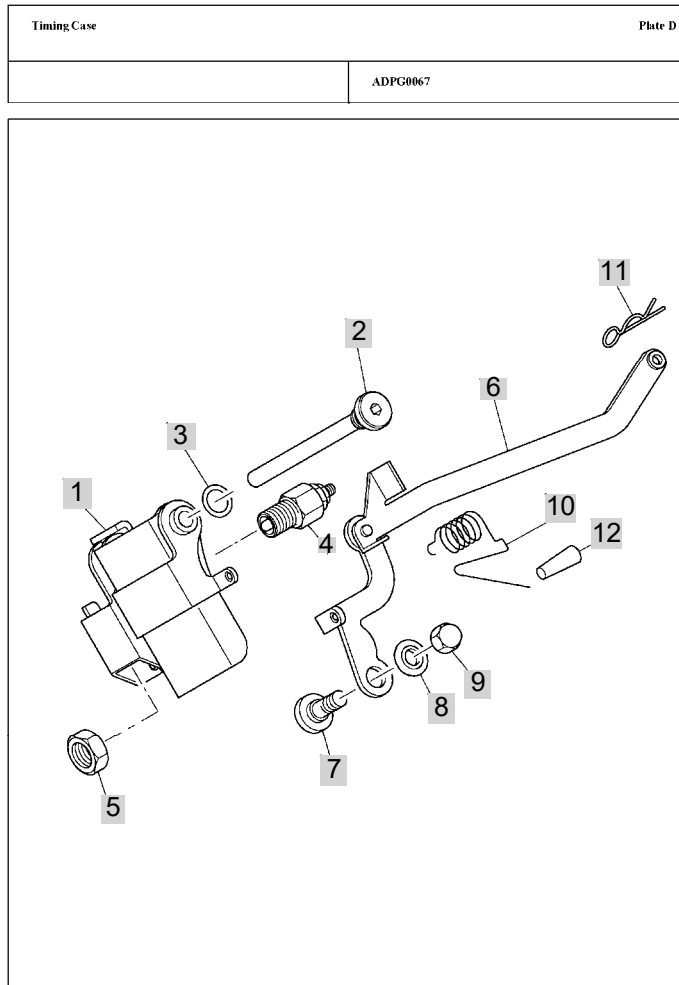
FIG 109-3

T603ST

Timing Case

년/월
Year/Month

2020.11



Page 46

NOTE

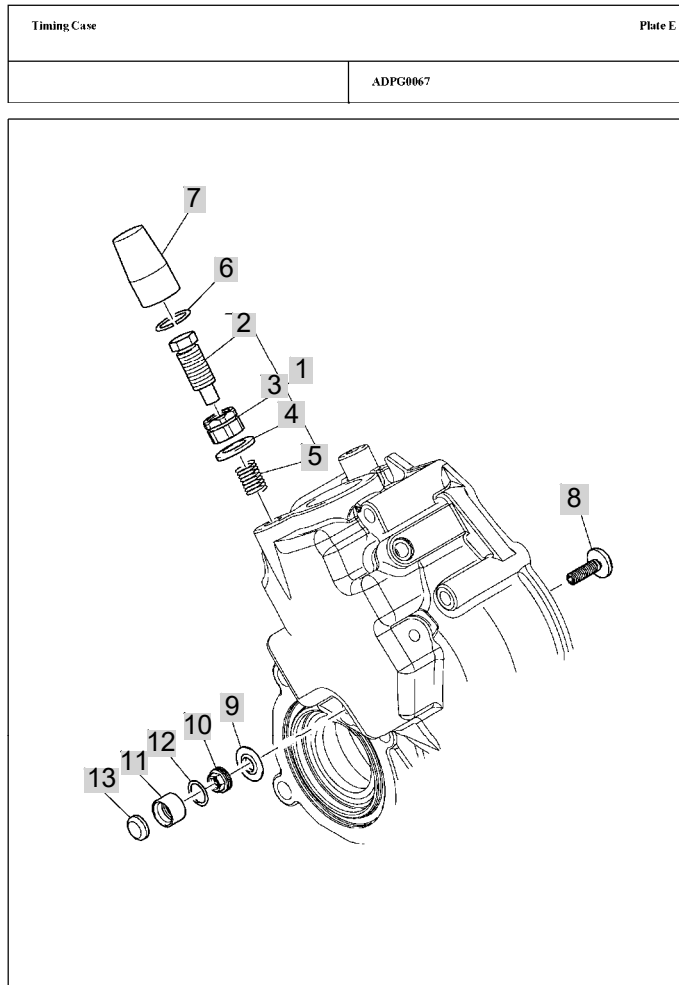
FIG 109-4

T603ST

Timing Case

년/월
Year/Month

2020.11



Page 48

NOTE

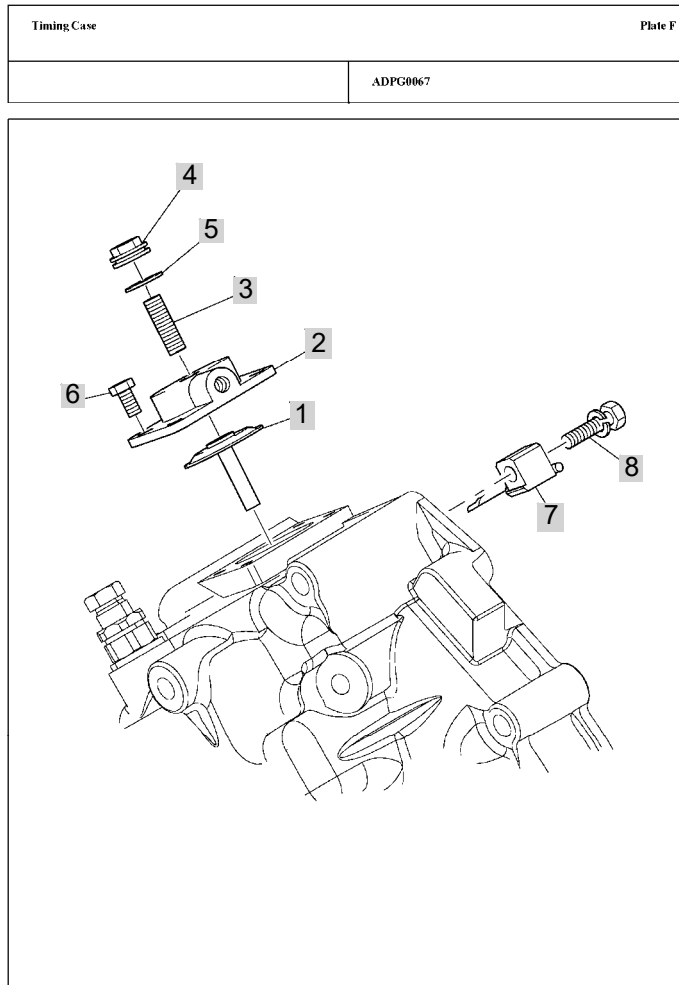
FIG 109-5

T603ST

Timing Case

년/월
Year/Month

2020.11



Page 50

NOTE

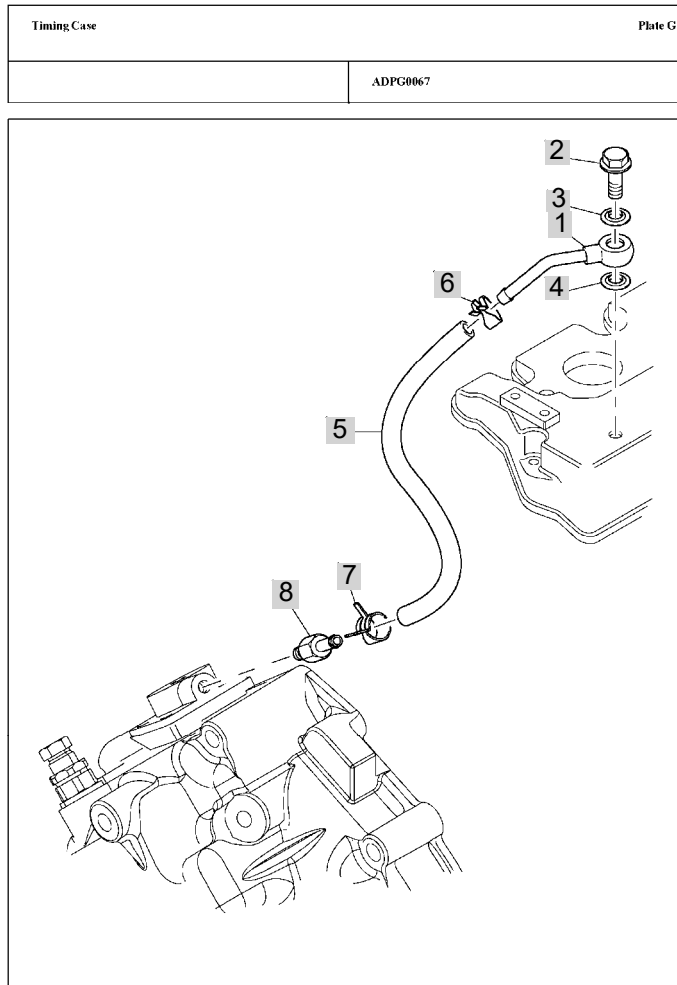
FIG 109-6

T603ST

Timing Case

년/월
Year/Month

2020.11



Page 52

NOTE

FIG 110


T603ST

Miscellaneous

년/월
Year/Month

2020.11

Miscellaneous	Plate D
	ADPG0067



Page 54

NOTE

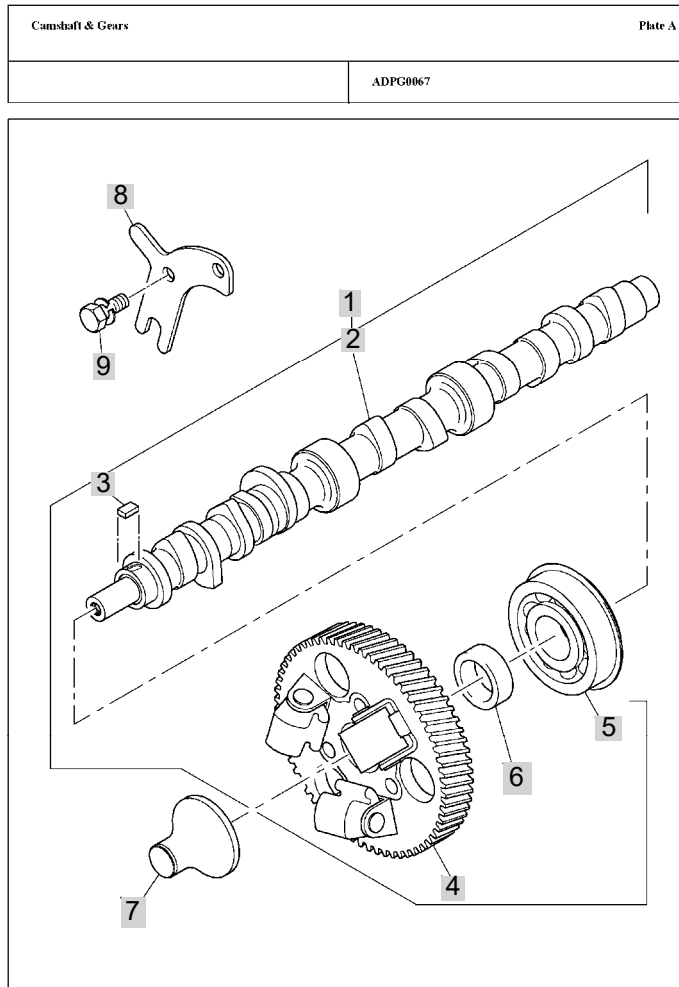
FIG 111

T603ST

Camshaft & Gears

년/월
Year/Month

2020.11



Page 56

NOTE

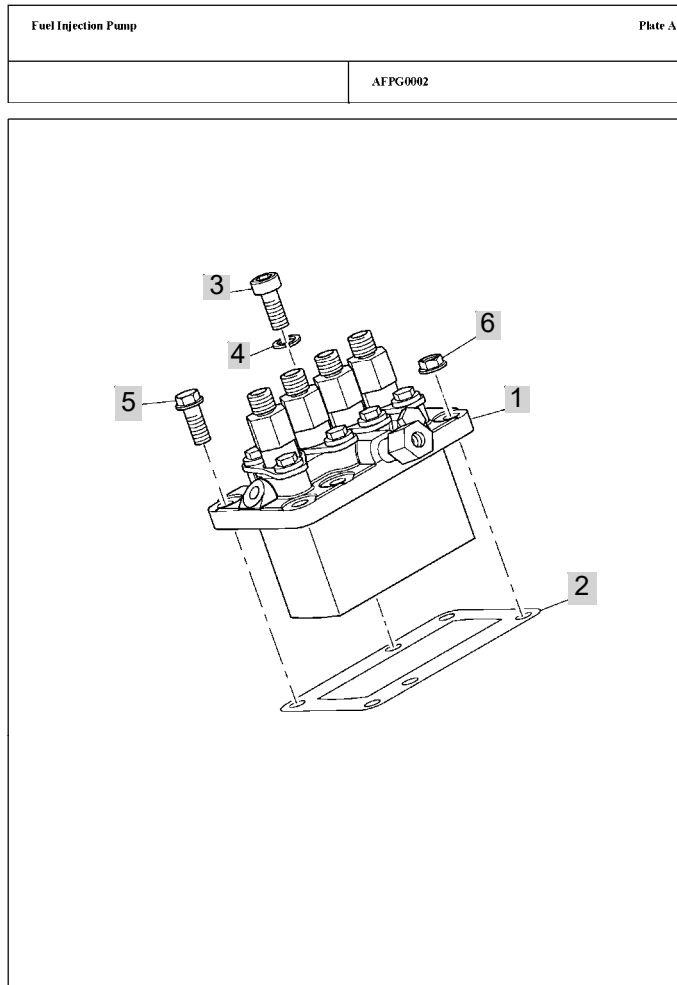
FIG 112

T603ST

Fuel Injection Pump

년/월
Year/Month

2020.11



Page 58

NOTE

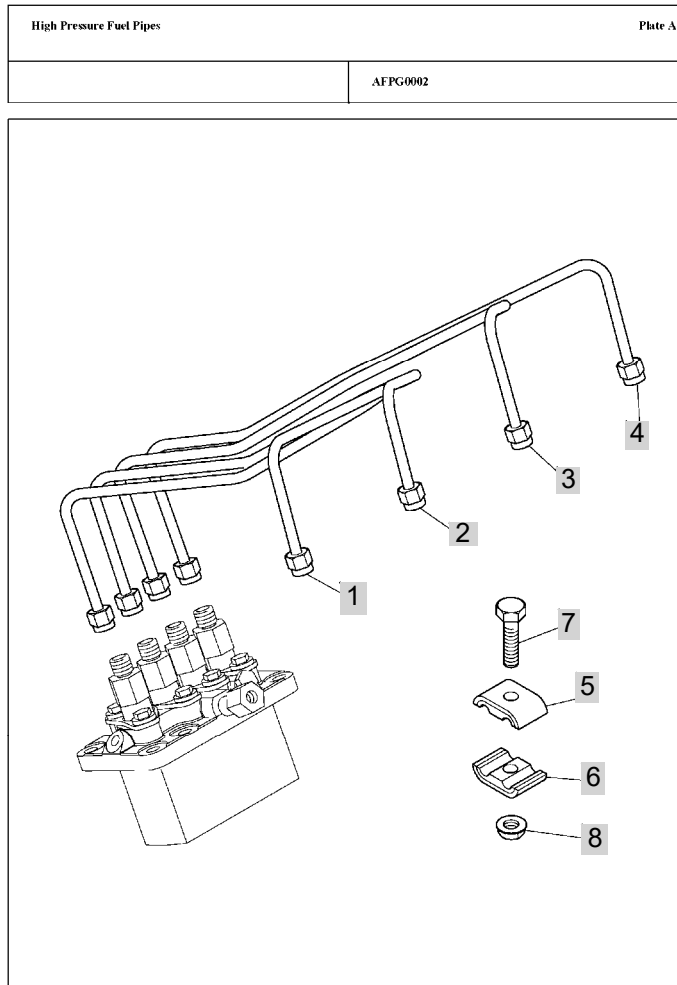
FIG 113

T603ST

High Pressure Fuel Pipes

년/월
Year/Month

2020.11



Page 60

NOTE

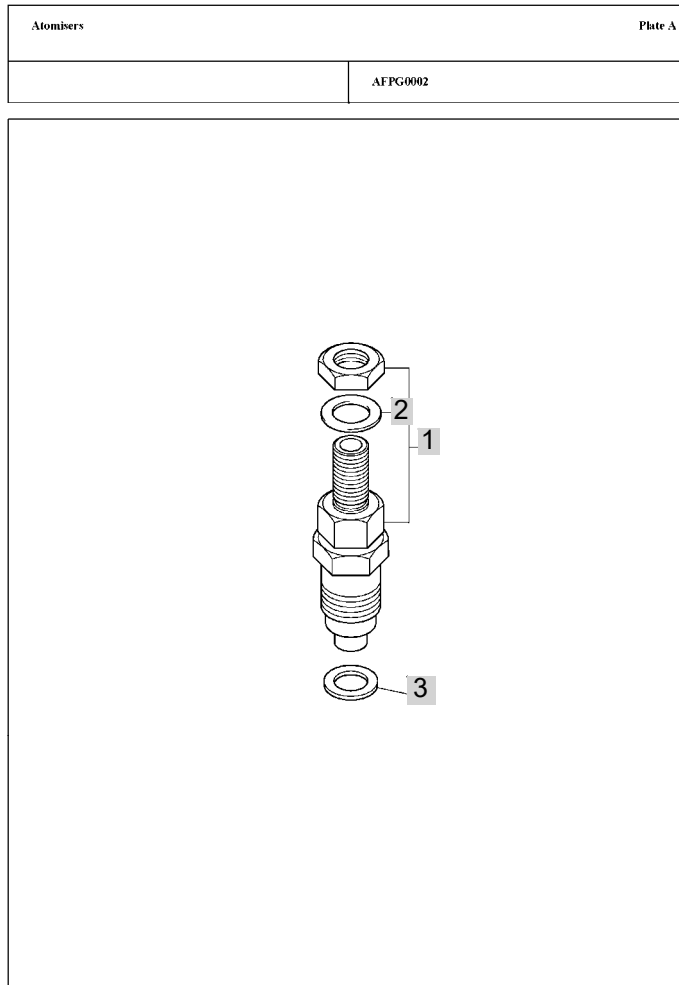
FIG 114

T603ST

Atomisers

년/월
Year/Month

2020.11



Page 62

NOTE

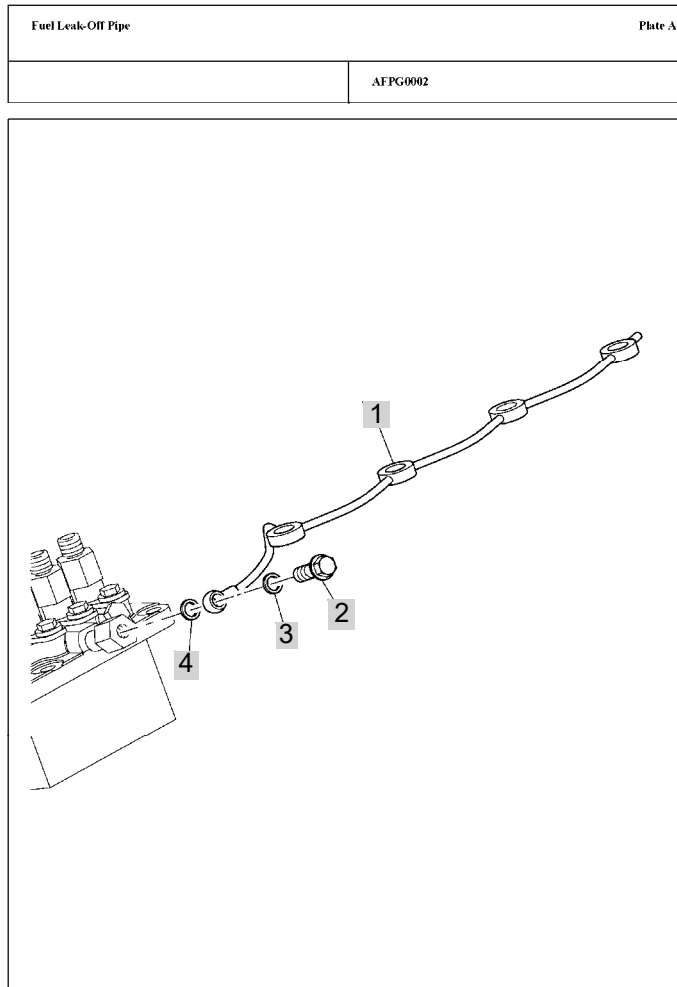
FIG 115

T603ST

Fuel Leak-Off Pipe

년/월
Year/Month

2020.11



Page 64

NOTE

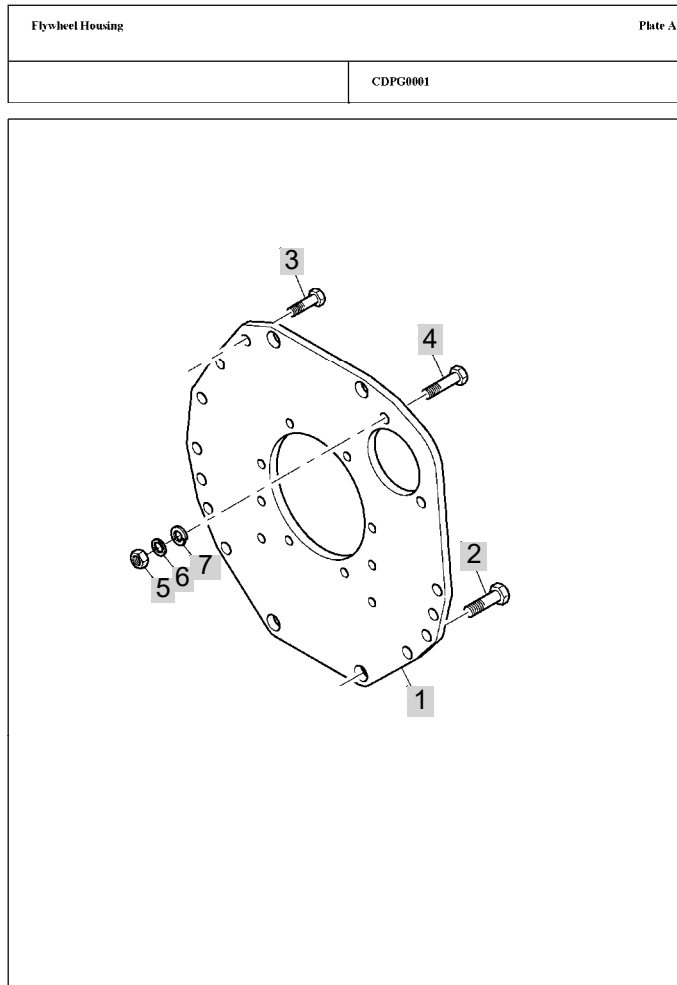
FIG 116

T603ST

Flywheel Housing

년/월
Year/Month

2020.11



Page 66

NOTE

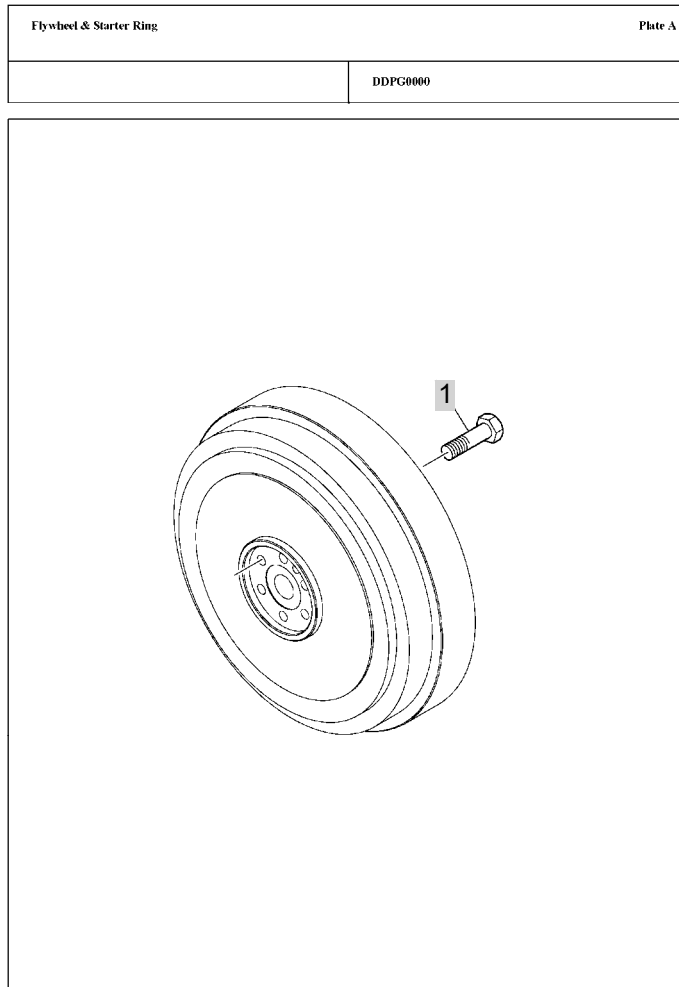
FIG 117

T603ST

Flywheel & Starter Ring

년/월
Year/Month

2020.11



Page 68

NOTE

FIG 118

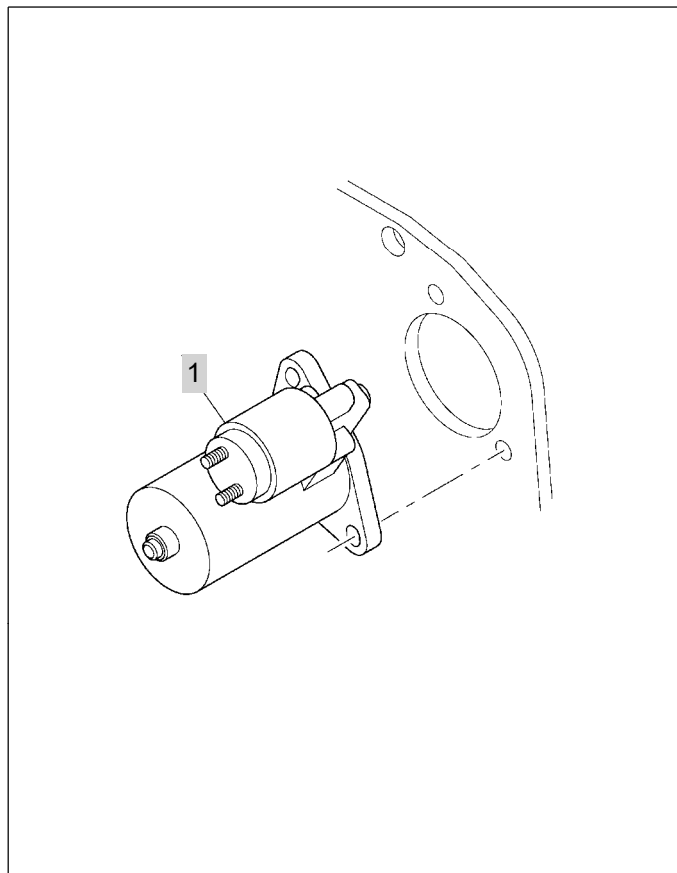
T603ST

STARTER MOTOR

년/월
Year/Month

2020.11

Starter Motor	Plate A
EDPG0001	



Page 70

NOTE

FIG 119

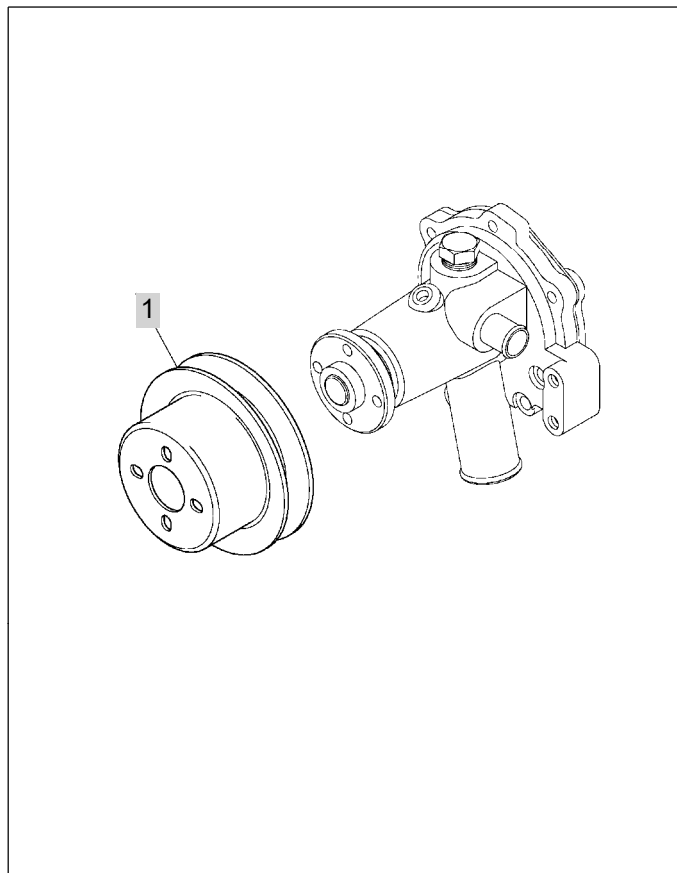
T603ST

Pulleys

년/월
Year/Month

2020.11

Pulleys	Plate A
FBPG0001	



Page 72

NOTE

FIG 119 T603ST		Pulleys						년/월 Year/Month	REMARKS
								2020.11	
KEY NO		PART NO	DESCRIPTION	SPEC	QTY	REPAIR	EFFECTIVE DATE		
119	1	145336620	WATER PUMP PULLEY		1				
NOTE									

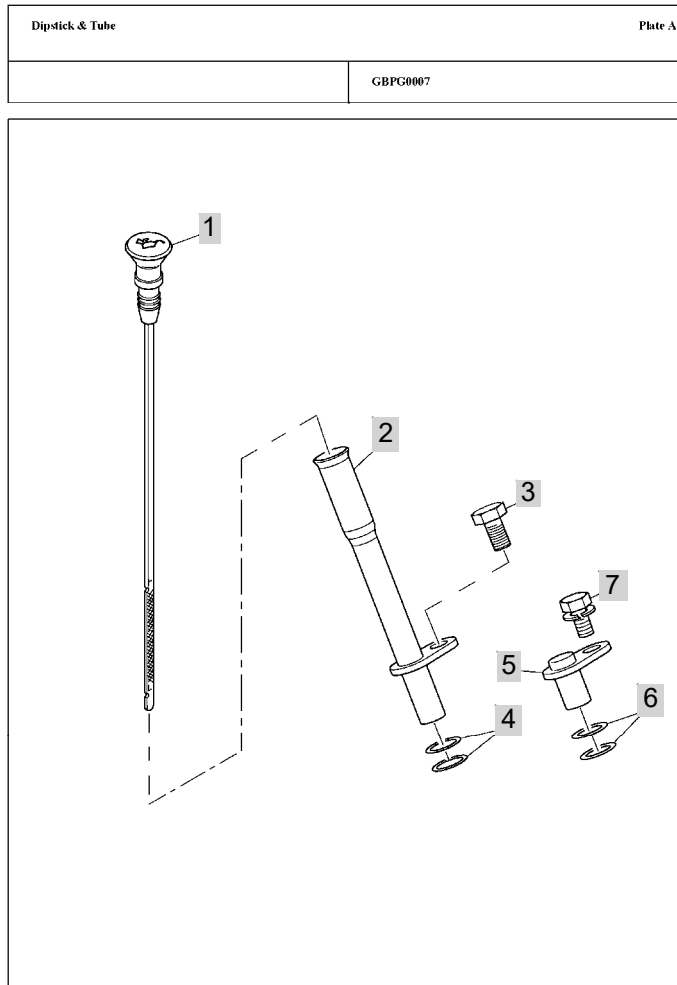
FIG 120

T603ST

Dipstick & Tube

년/월
Year/Month

2020.11



Page 74

NOTE

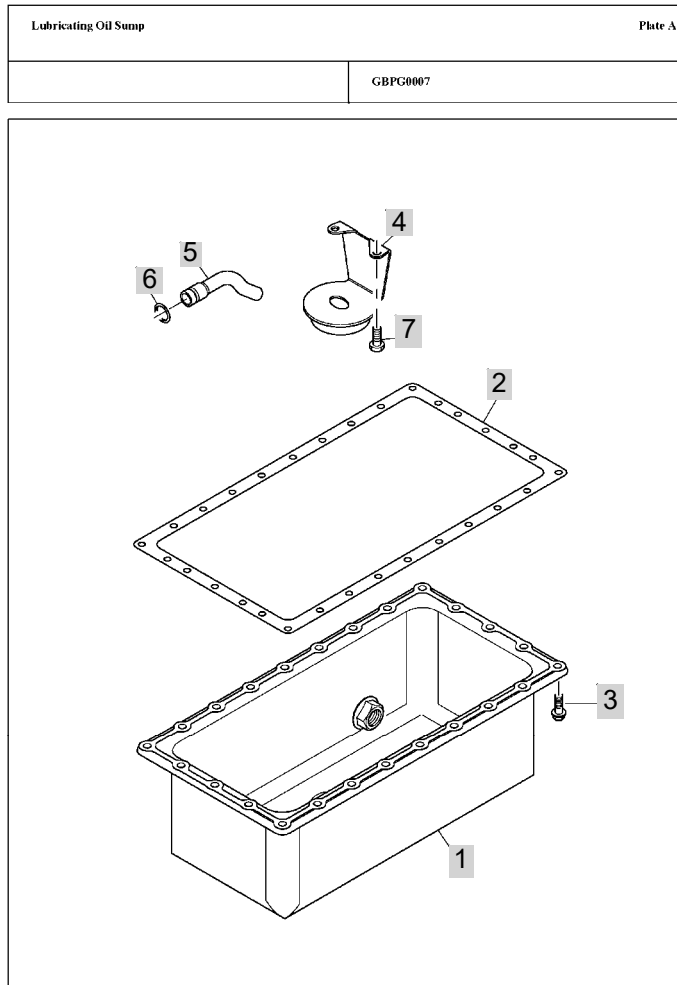
FIG 121

T603ST

Lubricating Oil Sump

년/월
Year/Month

2020.11



Page 76

NOTE

FIG 121		Lubricating Oil Sump						년/월 Year/Month
T603ST								2020.11
KEY NO	PART NO	DESCRIPTION		SPEC	QTY	REPAIR	EFFECTIVE DATE	REMARKS
121	1	110706820	SUMP			1		
121	2	110996920	GASKET - SUMP			1		
121	3	010109235	SCREW			30		
121	4	140406650	STRAINER			1		
121	5	140986980	OIL PIPE			1		
121	6	052109076	SEAL - O RING			1		
121	7	011310612	SCREW			2		
NOTE								

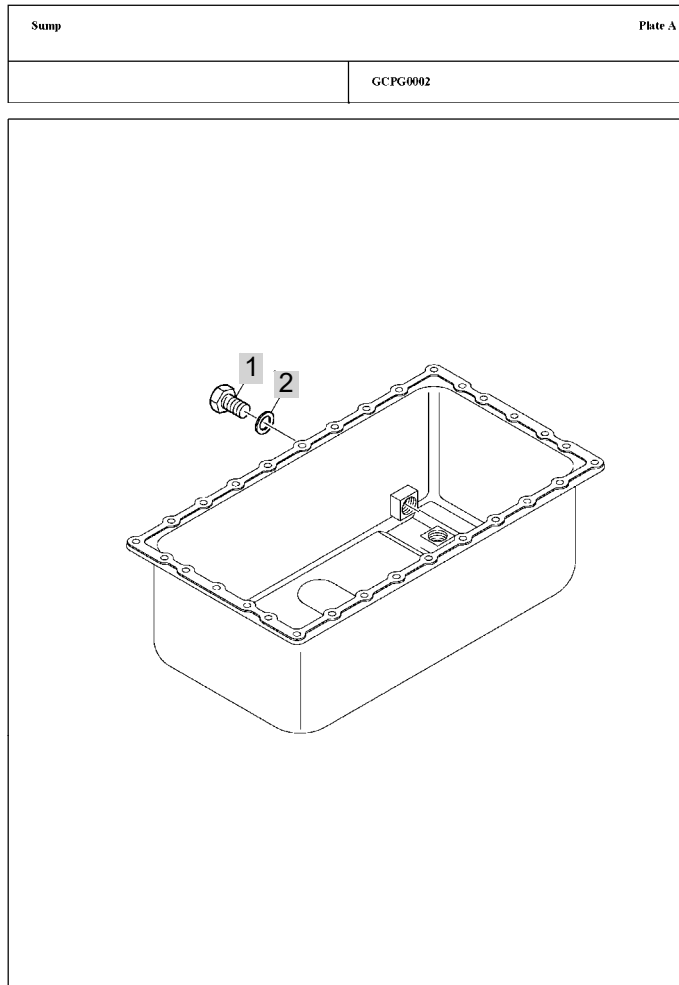
FIG 122

T603ST

Sump

년/월
Year/Month

2020.11



Page 78

NOTE

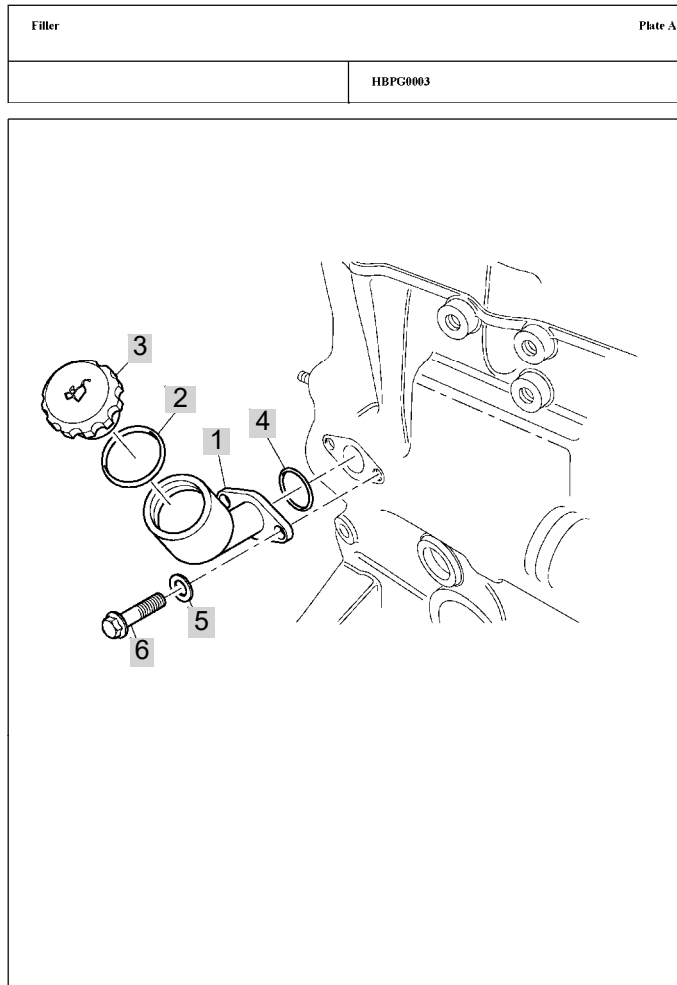
FIG 123

T603ST

Filler

년/월
Year/Month

2020.11



Page 80

NOTE

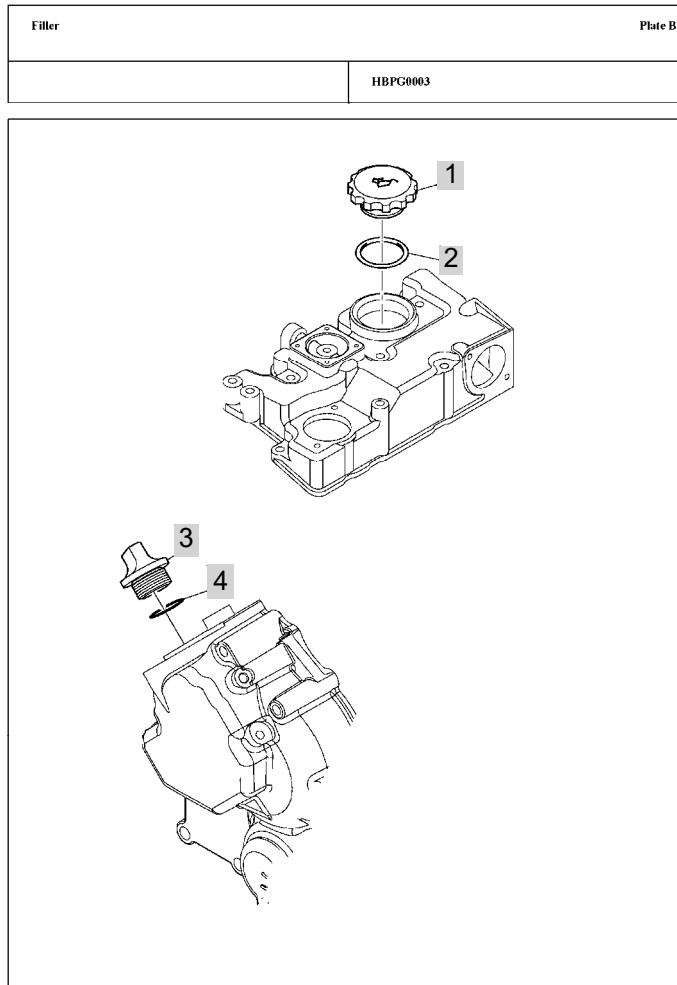
FIG 123-1

T603ST

Filler

년/월
Year/Month

2020.11



Page 82

NOTE

FIG 124

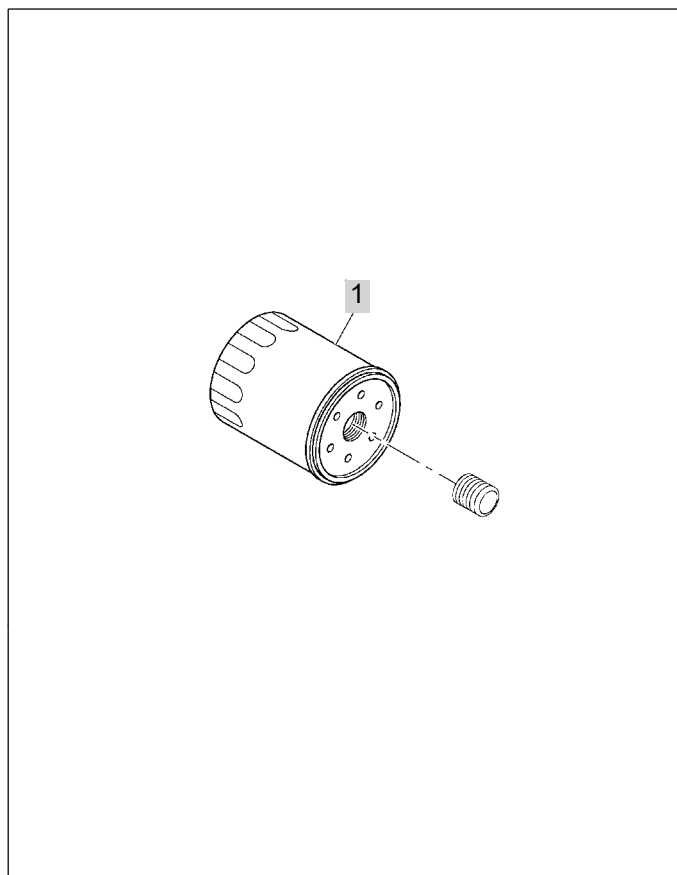
T603ST

Oil Filter

년/월
Year/Month

2020.11

Oil Filter	Plate A
	JBPG0000



Page 84

NOTE

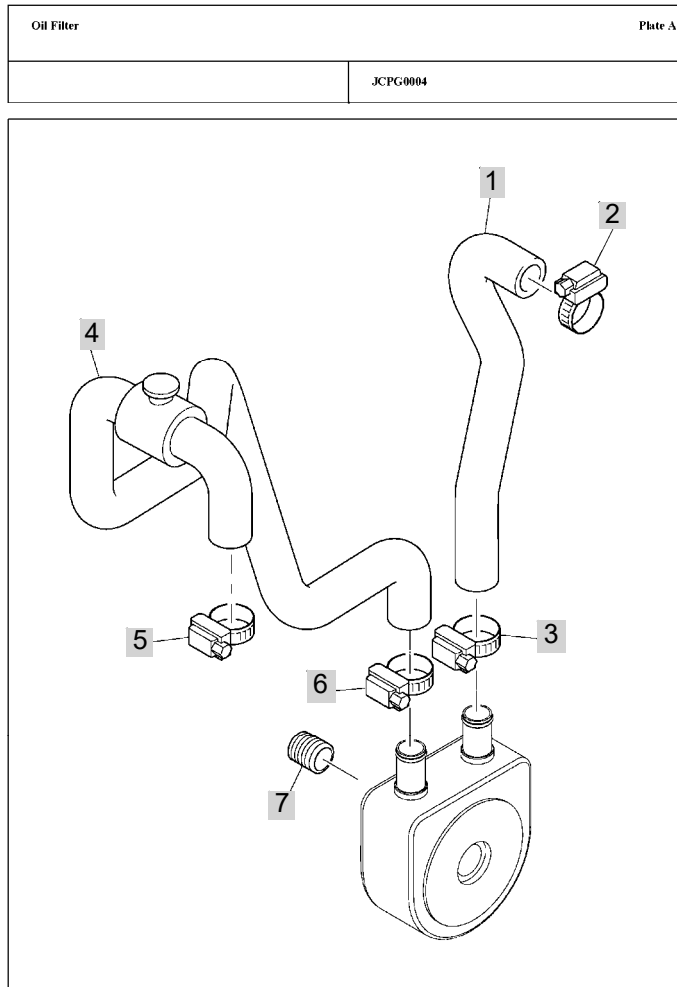
FIG 124-1

T603ST

Oil Filter

년/월
Year/Month

2020.11



Page 86

NOTE

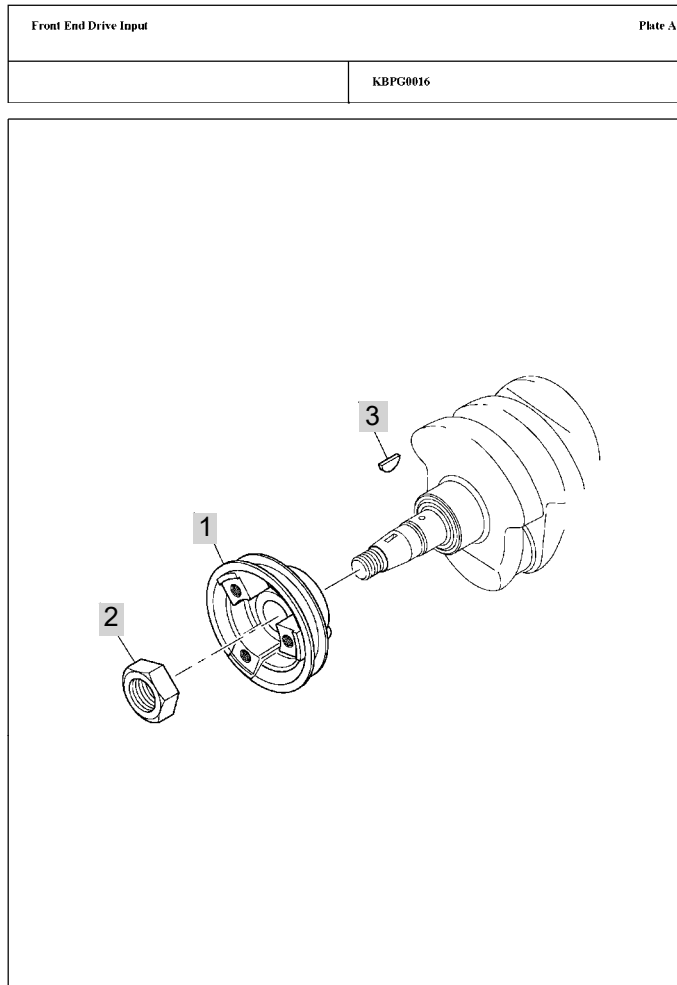
FIG 125

T603ST

Front End Drive Input

년/월
Year/Month

2020.11



Page 88

NOTE

FIG 126

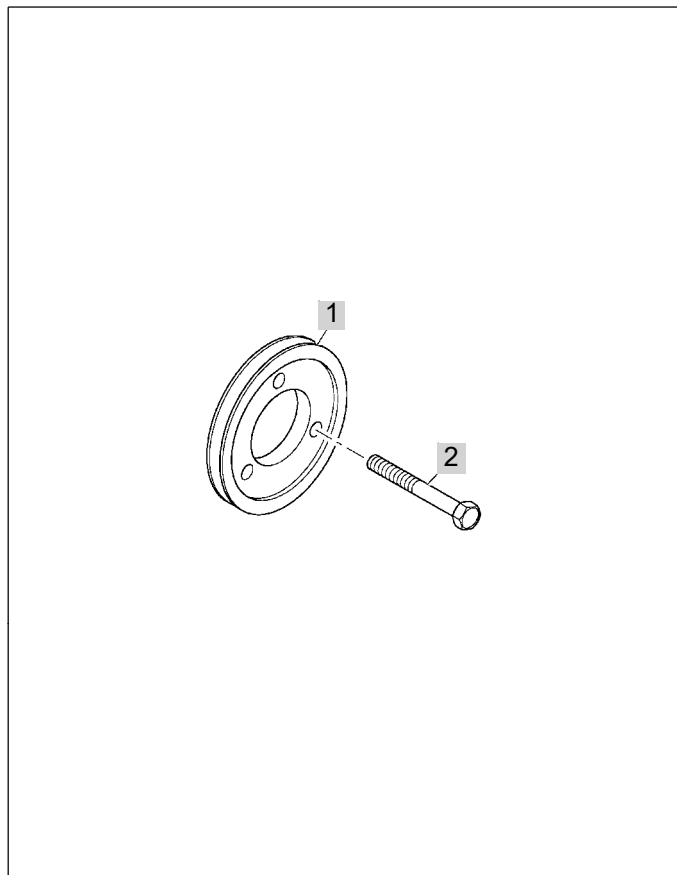
T603ST

Front End Drive Output

년/월
Year/Month

2020.11

Front End Drive Output	Plate A
	KDPG0001



Page 90

NOTE

FIG 126		Front End Drive Output					년/월 Year/Month	
T603ST		2020.11						
KEY NO	PART NO	DESCRIPTION	SPEC	QTY	REPAIR	EFFECTIVE DATE	REMARKS	
126	1	198686220	AUXILIARY PULLEY					
126	2	011511235	BOLT					
NOTE								

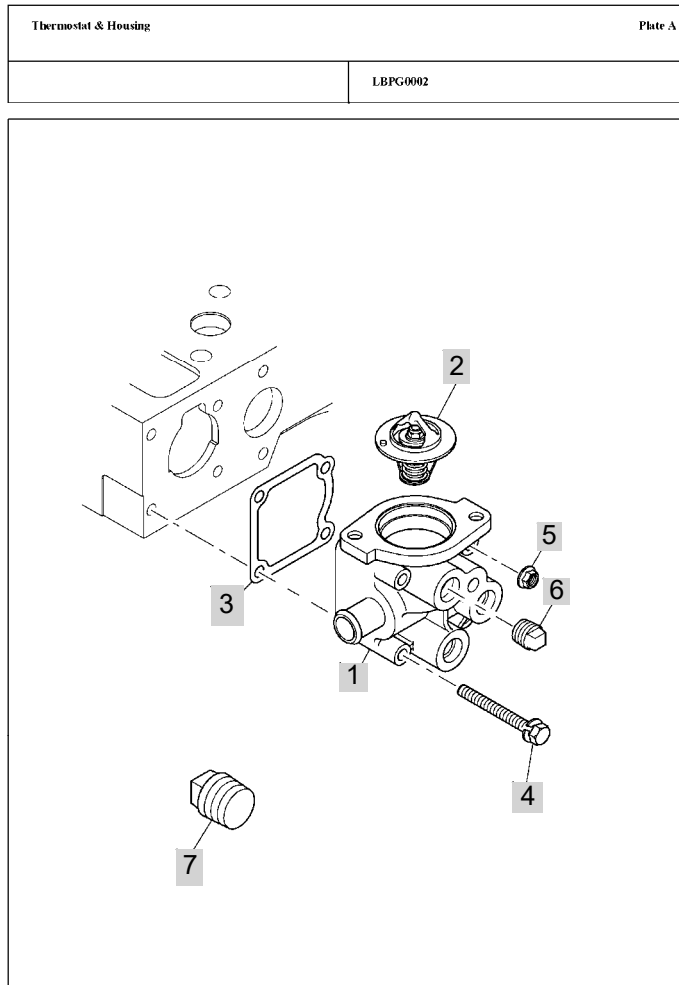
FIG 127

T603ST

Thermostat & Housing

년/월
Year/Month

2020.11



Page 92

NOTE

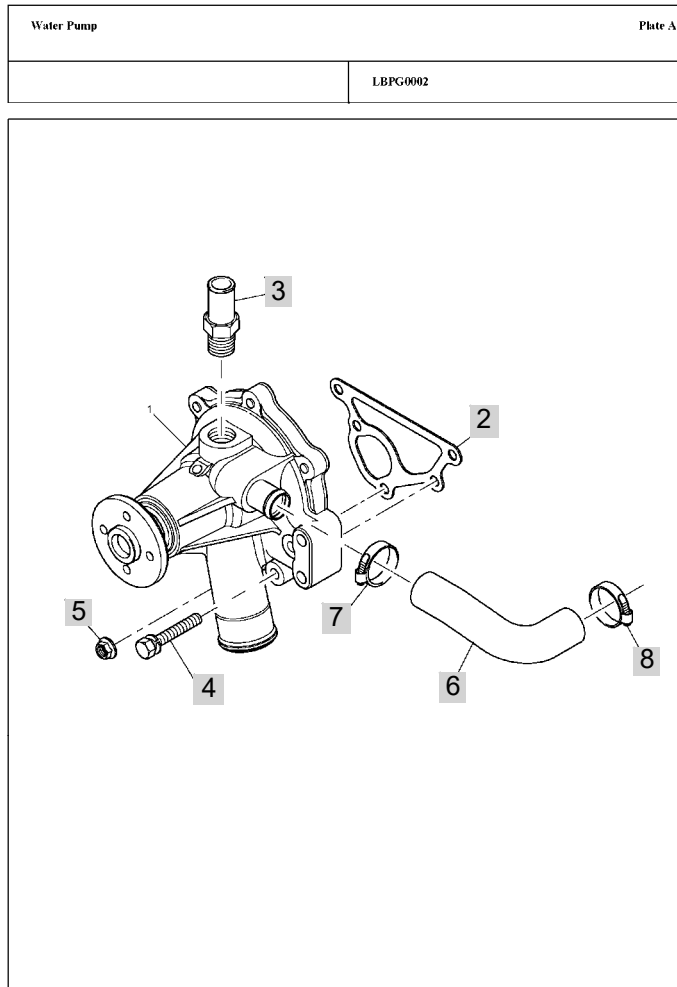
FIG 128

T603ST

Water Pump

년/월
Year/Month

2020.11



Page 94

NOTE

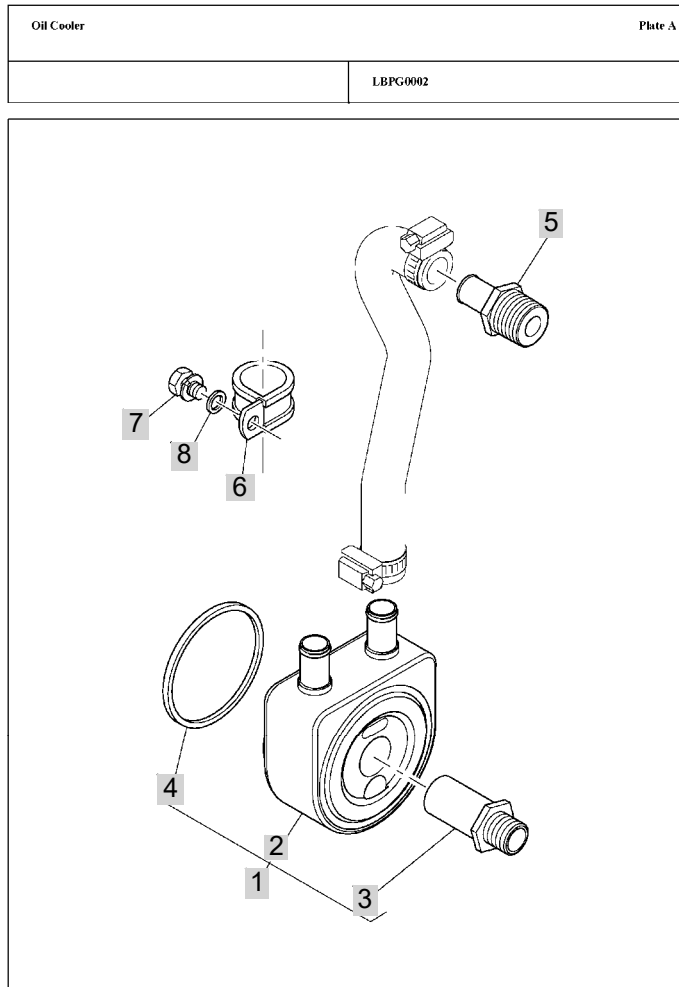
FIG 129

T603ST

Oil Cooler

년/월
Year/Month

2020.11



Page 96

NOTE

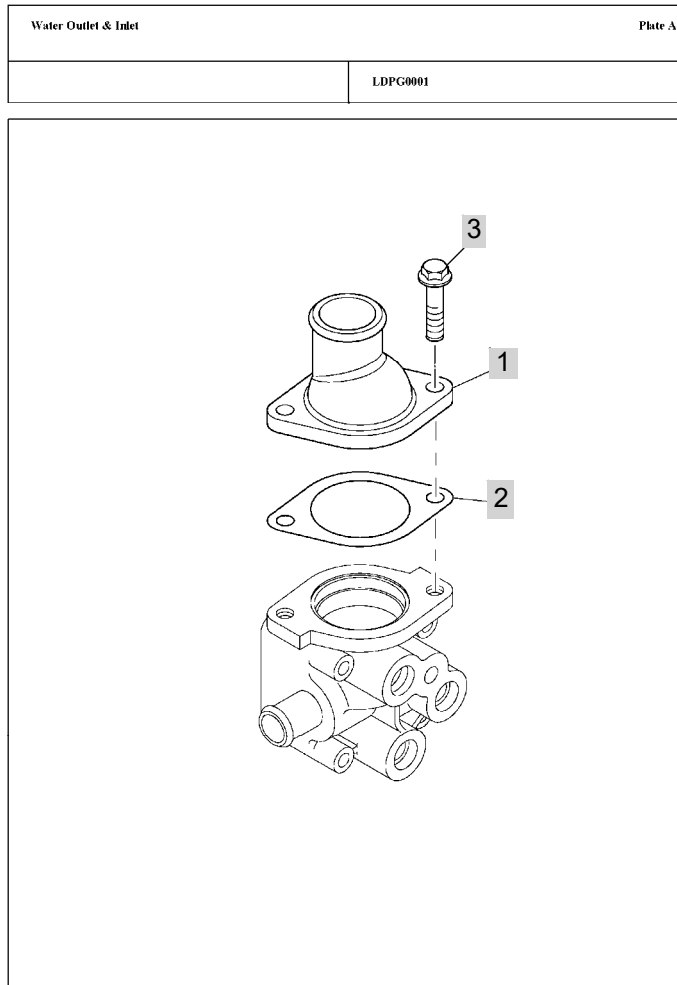
FIG 130

T603ST

Water Outlet & Inlet

년/월
Year/Month

2020.11



Page 98

NOTE

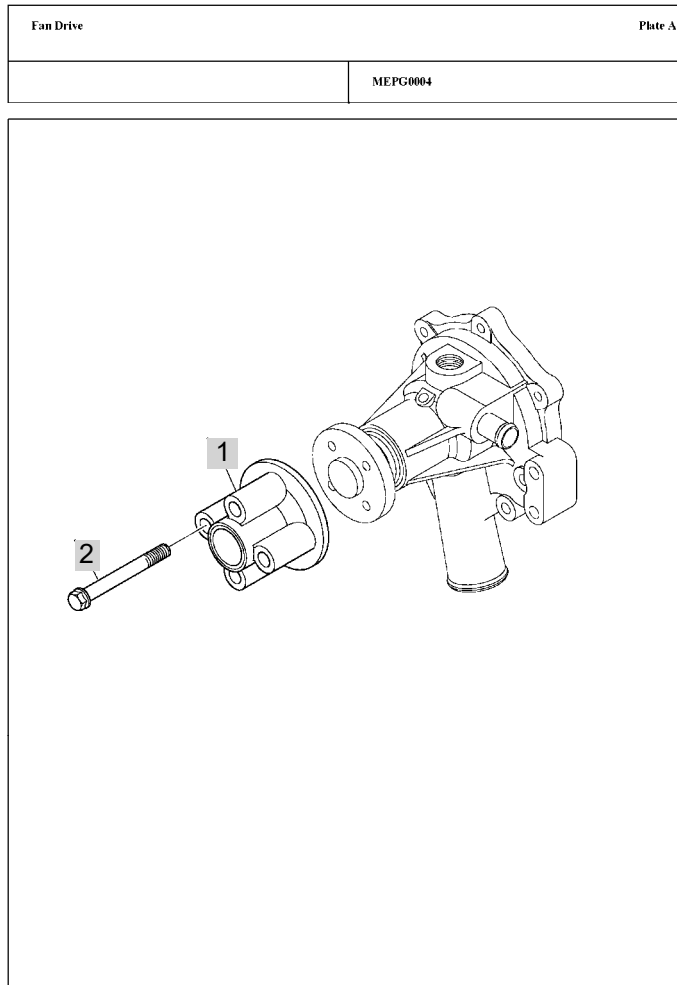
FIG 131

T603ST

Fan Drive

년/월
Year/Month

2020.11



Page 100

NOTE

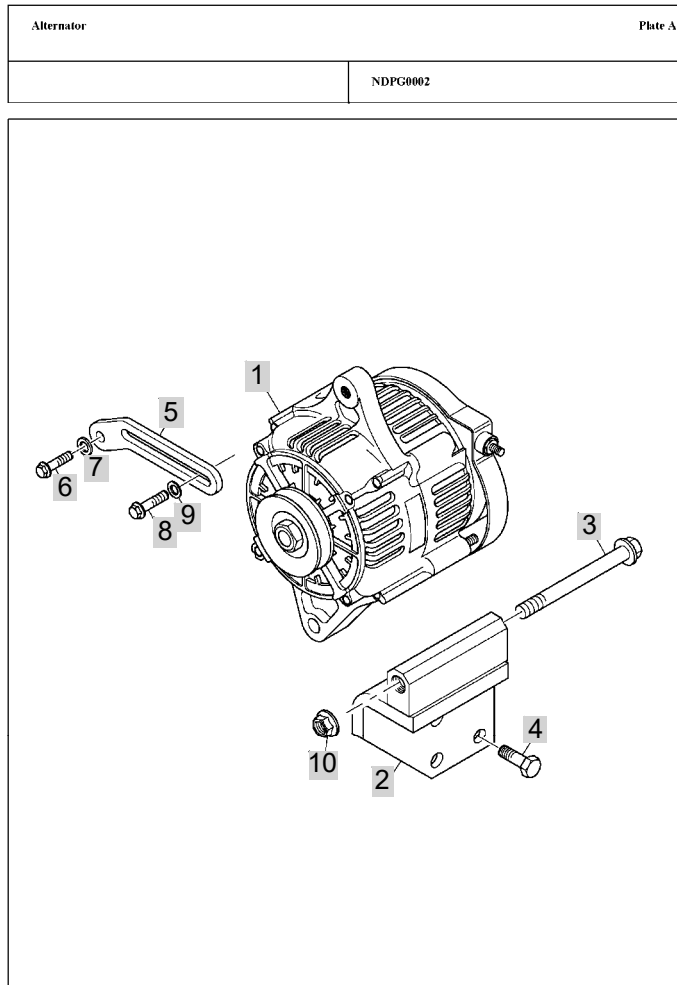
FIG 132

T603ST

Alternator

년/월
Year/Month

2020.11



Page 102

NOTE

FIG 133

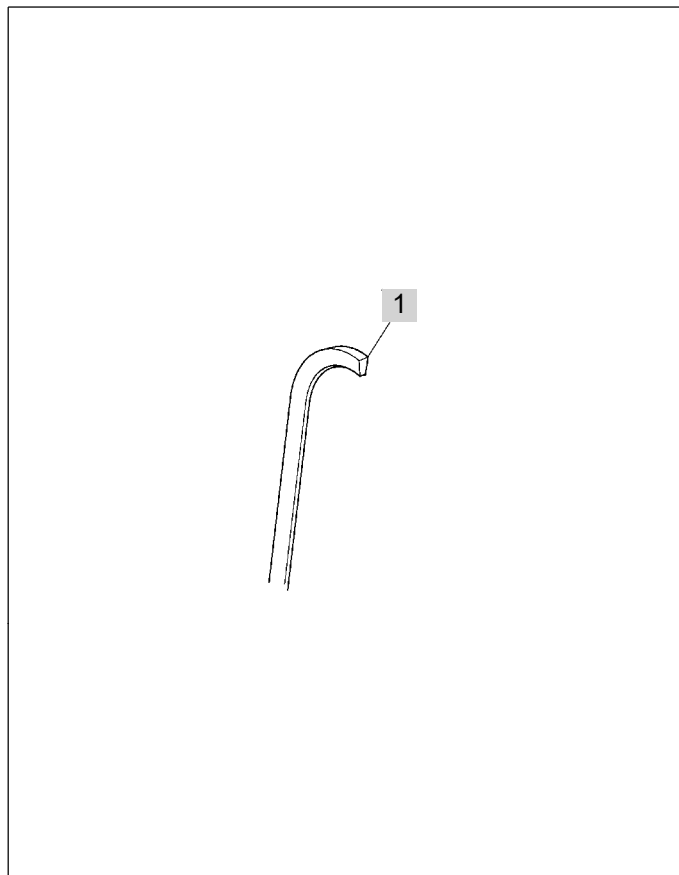
T603ST

Drive Belt & Tensioner

년/월
Year/Month

2020.11

Drive Belt & Tensioner	Plate A
	NEPG0001



Page 104

NOTE

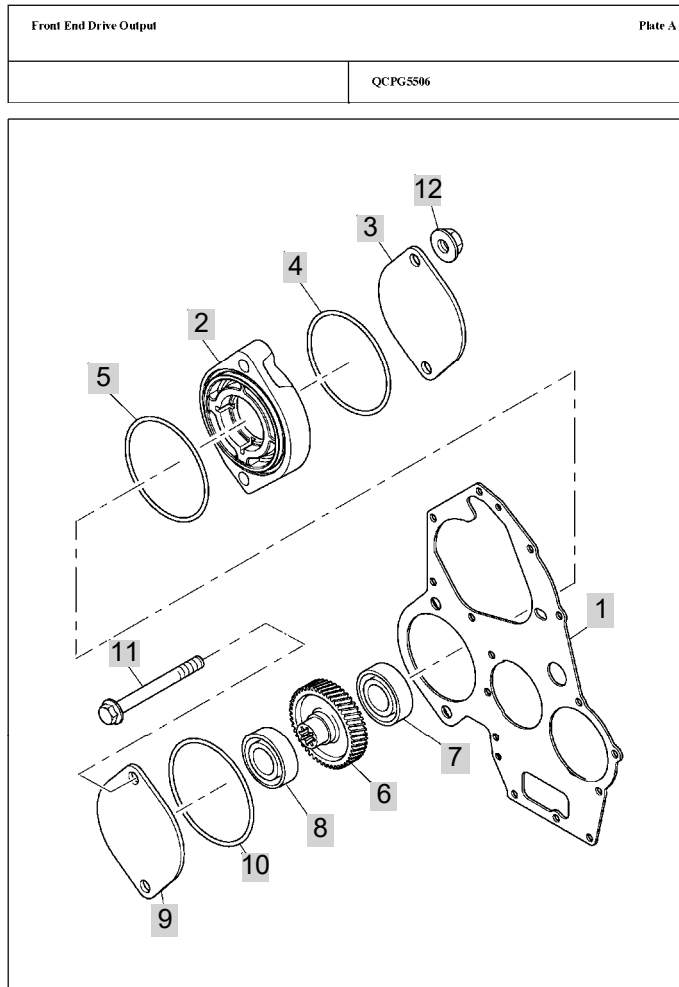
FIG 134

T603ST

Front End Drive Output

년/월
Year/Month

2020.11



Page 106

NOTE

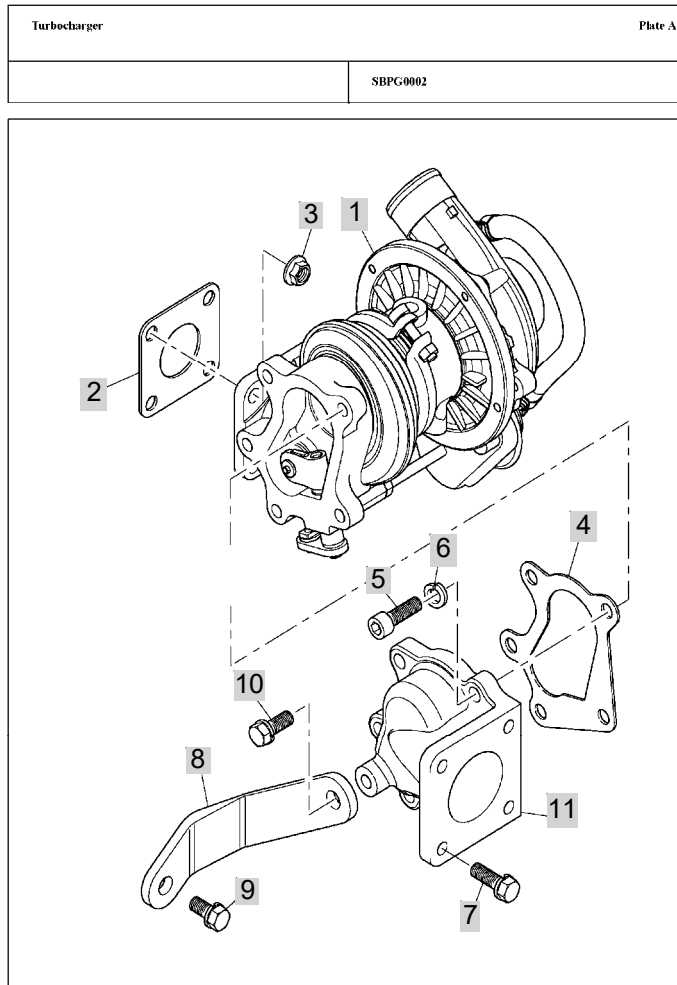
FIG 135

T603ST

Turbocharger

년/월
Year/Month

2020.11



Page 108

NOTE

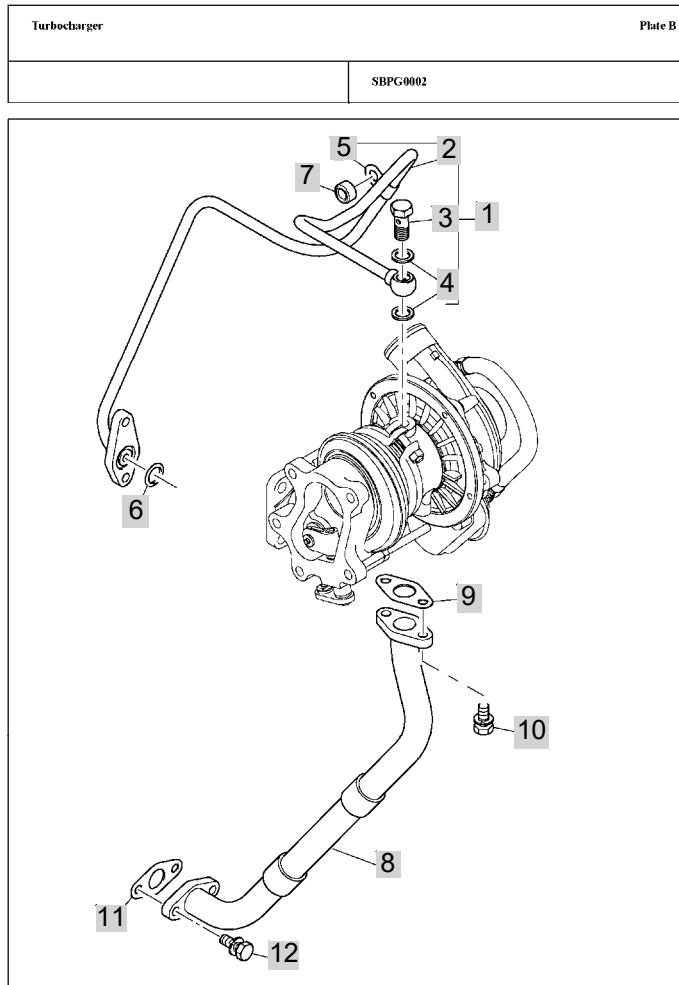
FIG 135-1

Turbocharger

년/월
Year/Month

2020.11

T603ST



Page 110

NOTE

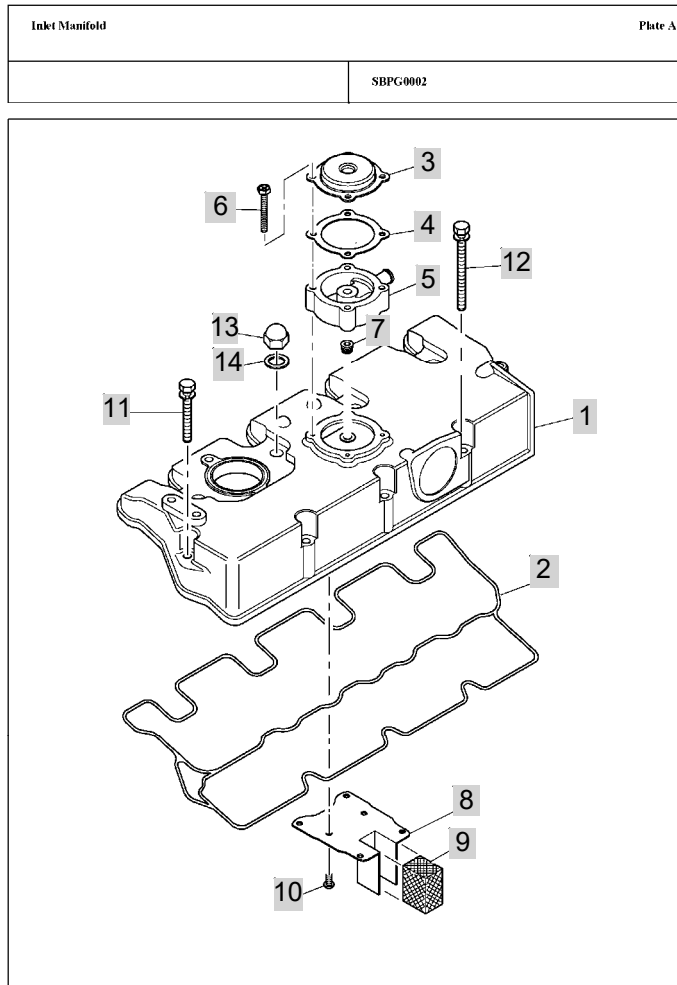
FIG 136

T603ST

Inlet Manifold

년/월
Year/Month

2020.11



Page 112

NOTE

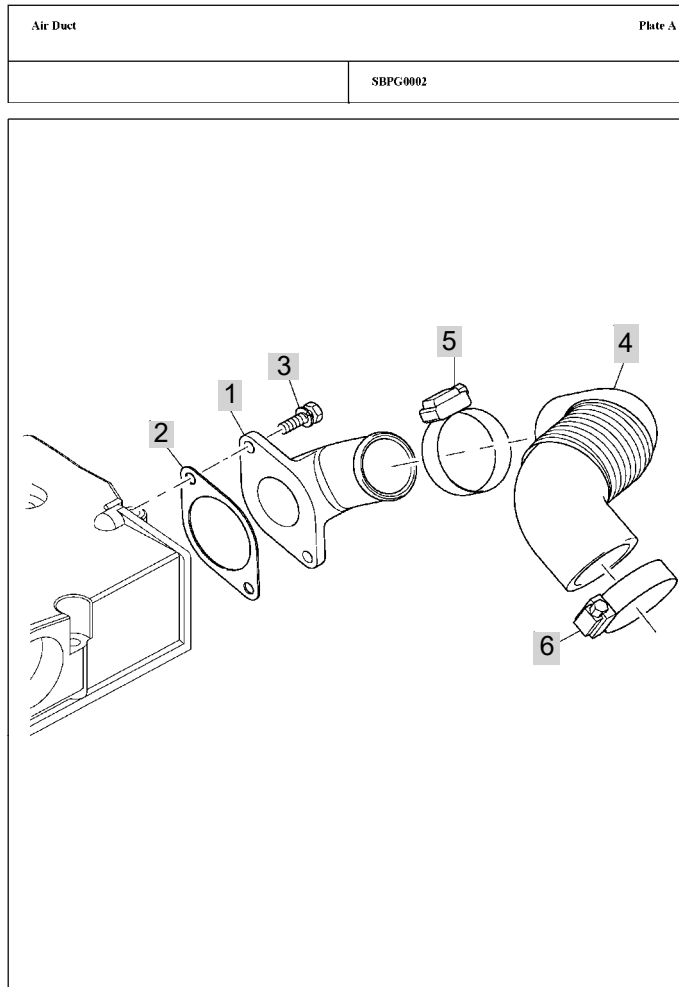
FIG 137

T603ST

Air Duct

년/월
Year/Month

2020.11



Page 114

NOTE

FIG 137 T603ST		Air Duct					년/월 Year/Month	
							2020.11	
KEY NO	PART NO	DESCRIPTION	SPEC	QTY	REPAIR	EFFECTIVE DATE	REMARKS	
137	1	135566500	PIPE - AIR	1				
137	2	135996950	GASKET	1				
137	3	011310620	SCREW	2				
137	4	135597780	HOSE	1				
137	5	0180067	CLIP	1				
137	6	0180067	CLIP	1				
NOTE								

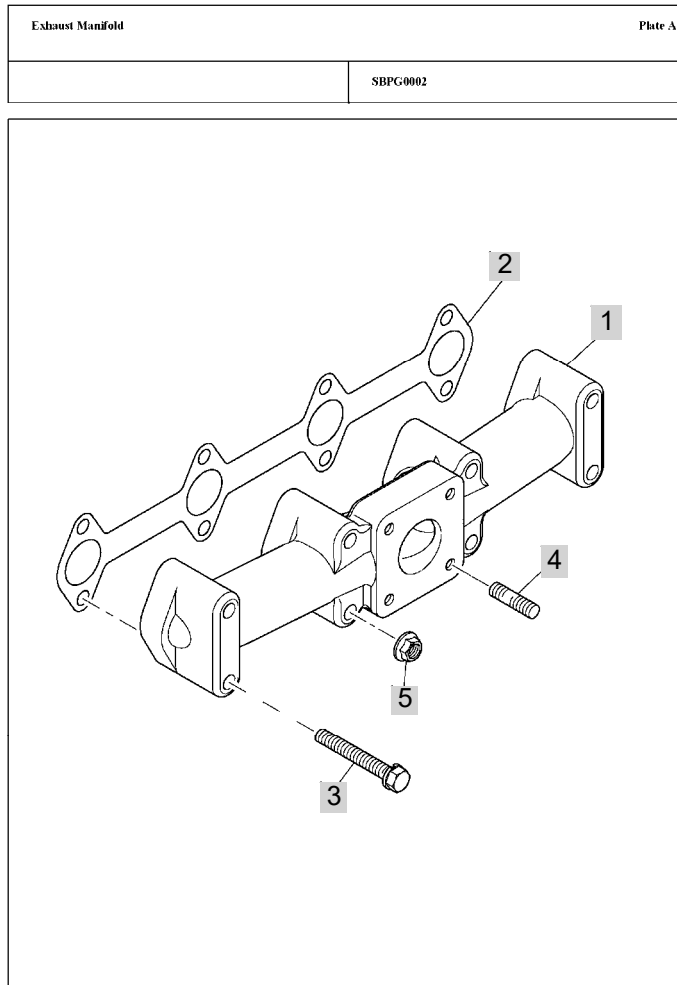
FIG 138

T603ST

Exhaust Manifold

년/월
Year/Month

2020.11



Page 116

NOTE

FIG 138-1

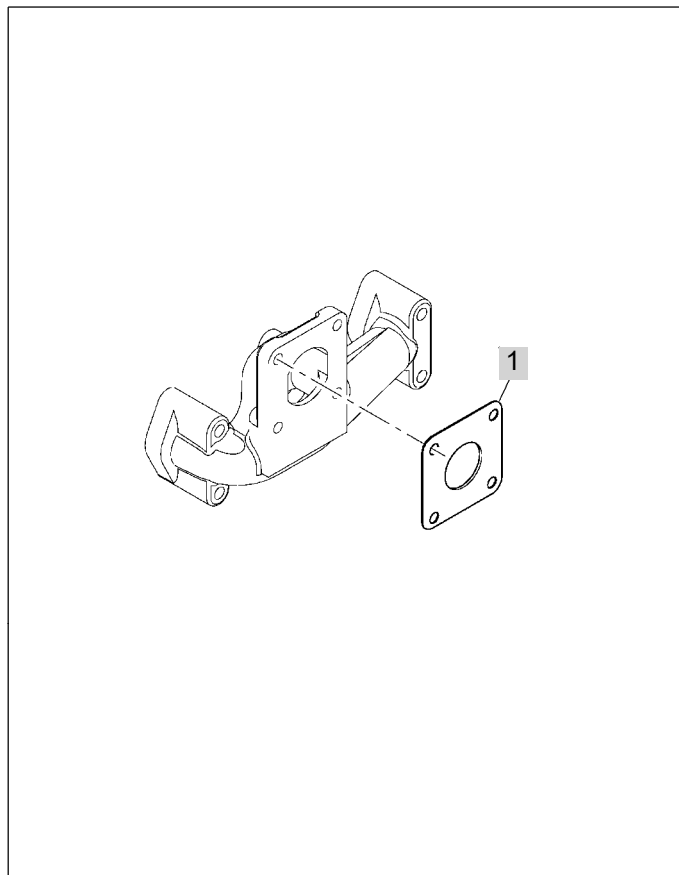
T603ST

Exhaust Manifold

년/월
Year/Month

2020.11

Exhaust Manifold	Plate A
	UDPG5501



Page 118

NOTE

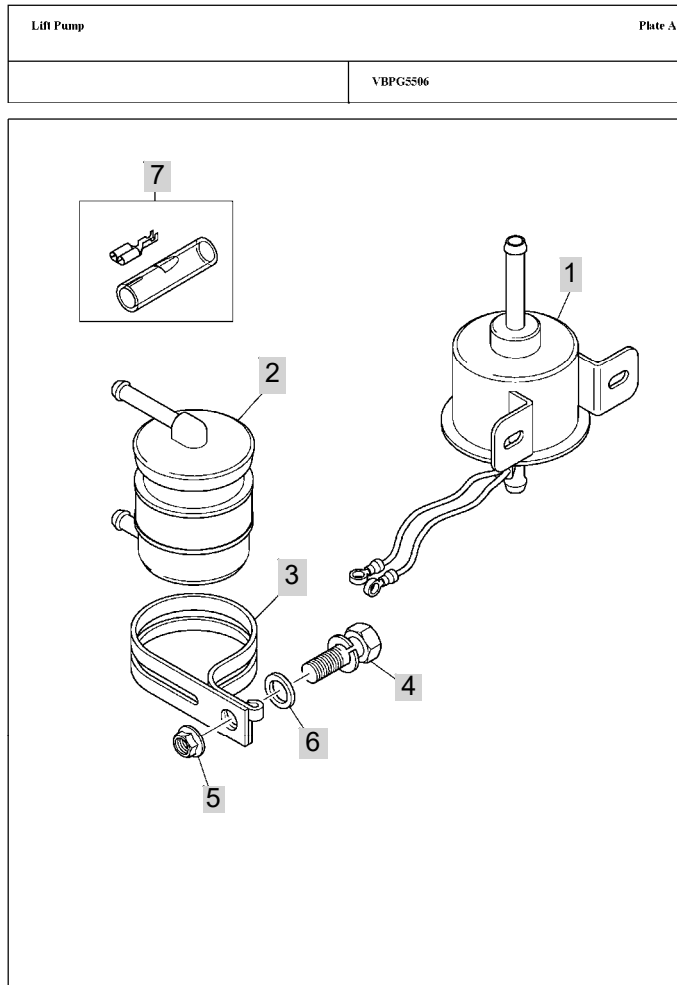
FIG 139

T603ST

Lift Pump

년/월
Year/Month

2020.11



Page 120

NOTE

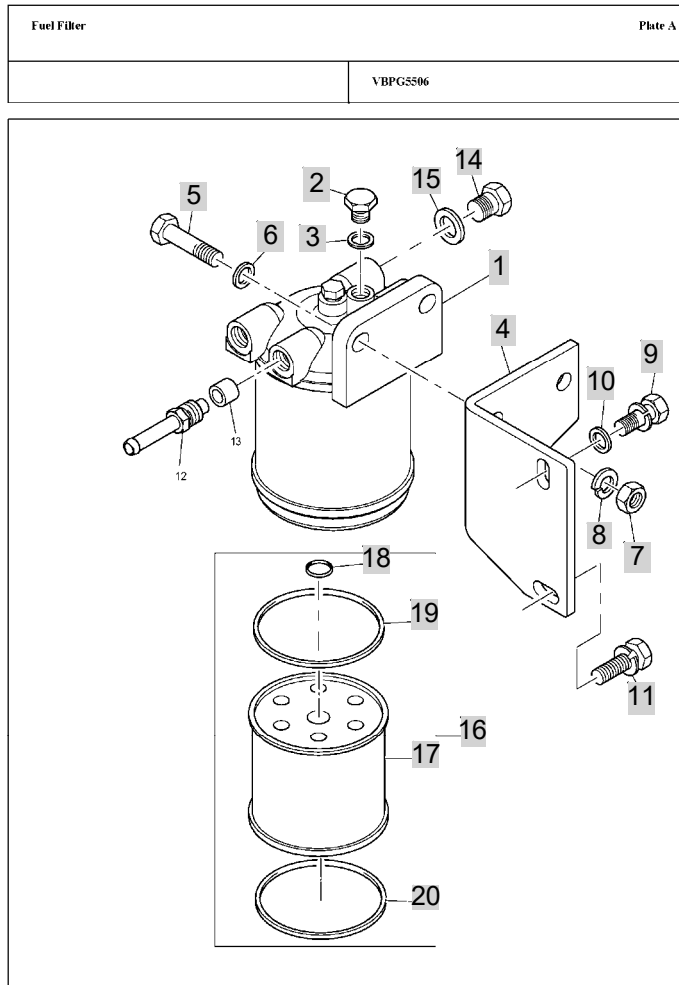
FIG 140

T603ST

Fuel Filter

년/월
Year/Month

2020.11



Page 122

NOTE

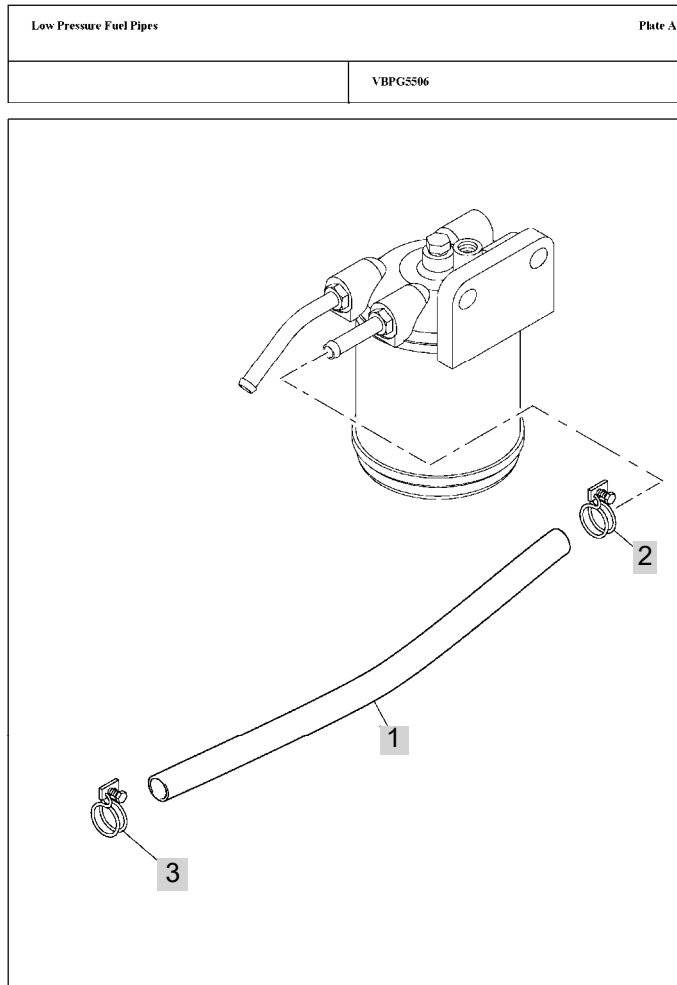
FIG 141

T603ST

Low Pressure Fuel Pipes

년/월
Year/Month

2020.11



Page 124

NOTE

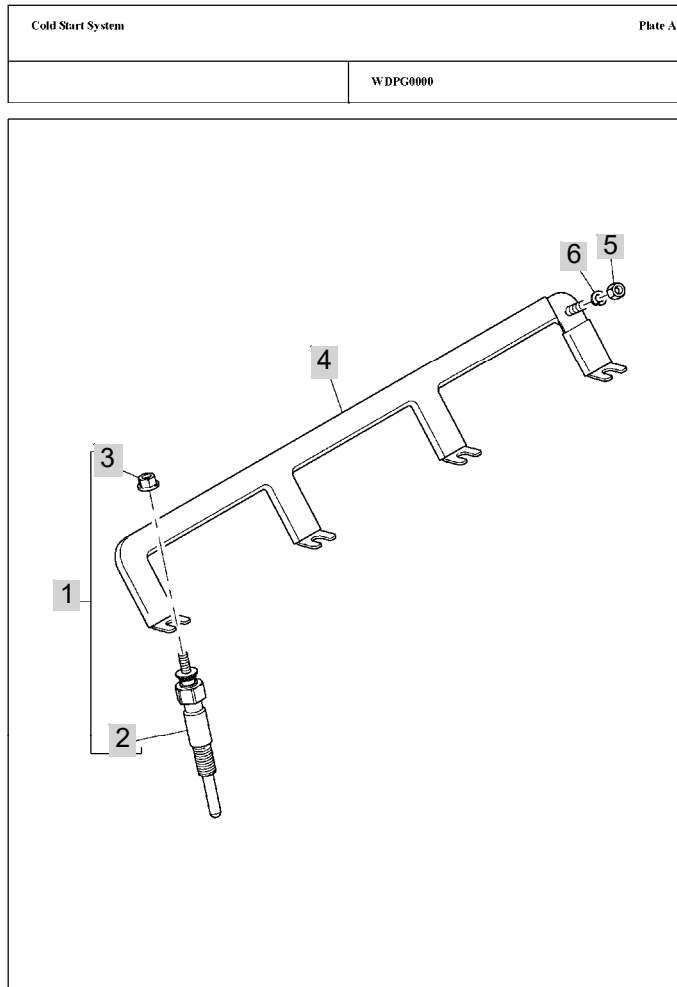
FIG 142

T603ST

Cold Start System

년/월
Year/Month

2020.11



Page 126

NOTE

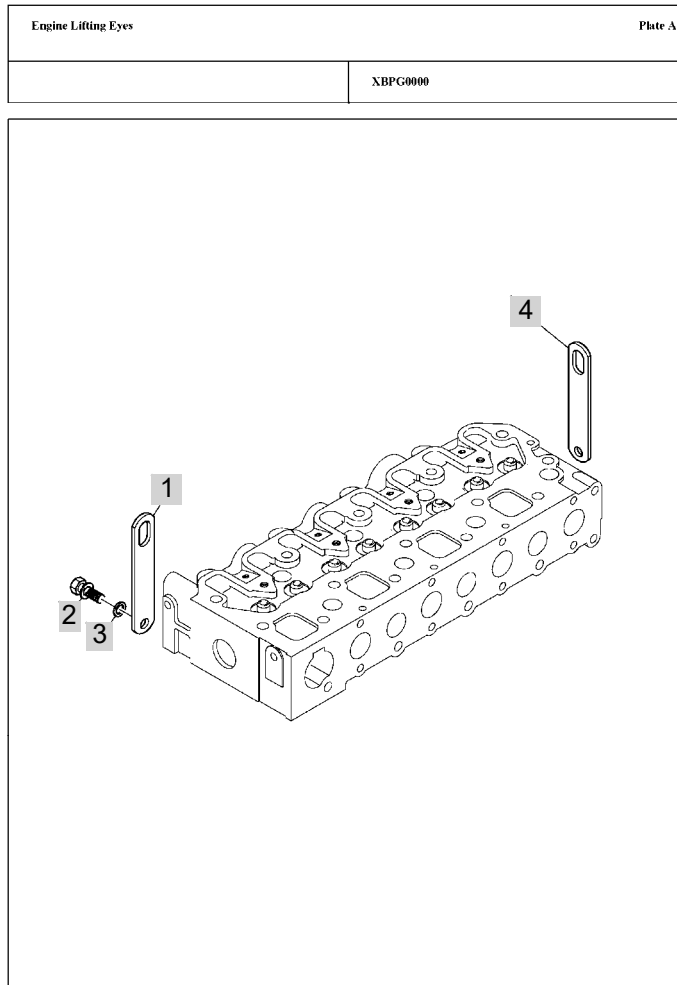
FIG 143

T603ST

Engine Lifting Eyes

년/월
Year/Month

2020.11



Page 128

NOTE

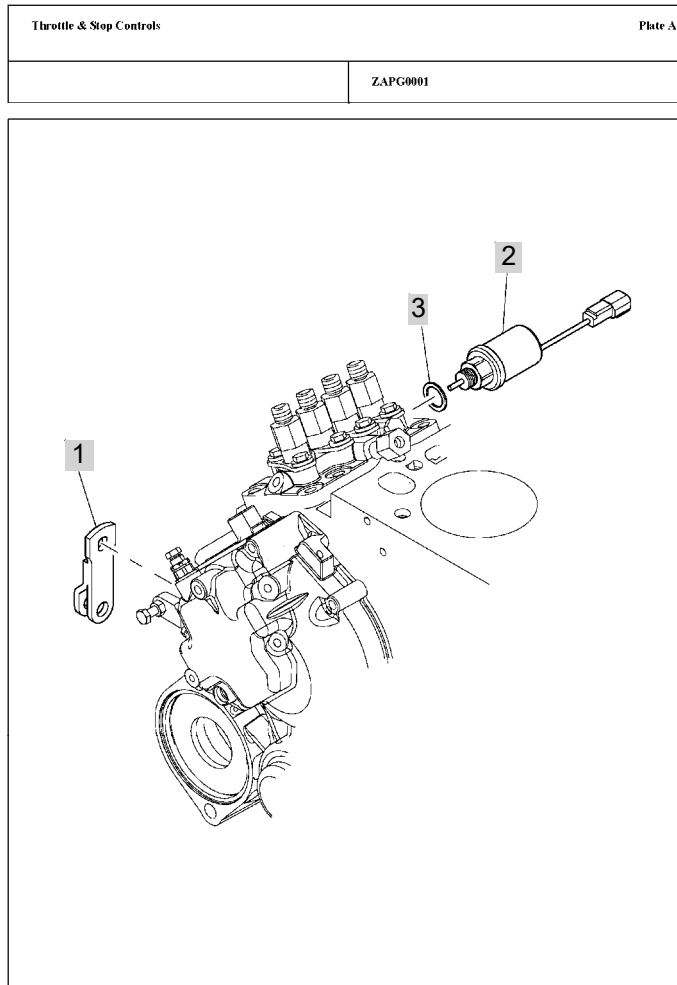
FIG 144

T603ST

Throttle & Stop Controls

년/월
Year/Month

2020.11



Page 130

NOTE

FIG 144		Throttle & Stop Controls						년/월 Year/Month
T603ST								2020.11
KEY NO		PART NO	DESCRIPTION	SPEC	QTY	REPAIR	EFFECTIVE DATE	REMARKS
144	1	125416440	CONTROL LEVER		1			
144	2	185206450	SOLENOID		1			
144	3	025100016	WASHER		1			
NOTE								

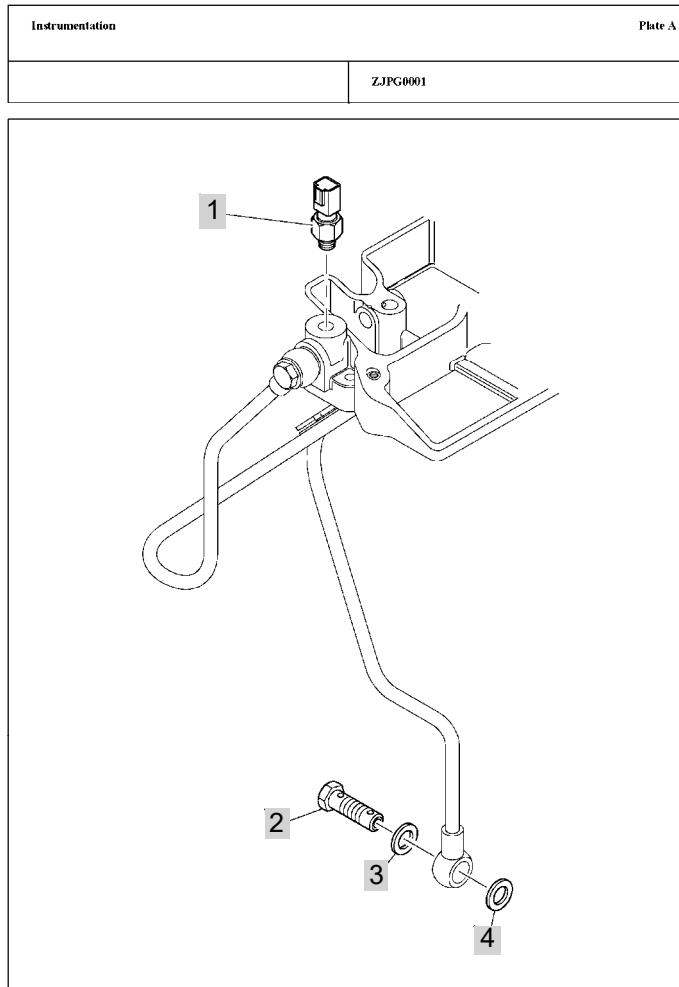
FIG 145

T603ST

Instrumentation

년/월
Year/Month

2020.11



Page 132

NOTE

FIG 146


T603ST

Instrumentation

년/월
Year/Month

2020.11

Miscellaneous	Plate A
	ZKPG5530



Page 134

NOTE

FIG 147

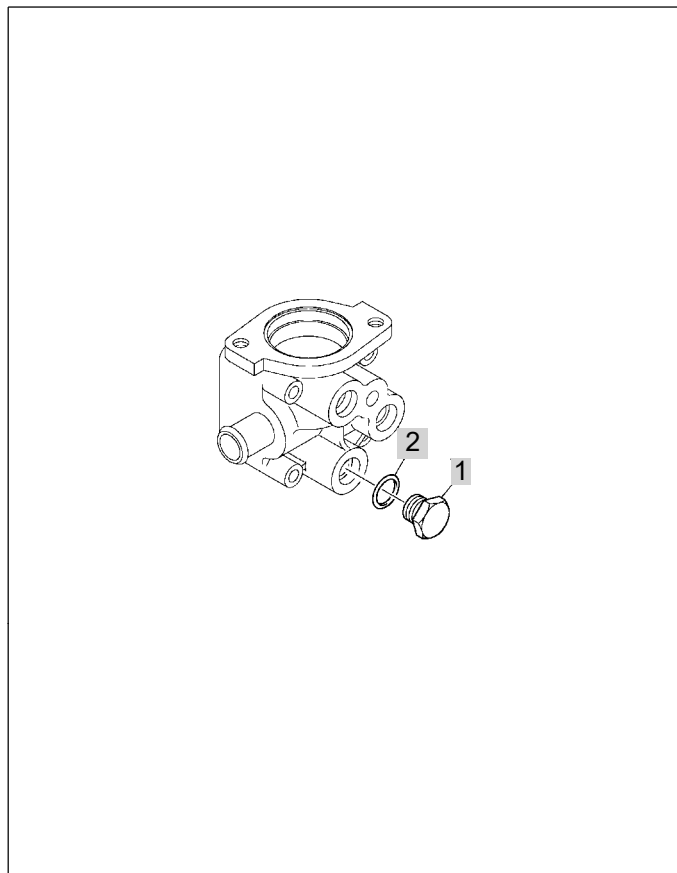
T603ST

Instrumentation

년/월
Year/Month

2020.11

Instrumentation	Plate A
	ZLPG0000



Page 134

NOTE

FIG 148

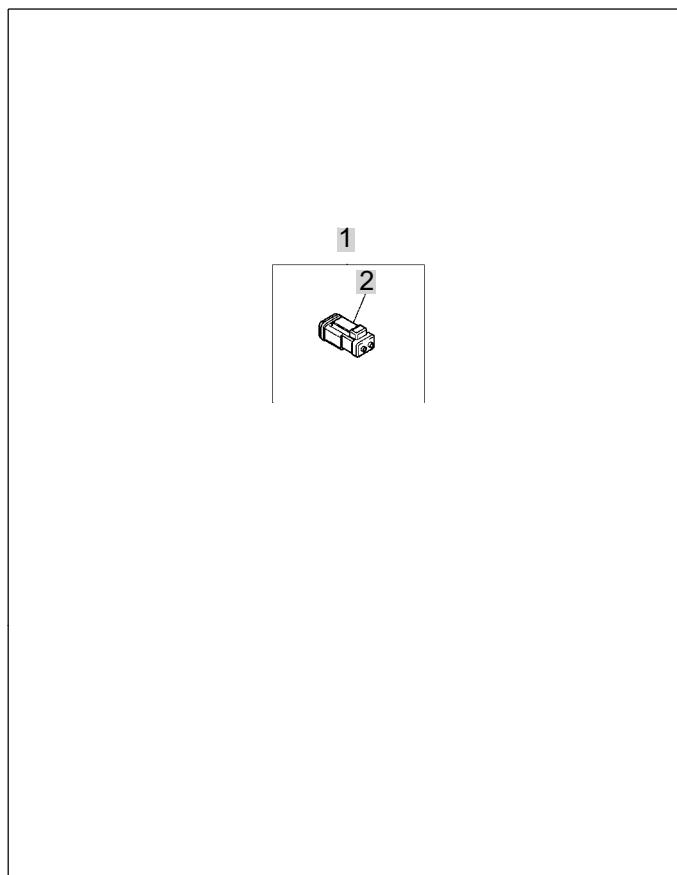
T603ST

Electrical Wiring & Fittings

년/월
Year/Month

2020.11

Electrical Wiring & Fittings	Plate A
	ZPPG0001



Page 136

NOTE

FIG 149

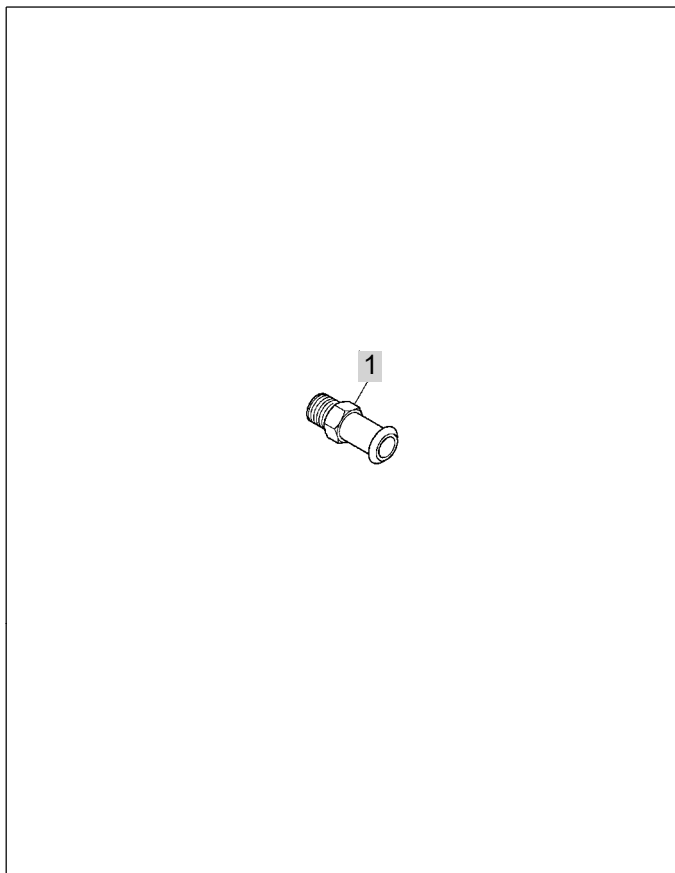
T603ST

Application Miscellaneous & Auxiliaries

년/월
Year/Month

2020.11

Application Miscellaneous & Auxiliaries	Plate A
	ZWPG0001



Page 138

NOTE

FIG 149 T603ST		Application Miscellaneous & Auxiliaries					년/월 Year/Month	REMARKS
							2020.11	
KEY NO	PART NO	DESCRIPTION	SPEC	QTY	REPAIR	EFFECTIVE DATE	REMARKS	
149	1	3355A004	CONNECTION					
NOTE								

Z. ENGINE ACCESSORIES & CONTROL PART NO.

T603ST-E-C2

FIG 201 AIR CLEANER	136
FIG 202 RADIATOR	138
FIG 203 MUFFLER	140
FIG 204A FUEL HOSE & FILTER	142
FIG 205 FUEL TANK	144
FIG 206 ACCELERATOR	146

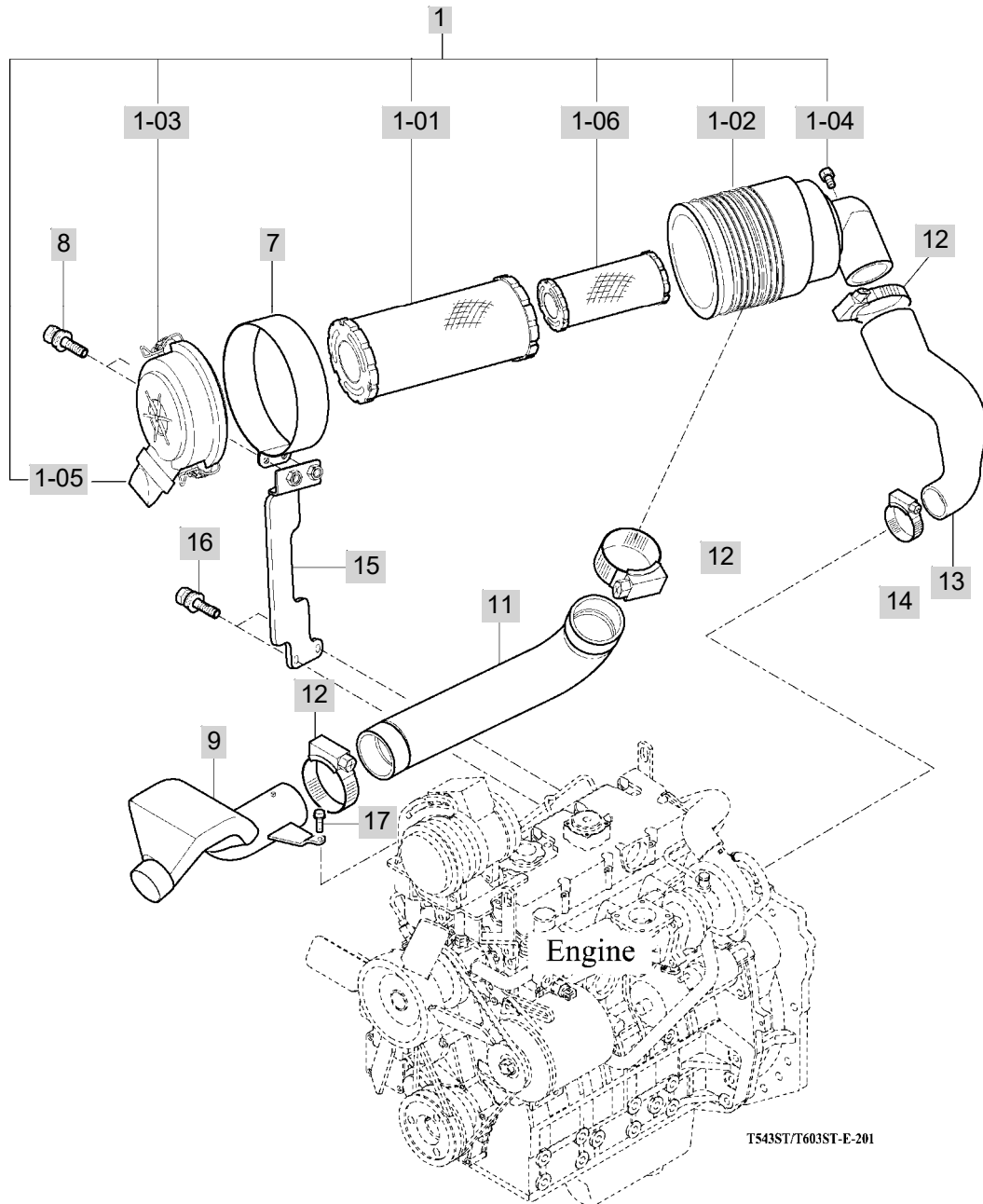
FIG 201

AIR CLEANER

년/월
Year/Month

2020.11

T603ST



NOTE

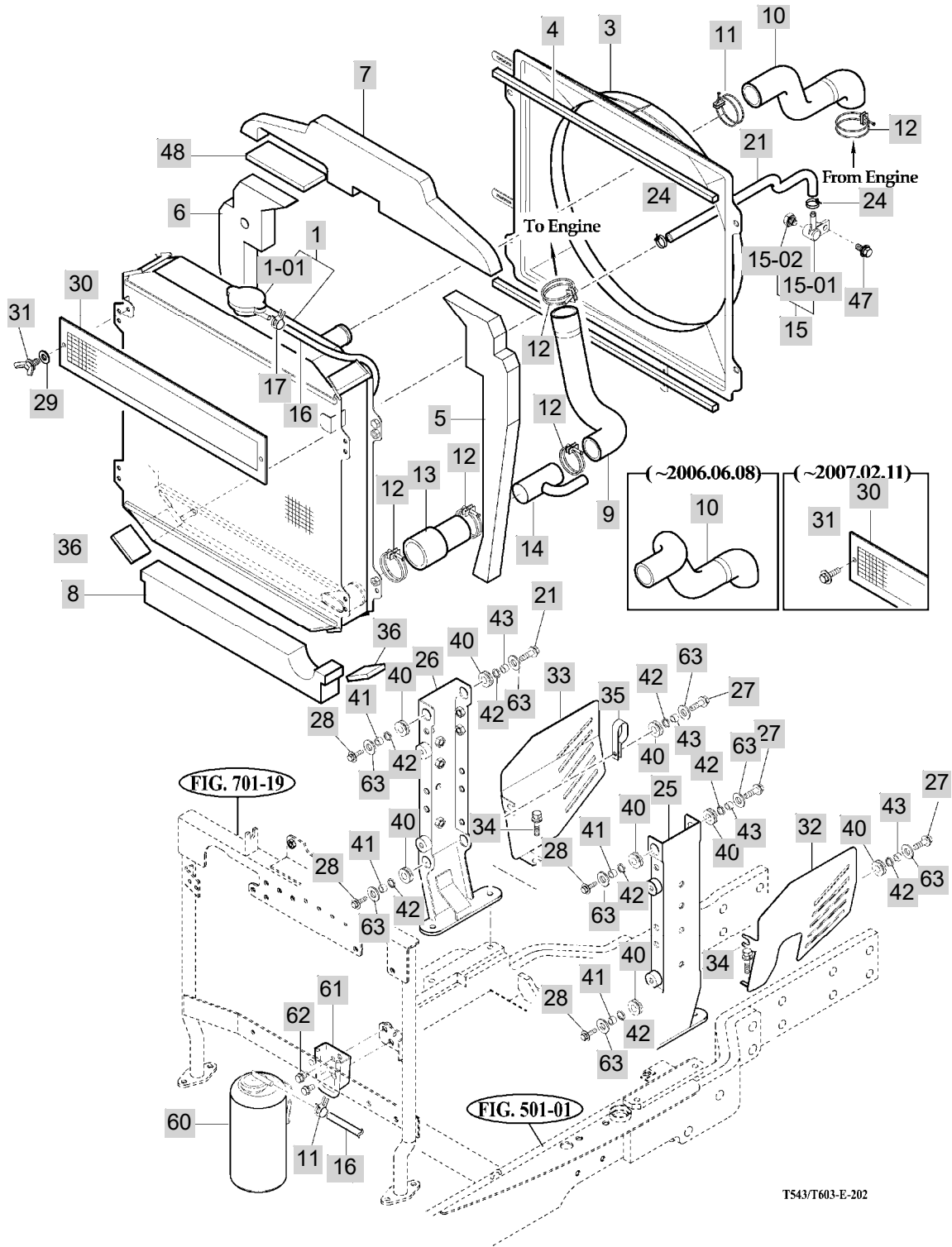
FIG 202

RADIATOR

년/월
Year/Month

T603ST

2020.11



T543/T603-E-202

NOTE

FIG 202		RADIATOR					년/월	
							Year/Month	
T603ST		2020.11						
KEY NO	PART NO	DESCRIPTION	SPEC	QTY	REPAIR	EFFECTIVE DATE	REMARKS	
202	1	19951042101	RADIATOR ASSY	1X1X1	1			
202	1-01	16601042160	CAP ASSY	1X1X1	1			
202	3	19951042202	SHROUD COMP	1X1X1	1			
202	4	16601042340	SPONGE , 495		4	20101027		
202	5	19956040052	INSULATOR , LH RADIATOR	T=30	1			
202	6	19956040062	INSULATOR , RH RADIATOR	T=30	1			
202	7	19951040132	INSULATOR , HOOD	1X1X1	1	20060209		
202	8	19951040142	INSULATOR UNDER	420X40T	1	20060209		
202	9	19841040110	HOSE,OUTLET RADIATOR	1X1X1	1	20090623		
202	10	19951040014	HOSE,INLET RADIATOR	1X1X1	1	20090623		
202	11	14885050150	CLIP, HOSE		1	20090623		
202	12	1471010220	CLAMP , (50)		1	20100301		
202	13	19951040122	HOSE,OUTLET2 RADIATOR	L=80	1	20090623		
202	14	14628202600	PIPE COMP	1X1X1	1			
202	15	15231041000	CONNECTOR		0	20101027		
202	15-01	15231041000	CONNECTOR		0	20101027		
202	15-02	16991113132	PLUG	1X1X1	0	20060701		
202	16	19021024300	HOSE . 530	13X500	1	20120621		
202	17	37481850030	BAND , HOSE 18.5	1/2 3/4	1	20120105		
202	21	19951040153	HOSE,DRAIN	1X1X1	1	20090623		
202	24	37681850160	BAND , CLAMP(22)		0	20101027		
202	25	19951142000DG	BRACKET COMP , LH RADIATOR	1X1X1	1			
202	26	19951142100DG	BRACKET COMP , RH RADIATOR	1X1X1	1			
202	27	V2183608030	BOLT , HEX/SP	M8X30	2	20040401		
202	28	V2193606025	BOLT , HEX/SPL	M6X25	4	20071108		
202	29	V4111600060	WASHER , PLAIN	M6	0	20081201		
202	30	17401042302DG	NET COMP	1X1X1	1			
202	31	V2712606012	BOLT , WING	M6X12	2	20070201		
202	32	19951040100DG	SHIELD , LH	1X1X1	1	20060209		
202	33	19951040090DG	SHIELD , RH	1X1X1	1			
202	34	V2205408016	BOLT .HEX/R	M8X16	4	20071207		
202	35	14441010161	CLAMP , RADIATOR HOSE	1X1X1	1	20111221		
202	36	15641040161	INSULATOR		0	20101027		
202	40	13012060070	RUBBER ,8.5X30X5	1X1X1	2	20120105		
202	41	15991040050	COLLAR , 08X12X08	12X1.8	0	20100402		
202	42	35652030040	COLLAR , PACKER SHAFT	T=1.0	0	20100402		
202	43	19841040050	COLLAR , 08X12X12	12X1.8	2	20070831		
202	47	V2183608012	BOLT , HEX/SP	M8X12	1			
202	48	16991040020	INSULATOR , RADIATOR	T=10	0	20100402		
202	60	16003302100	TANK ASSY , RESERVE		1			
202	61	36753302201DG	HOLDER COMP , TANK/RESERVE	1X1X1	1			
202	62	V2173608025	BOLT , HEX/S	M8X25	2	20120710		
202	63	35602010150	WASHER , BIND SHAFT	T=2.3	0	20100402		
NOTE								

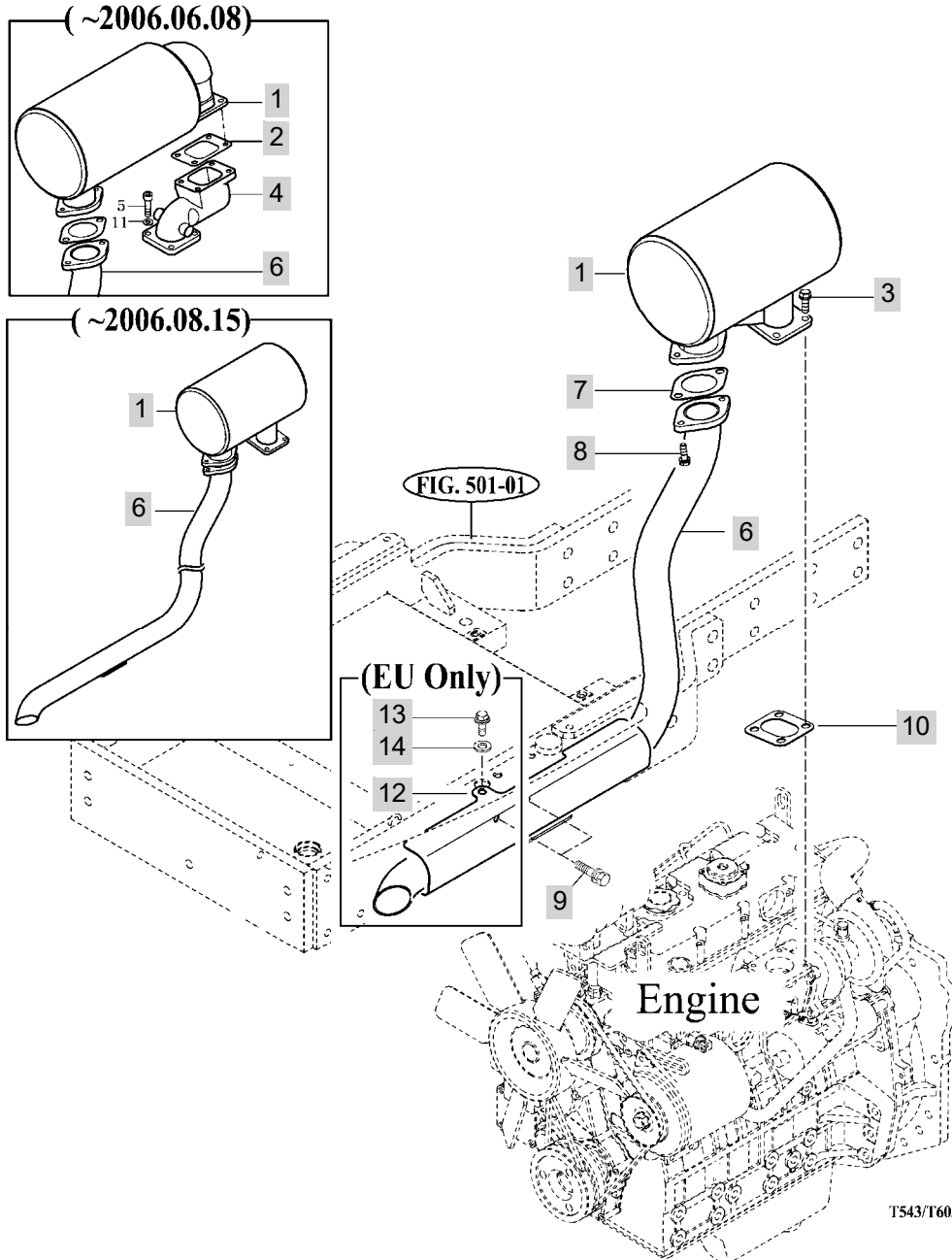
FIG 203

MUFFLER

년/월
Year/Month

2020.11

T603ST



NOTE

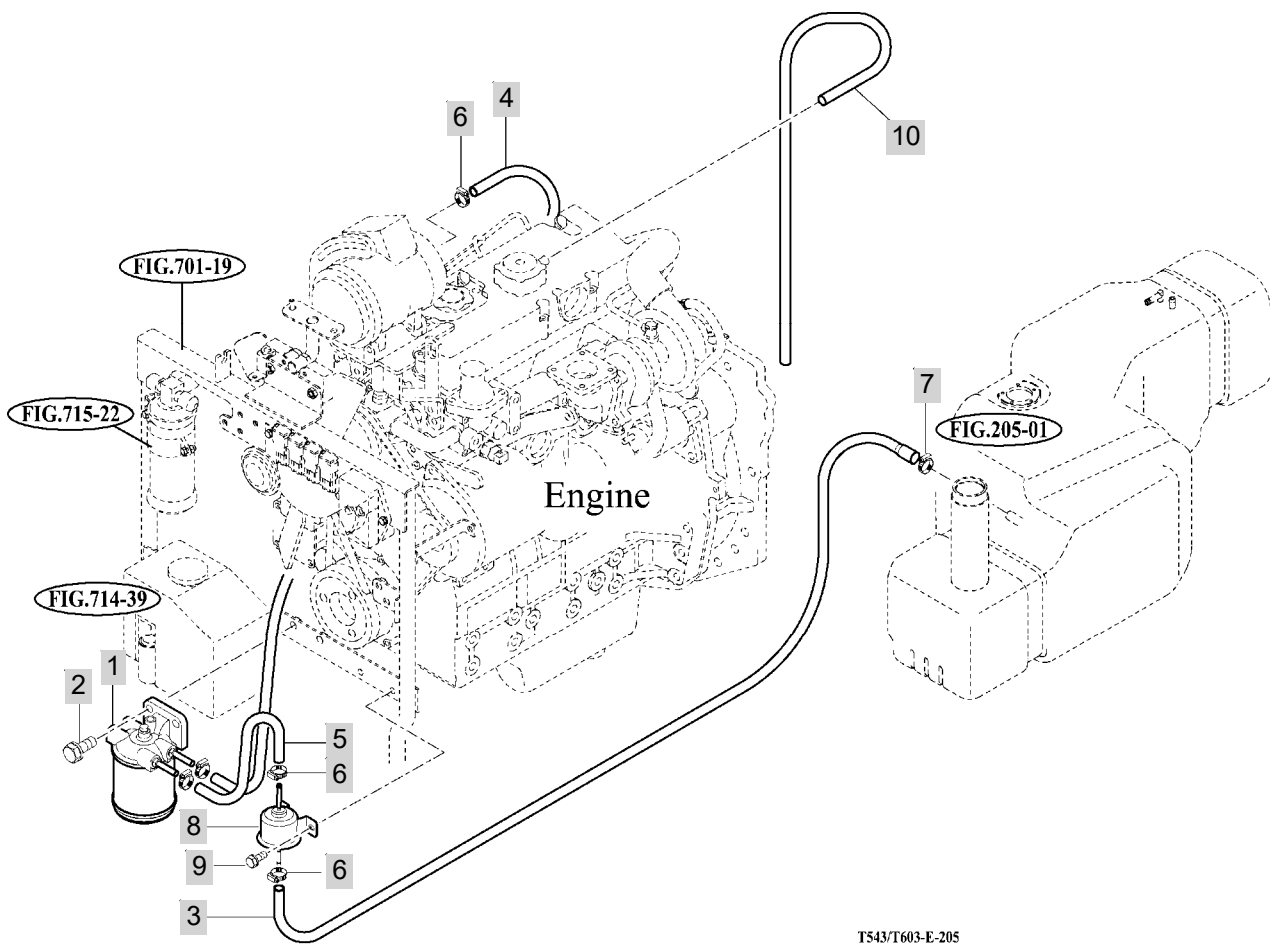
FIG 204A

FUEL HOSE & FILTER

년/월
Year/Month

T603ST

2020.11



TS43/T603-E-205

NOTE

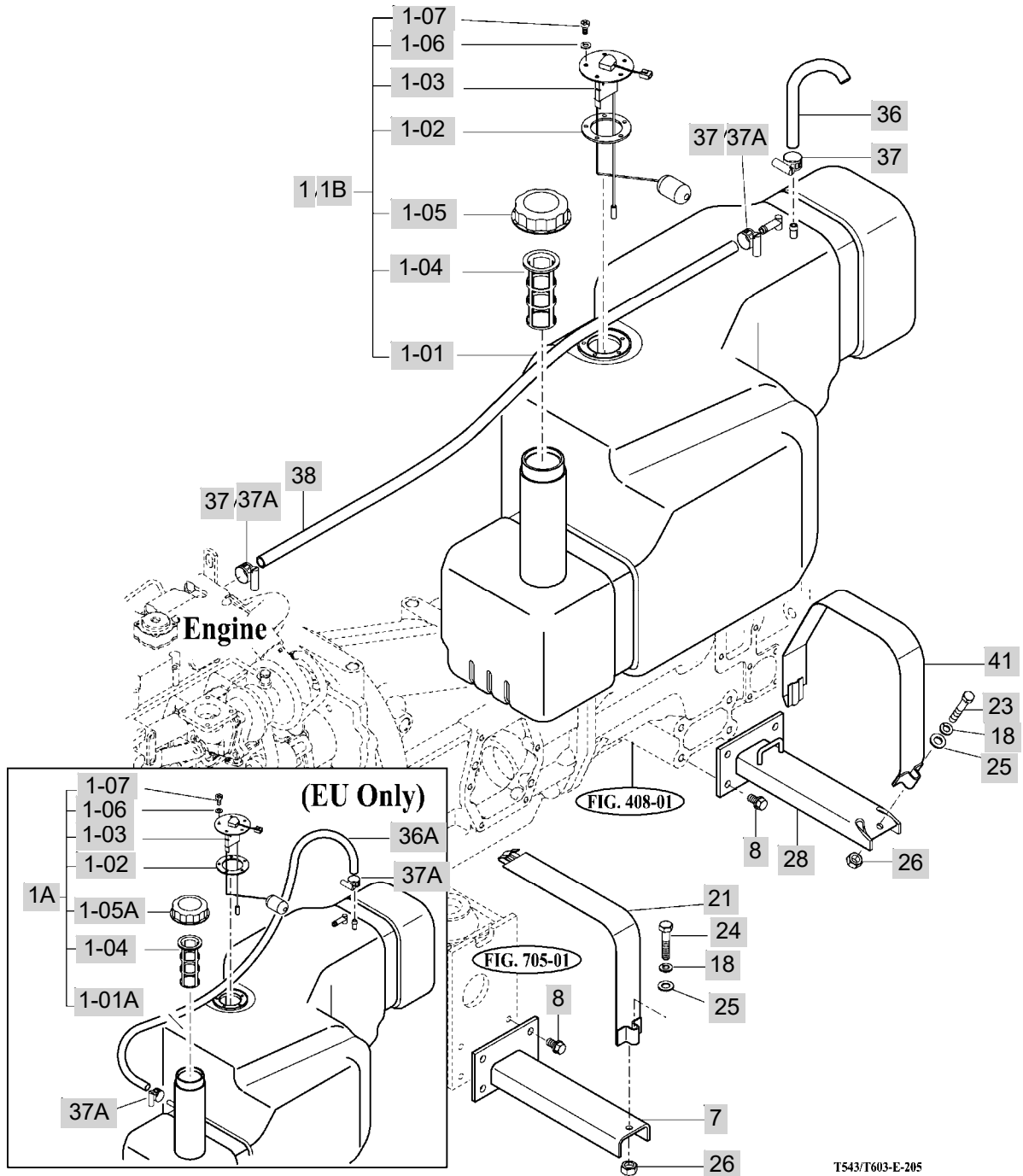
FIG 205

FUEL TANK

년/월
Year/Month

2020.11

T603ST



NOTE

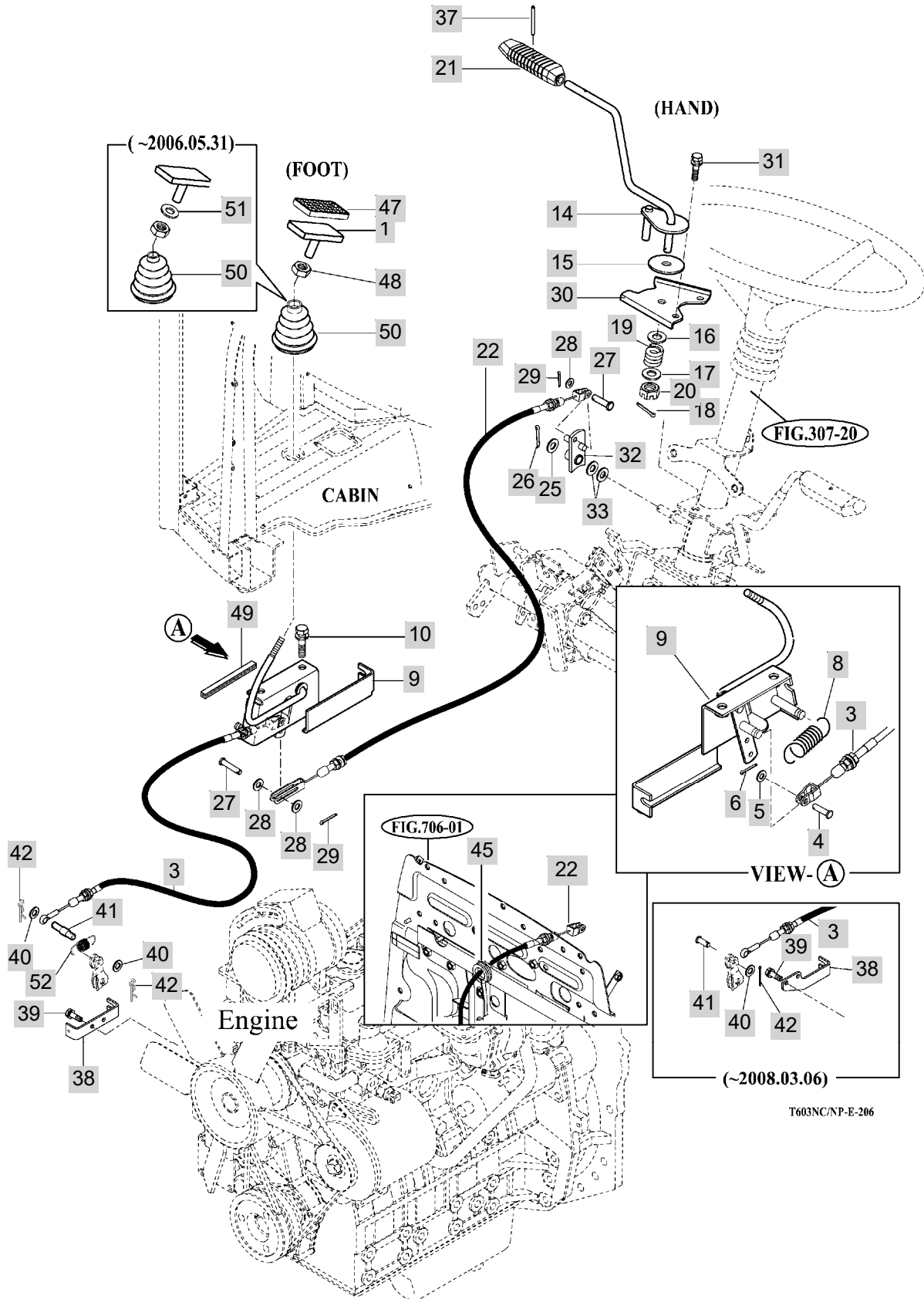
FIG 206

ACCELERATOR

년/월
Year/Month

2020.11

T603ST



NOTE

3. CLUTCH, BRAKE, STEERING PART NO. T603ST-E-C3

FIG 301A CLUTCH	149
FIG 302A CLUTCH PEDAL	151
FIG 303 BRAKE	153
FIG 304 BRAKE PEDAL & LINKAGE	155
FIG 305A FRONT WHEEL	157
FIG 305B FRONT WHEEL-R3	159
FIG 305C FRONT WHEEL-R4	161
FIG 306A REAR WHEEL	163
FIG 306B REAR WHEEL-R3	165
FIG 306C REAR WHEEL-R4	167
FIG 307 POWER STEERING WHEEL	169
FIG 308 POWER STEERING VALVE	171
FIG 309 POWER STEERING CYLINDER	173

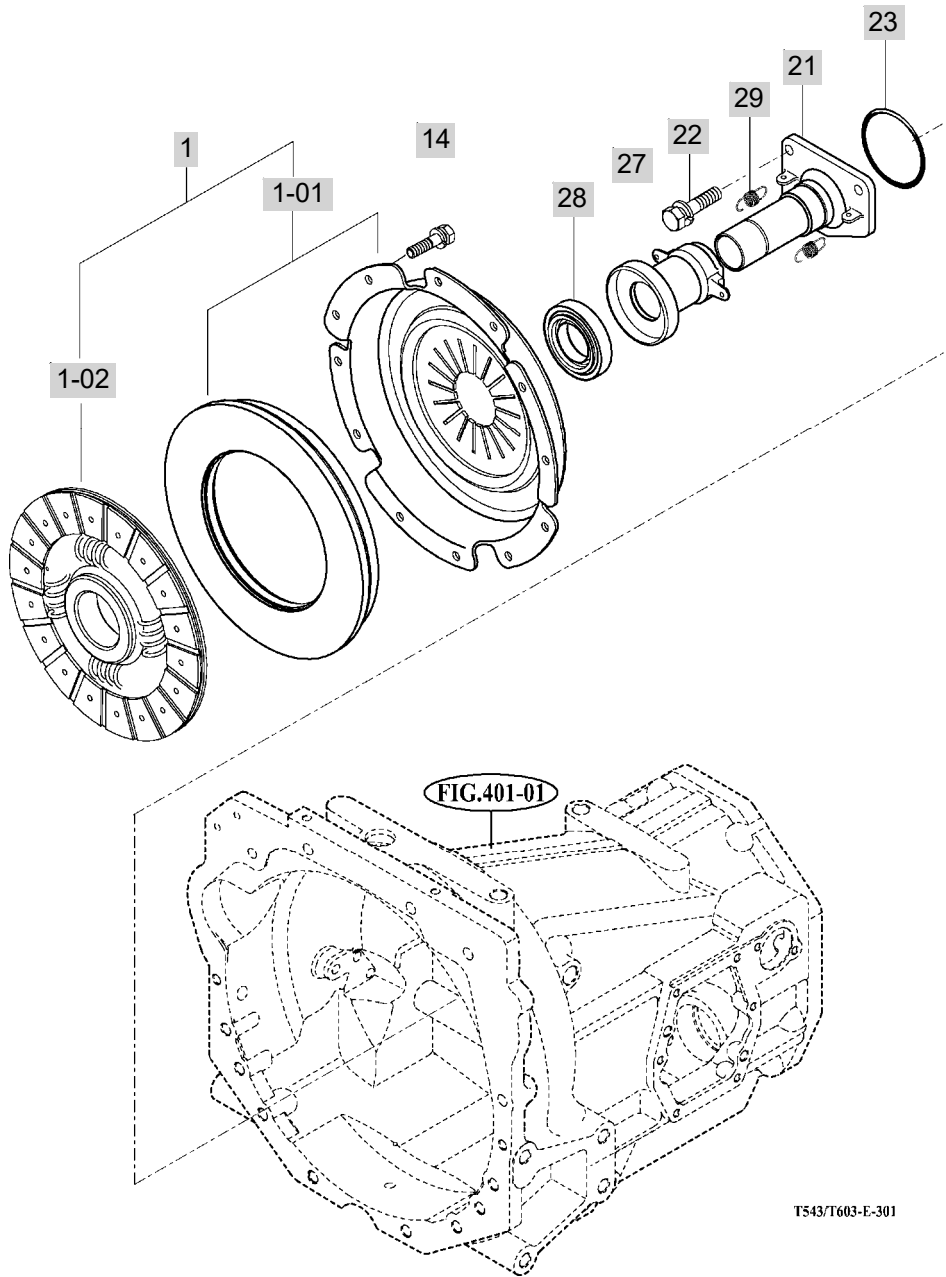
FIG 301A

T603ST

CLUTCH

년/월
Year/Month

2020.11



T543/T603-E-301

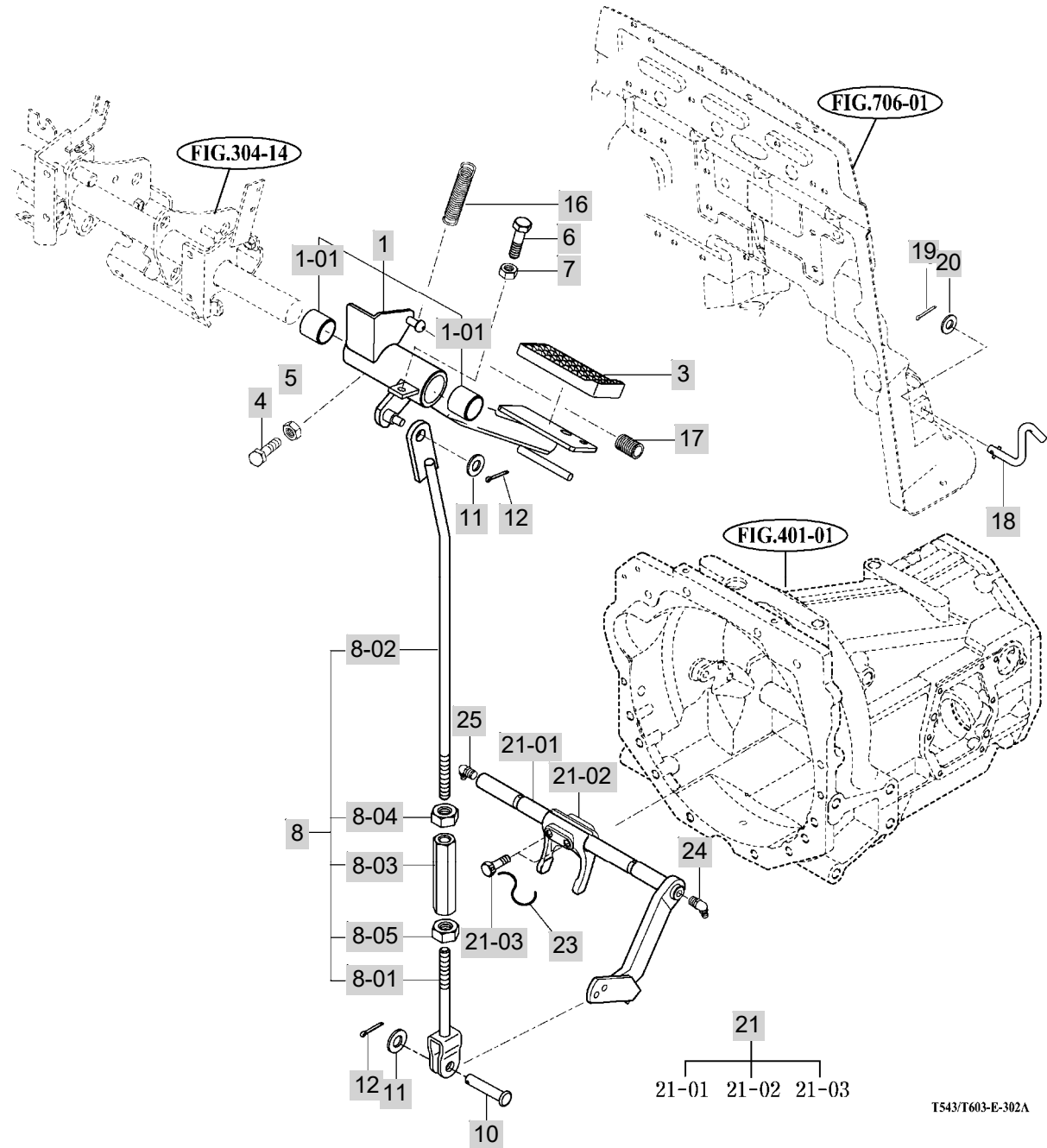
NOTE

FIG 302A

CLUTCH PEDAL

년/월
Year/Month

2020.11



T543/T603-E-302A

NOTE

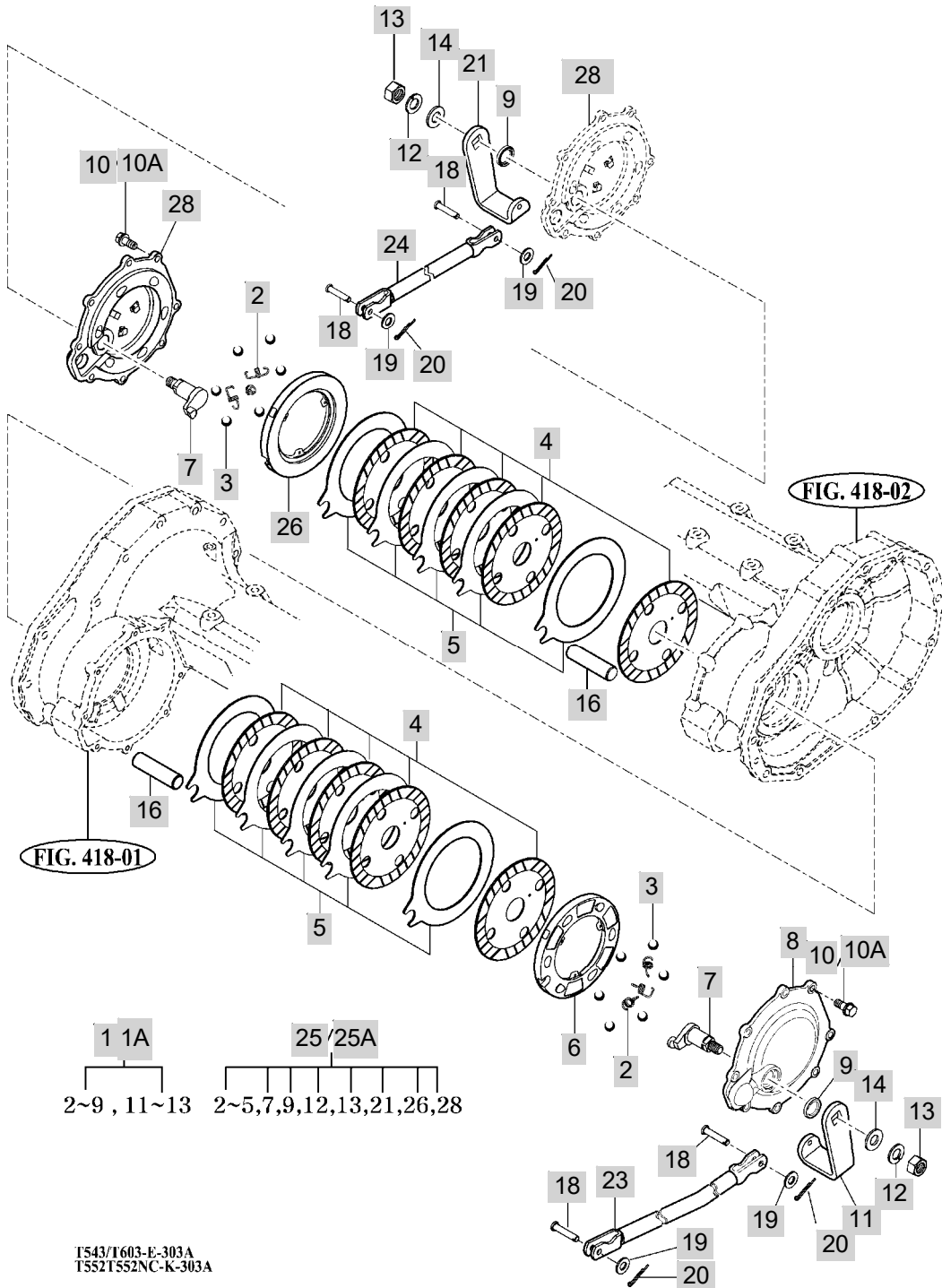
FIG 303

BRAKE

년/월
Year/Month

T603ST

2020.11



NOTE

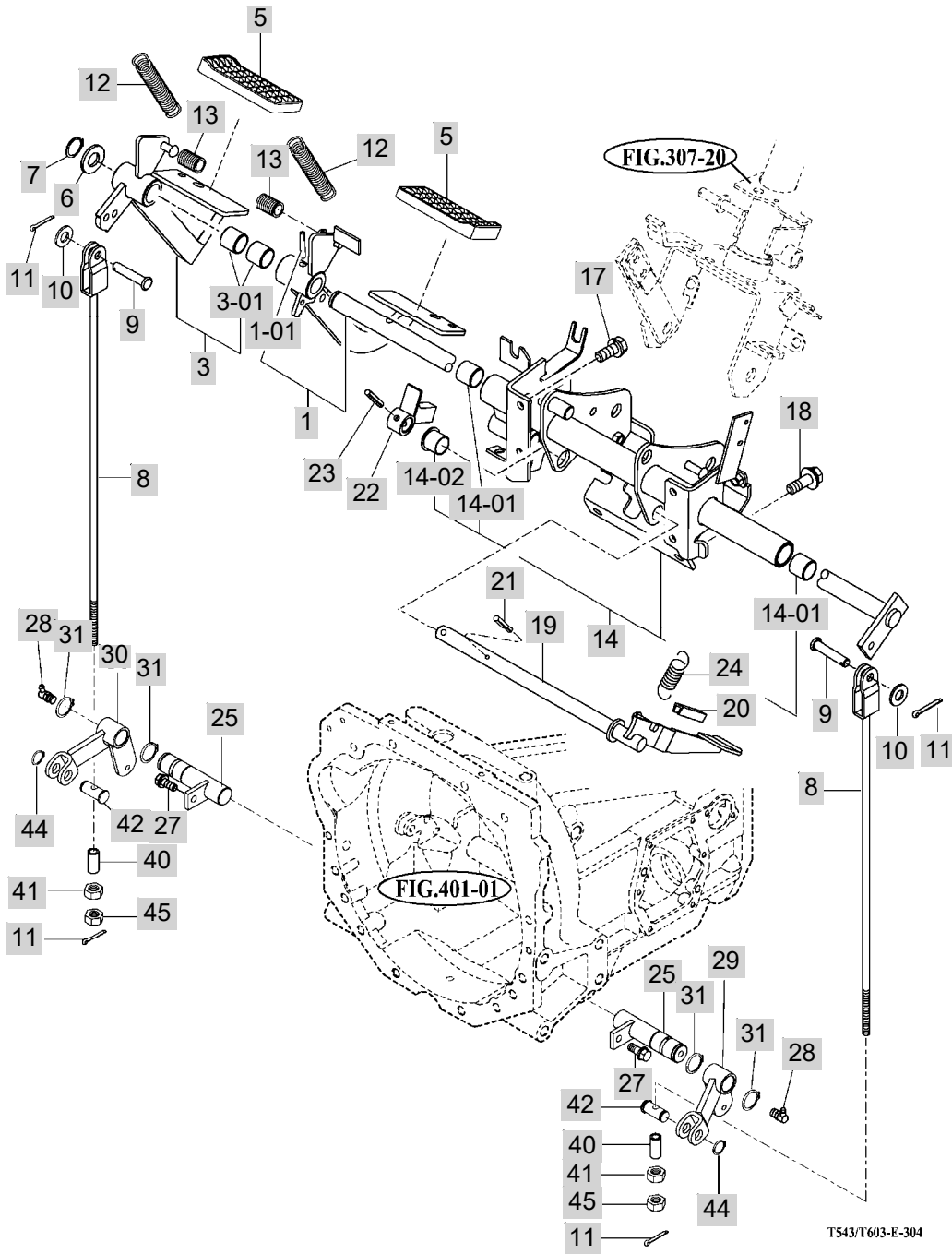
FIG 304

T603ST

BRAKE PEDAL & LINKAGE

년/월
Year/Month

2020.11



T543/T603-E-304

NOTE

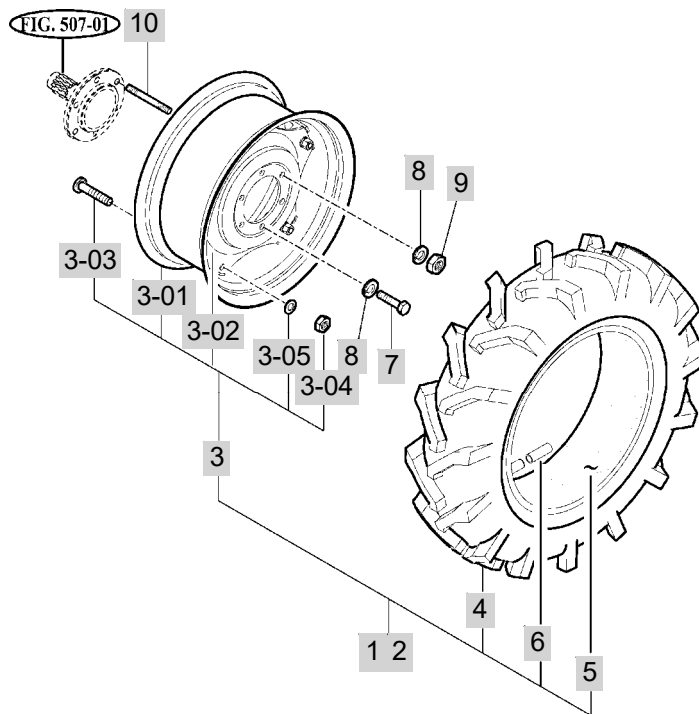
FIG 305A

T603ST

FRONT WHEEL

년/월
Year/Month

2020.11



T603-E-305A

NOTE

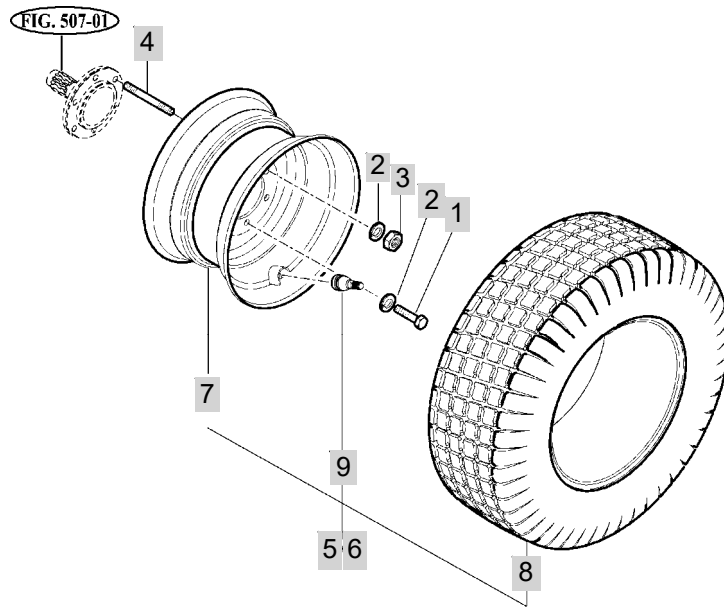
FIG 305B

T603ST

FRONT WHEEL-R3

년/월
Year/Month

2020.11



T543/T603-E-305A

NOTE

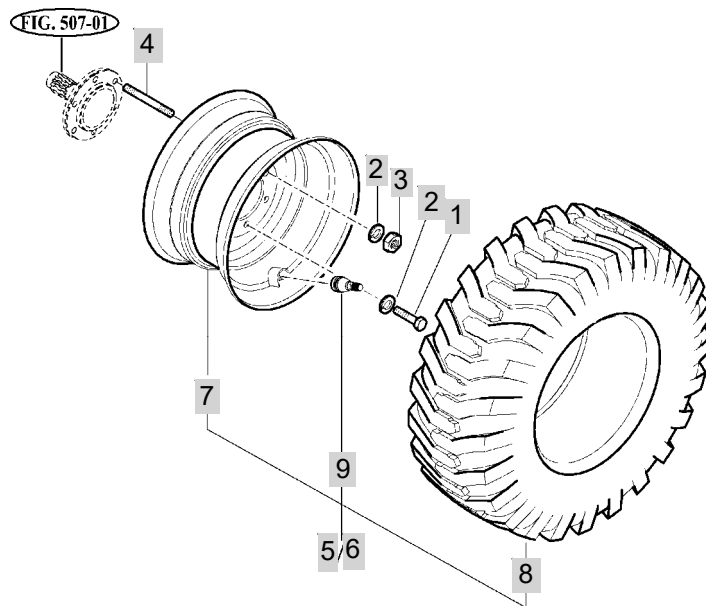
FIG 305C

T603ST

FRONT WHEEL-R4

년/월
Year/Month

2020.11



T543/T603-E-305B

NOTE

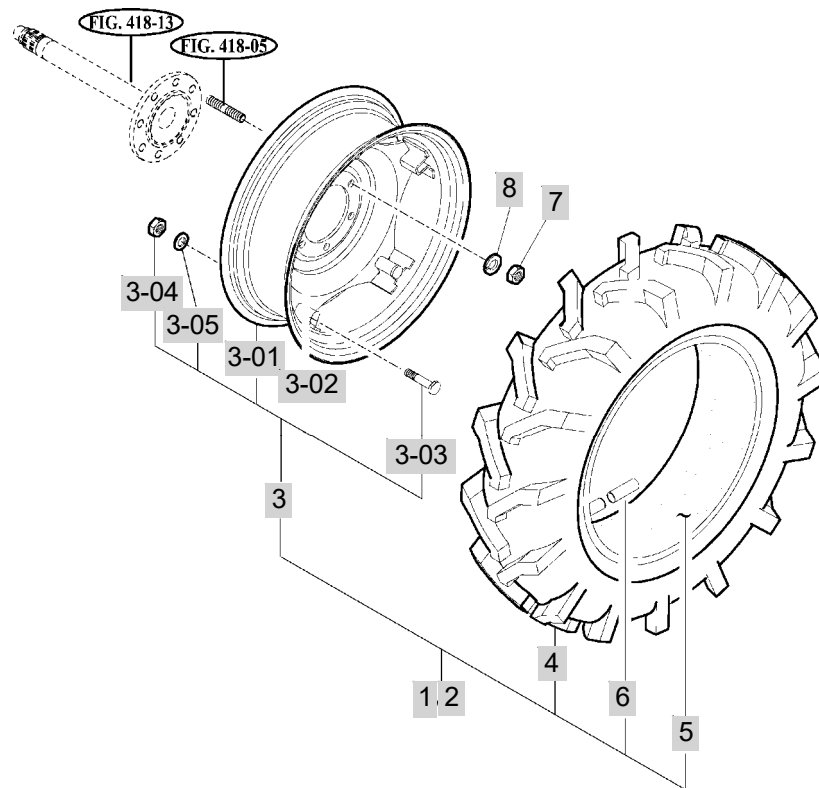
FIG 306A

T603ST

REAR WHEEL

년/월
Year/Month

2020.11



354/T603/T603NC-E-306C

NOTE

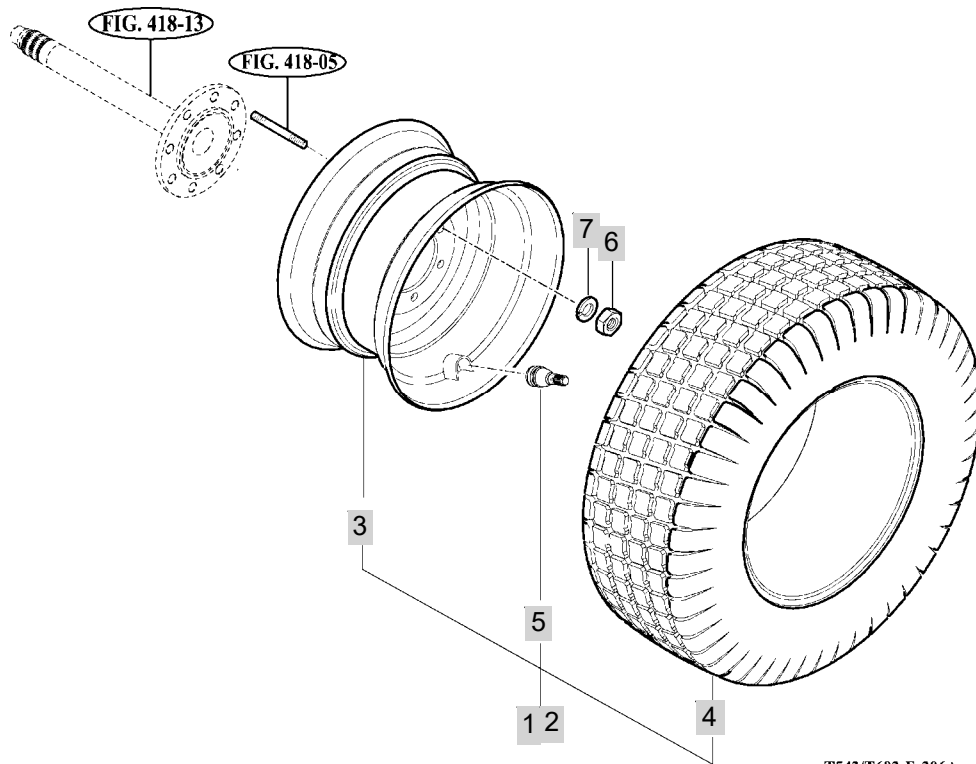
FIG 306B

T603ST

REAR WHEEL-R3

년/월
Year/Month

2020.11



T543/T603-E-306A

NOTE

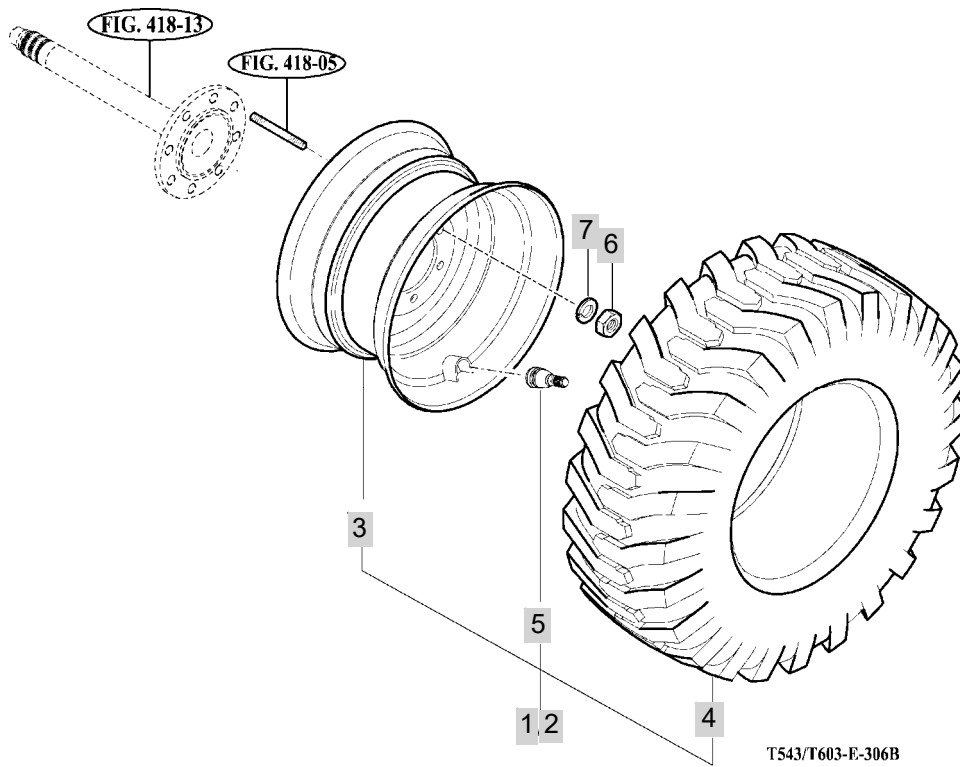
FIG 306C

REAR WHEEL-R4

년/월
Year/Month

2020.11

T603ST



NOTE

FIG 306C T603ST		REAR WHEEL-R4						년/월 Year/Month
								2020.11
KEY NO	PART NO	DESCRIPTION	SPEC	QTY	REPAIR	EFFECTIVE DATE	REMARKS	
306C	1	19964503100	TIRE ASSY , LH 17.5L-24	1X1X1	1		20091224	
306C	2	19964503200	TIRE ASSY , RH 17.5L-24	1X1X1	1		20091224	
306C	3	19884172200MS	RIM , 24-15	24X15	2		20051214	
306C	4	12206172110	TIRE, 17.5L-24 R4	17.5L- 24.8PR,R4	1		20091224	
306C	5	15003610010	TUBE , 13.6-24	13.6-24	0		20091224	
306C	6	V3343600220	NUT , HEX FINE/2	M22	16		20080601	
306C	7	V4011600220	WASHER , SPRING	M22	16		20080601	
NOTE								

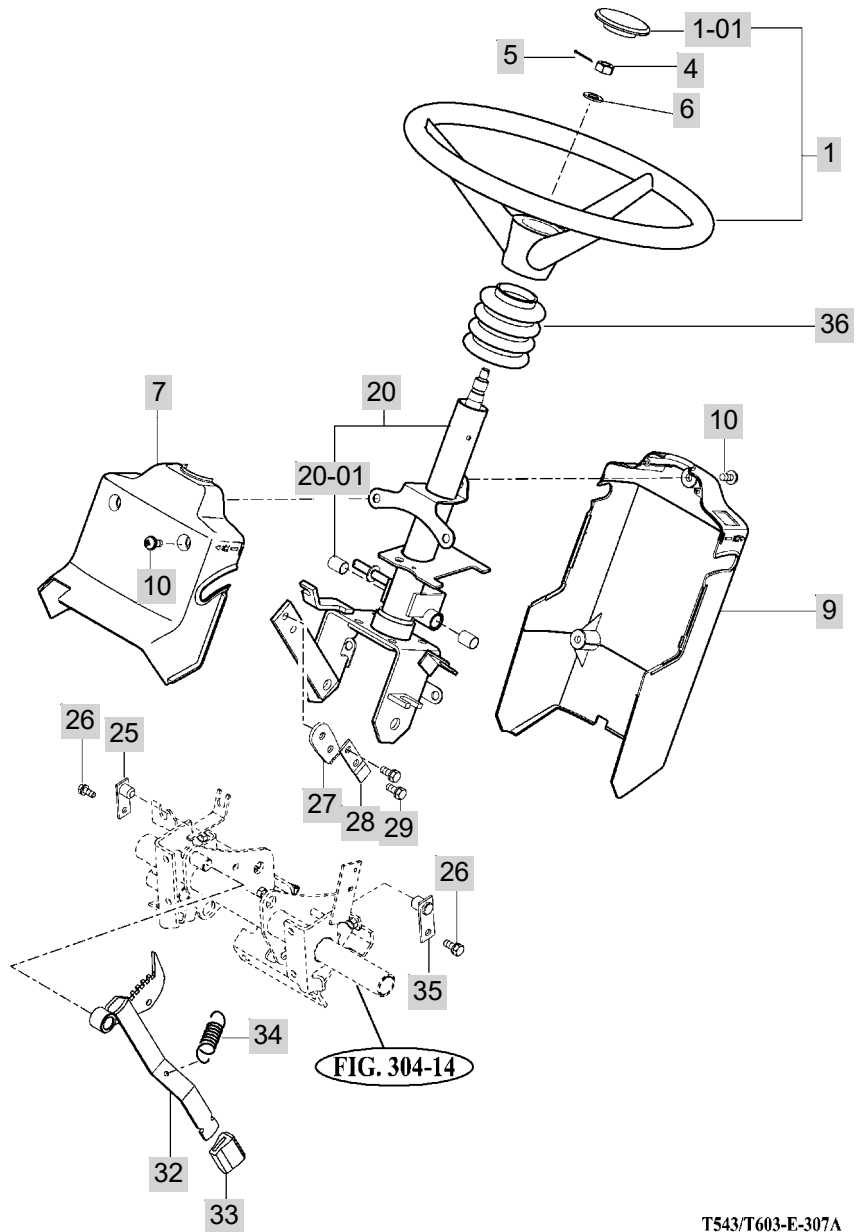
FIG 307

T603ST

POWER STEERING WHEEL

년/월
Year/Month

2020.11



T543/T603-E-307A

NOTE

FIG 307 T603ST	POWER STEERING WHEEL						년/월 Year/Month
							2020.11

KEY NO	PART NO	DESCRIPTION	SPEC	QTY	REPAIR	EFFECTIVE DATE	REMARKS
307	1	16994012001	WHEEL ASSY , STEERING		1		
307	1-01	16994012020	COVER , STEERING	1X1X1	1		
307	4	V3232600100	NUT , HEX SLOT & CASTLE	M10	1		
307	5	V5001925020	PIN D2.5x20	2.5X20	0	20081201	
307	6	35602010180	WASHER , BIND SHAFT	T=2.3	2	20120105	
307	7	16504010020	COVER , FR COLUMN	T=2.5	1	20060425	
307	7A	19844010020	COVER , FR COLUMN	T=2.5	1		
307	9	16504010060	COVER , RR COLUMN	T=2.5	1	20060425	
307	10	V1222608020	SCREW , C/R PAN/SP	M8X20	0	20051108	
307	20	16994043202DG	COLUMN ASSY , STEERING	1X1X1	1		
307	20A	19844043200DG	COLUMN ASSY , STEERING	1X1X1	-		
307	20-01	36461020111	BUSH , 14X16X20		2		
307	25	15604042101DG	PIN COMP , 16X25	1X1X1	1		
307	26	V2173608016	BOLT , HEX/S	M8X16	1	20120501	
307	27	15604040010DG	PLATE	T=4.5	1		
307	28	15184060080DG	PLATE , GUIDE	19X3	1		
307	29	V2173608025	BOLT , HEX/S	M8X25	1	20120710	
307	32	16754042201DG	PEDAL COMP	1X1X1	1		
307	33	15184060060	COVER , PEDAL	1X1X1	1		
307	34	16001200080	RETURN SPRING , BRAKE	1X1X1	1		
307	35	16754042100DG	PIN COMP , LH 16X21	1X1X1	1	20031228	
307	36	19844011990	BOOT , STEERING	T=2	1	20081201	
307	36A	19844011990	BOOT , STEERING	T=2	1	20081201	
307	38	19844010070	CAP (COLUMN/FR LEVER)	1X1X1	1		

NOTE

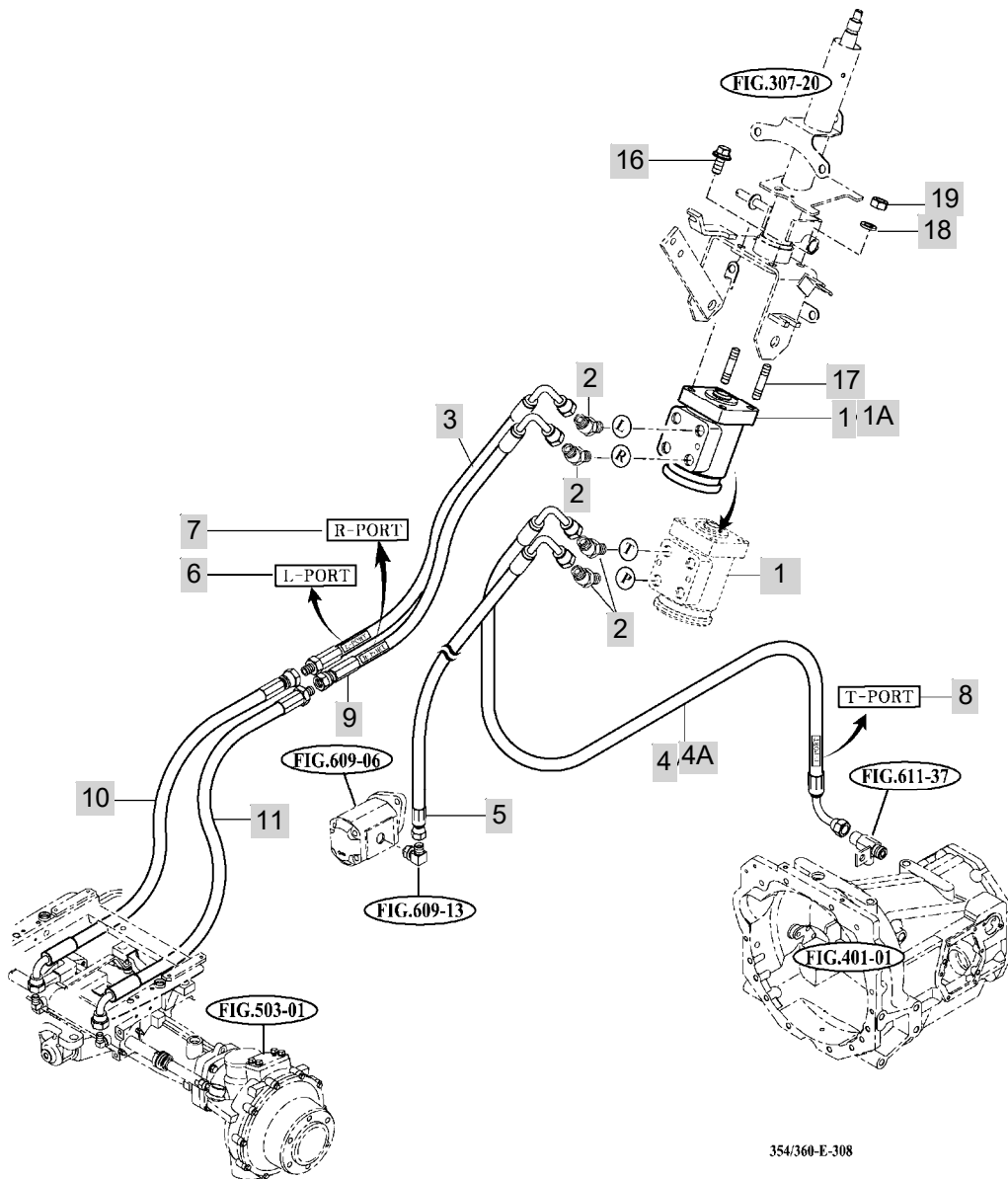
FIG 308

T603ST

POWER STEERING VALVE

년/월
Year/Month

2020.11



354/360-E-308

NOTE

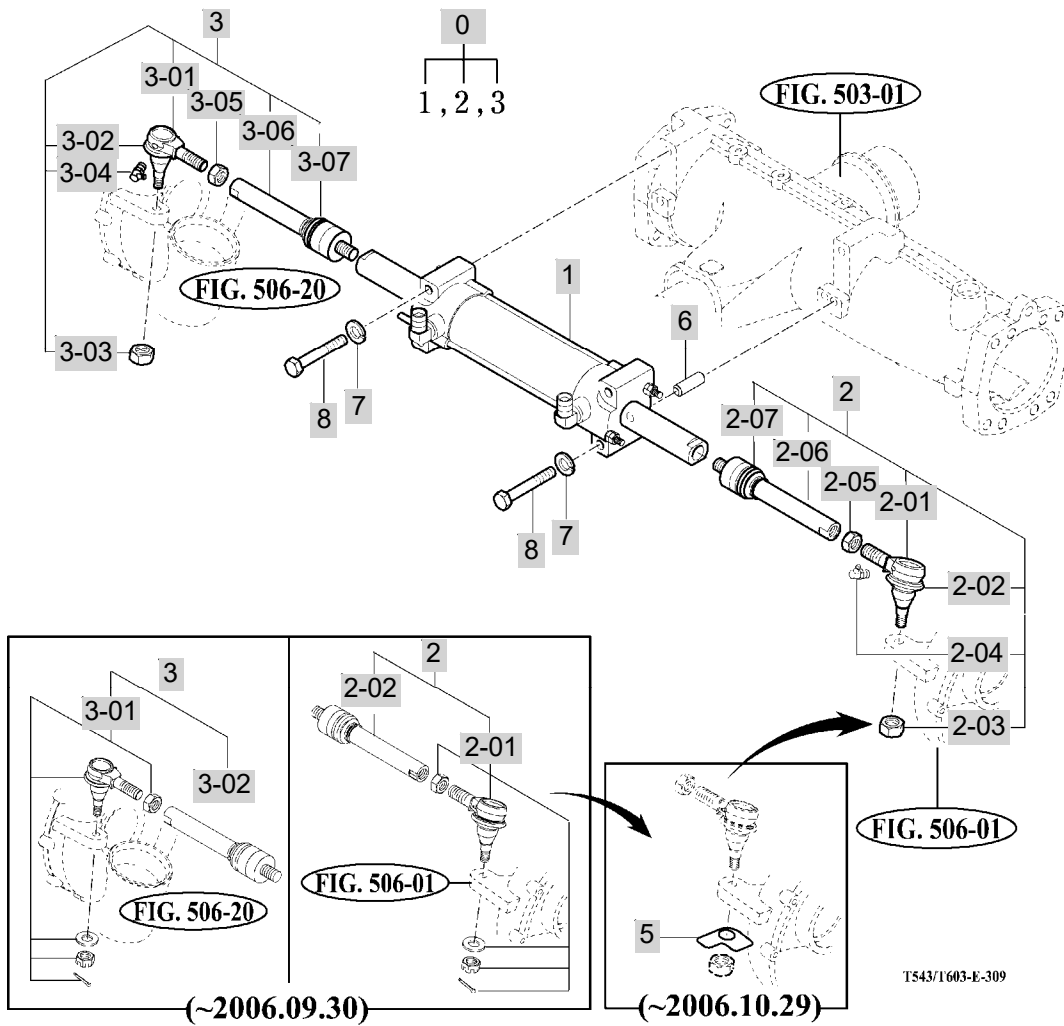
FIG 309

POWER STEERING CYLINDER

년/월
Year/Month

2020.11

T603ST



NOTE

FIG 309	POWER STEERING CYLINDER						년/월 Year/Month
T603ST							2020.11

KEY NO		PART NO	DESCRIPTION	SPEC	QTY	REPAIR	EFFECTIVE DATE	REMARKS
309	00	19954360000D	CYLINDER SUB ASSY		1			
309	1	10024010	CYLINDER ASSY	1X1X1	1		20060101	
309	2	17994363001	JOINT ASSY , LH BALL	1X1X1	1		20061001	
309	2-01	16754362001	JOINT SET , LH		1		20060601	
309	2-02	16604362230	COVER . DUST		1		20070601	
309	2-03	17682600140	NUT , NYLON	M14	0		20080128	
309	2-04	V7601500000	NIPPLE , GREASE/A-M6F	A-M6F, P=1.0	2		20071112	
309	2-05	V3332600200	NUT , HEX FINE/1	M20	1			
309	2-06	17994363200	JOINT , BALL	1X1X1	0		20000101	
309	2-07	16494074040	COVER , DUST	1X1X1	1			
309	3	17994364001	JOINT ASSY , RH BALL	1X1X1	1		20061001	
309	3-01	16754363001	JOINT SET , RH		1		20060601	
309	3-02	16604362230	COVER . DUST		1		20070601	
309	3-03	17682600140	NUT , NYLON	M14	0		20080128	
309	3-04	V7601500000	NIPPLE , GREASE/A-M6F	A-M6F, P=1.0	2		20071112	
309	3-05	V3332600200	NUT , HEX FINE/1	M20	1			
309	3-06	17994363200	JOINT , BALL	1X1X1	0		20000101	
309	3-07	16494074040	COVER , DUST	1X1X1	1			
309	4	17682600140	NUT , NYLON	M14	0		20080128	
309	5	14151060010	WASHER	(T=1.6)X42X35	0		20061030	
309	6	V5201012020	PIN , PARALLEL/A	12X20	1			
309	7	V4011600120	WASHER , SPRING	M12	2		20090429	
309	8	V2024612085	BOLT , HEX FINE	M12X85	4			

NOTE	
------	--

4. TRANSMISSION & REAR AXLE PART NO. T603ST-E-C4

FIG 401 TRANSMISSION FRONT CASE	176
FIG 402A INPUT & COUNTER GEARS	178
FIG 403 MAIN CHANGE GEARS	180
FIG 404A REVERSE GEARS	182
FIG 405 P.T.O DRIVE SHAFT	184
FIG 406 MAIN CHANGE LEVER	186
FIG 407A REVERSE CHANGE LEVER	188
FIG 408 TRANSMISSION MID CASE	190
FIG 409 TRANSMISSION REAR CASE	192
FIG 410 SUB CHANGE GEARS	194
FIG 411 SUB CHANGE SHIFTER	196
FIG 412 CREEP CHANGE	198
FIG 413A DRIVE GEARS	200
FIG 414A 4WD CHANGE LEVER	202
FIG 415 P.T.O CHANGE GEARS	204
FIG 416 P.T.O CHANGE SHIFTER	206
FIG 417 P.T.O CHANGE SHIFTER	208
FIG 418 REAR AXLE HOUSING	211

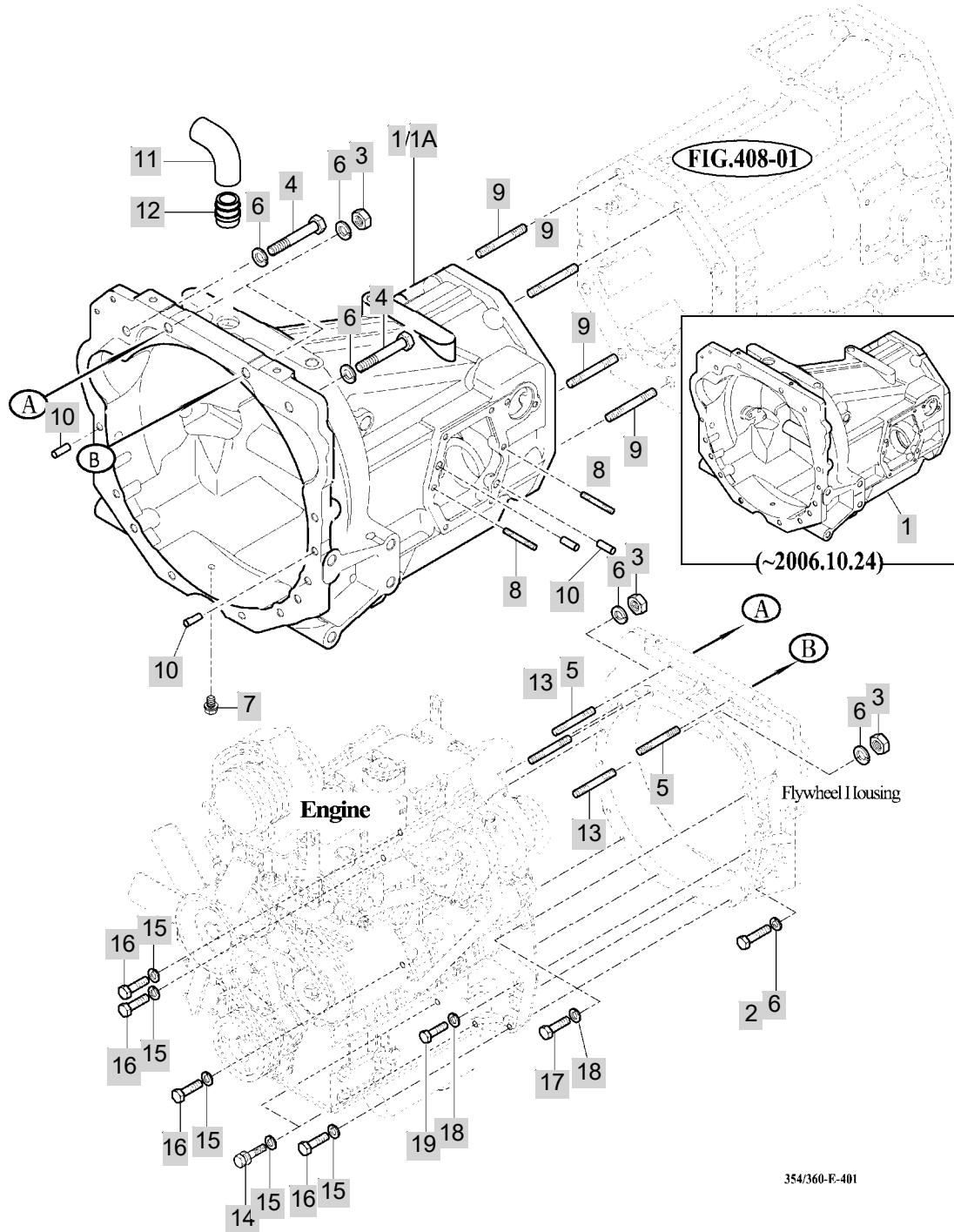
FIG 401

T603ST

TRANSMISSION FRONT CASE

년/월
Year/Month

2020.11



NOTE

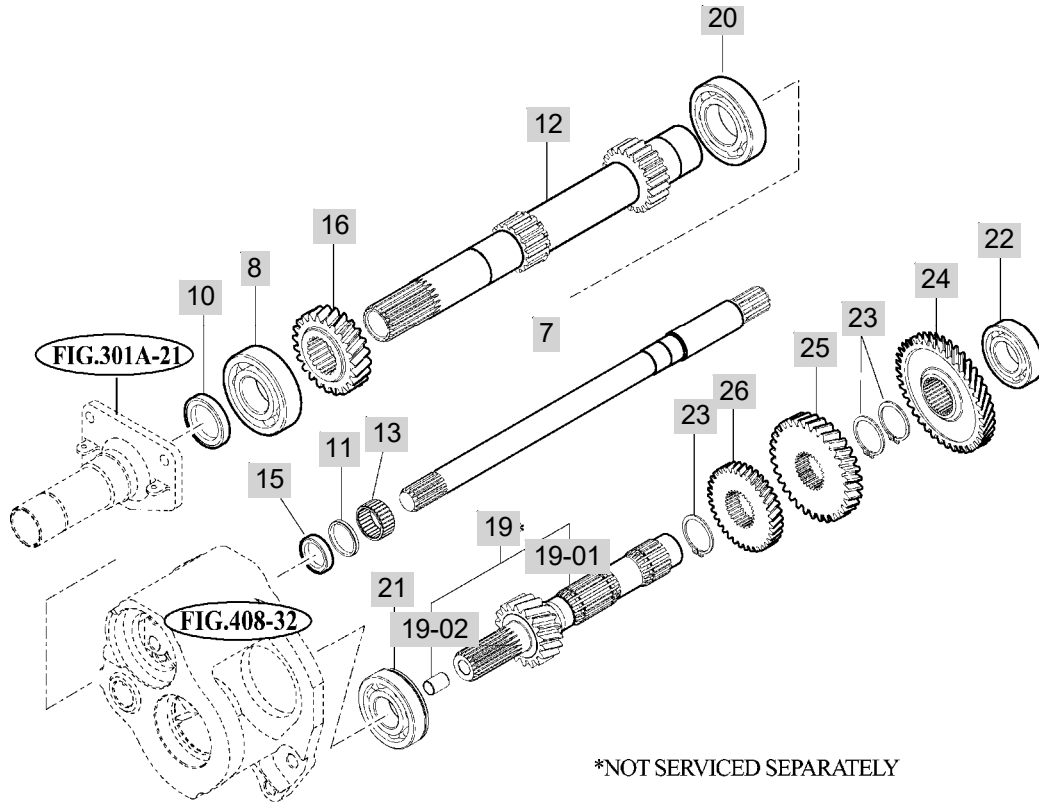
FIG 402A

T603ST

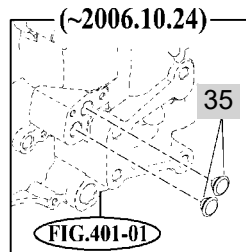
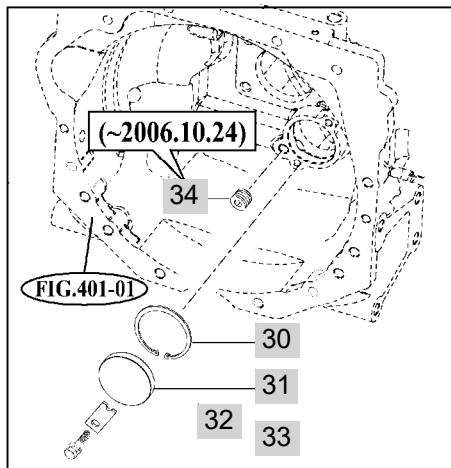
INPUT & COUNTER GEARS

년/월
Year/Month

2020.11



*NOT SERVICED SEPARATELY



T543/T603-E-402A

NOTE

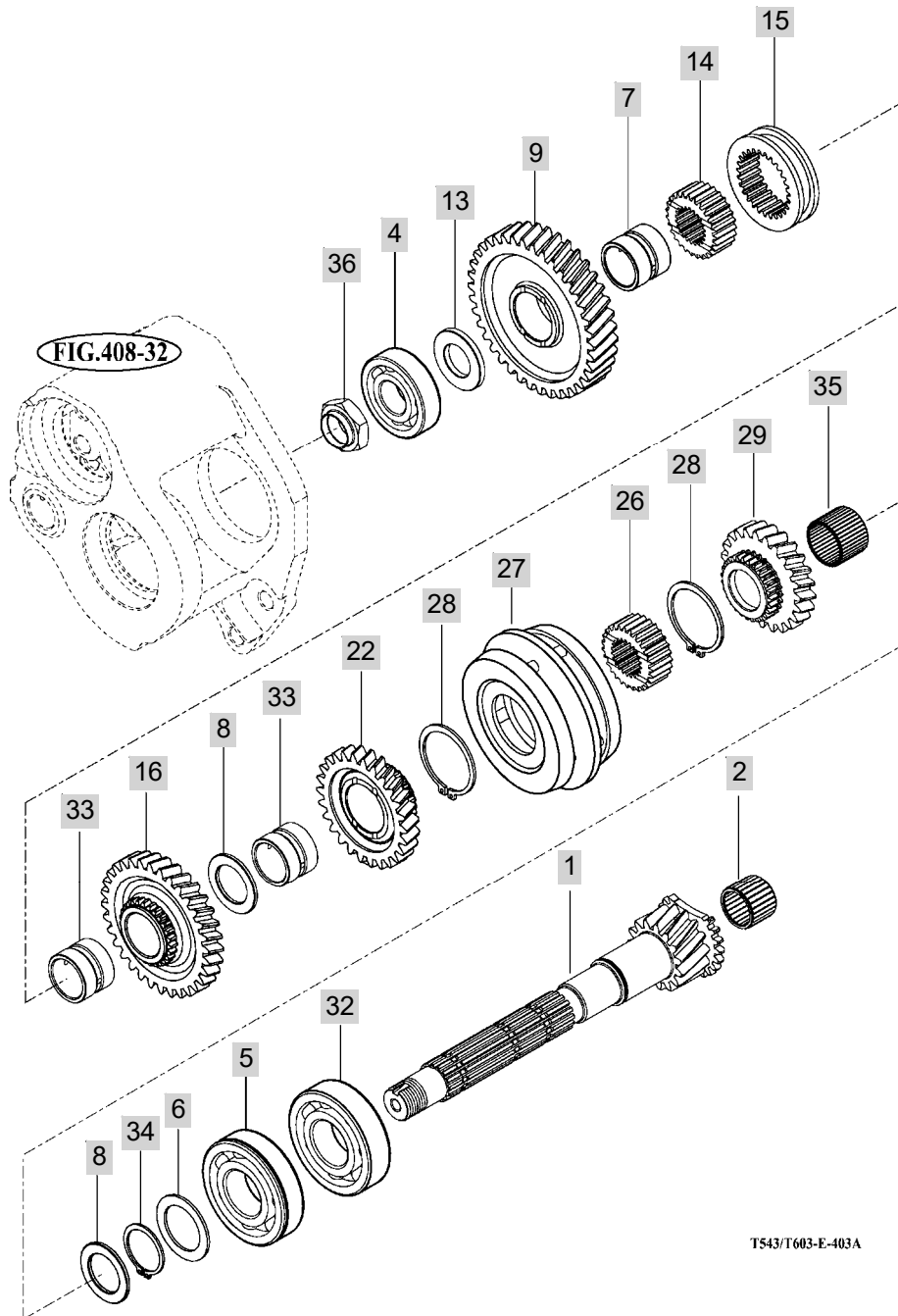
FIG 403

MAIN CHANGE GEARS

년/월
Year/Month

2020.11

T603ST



T543/T603-E-403A

NOTE

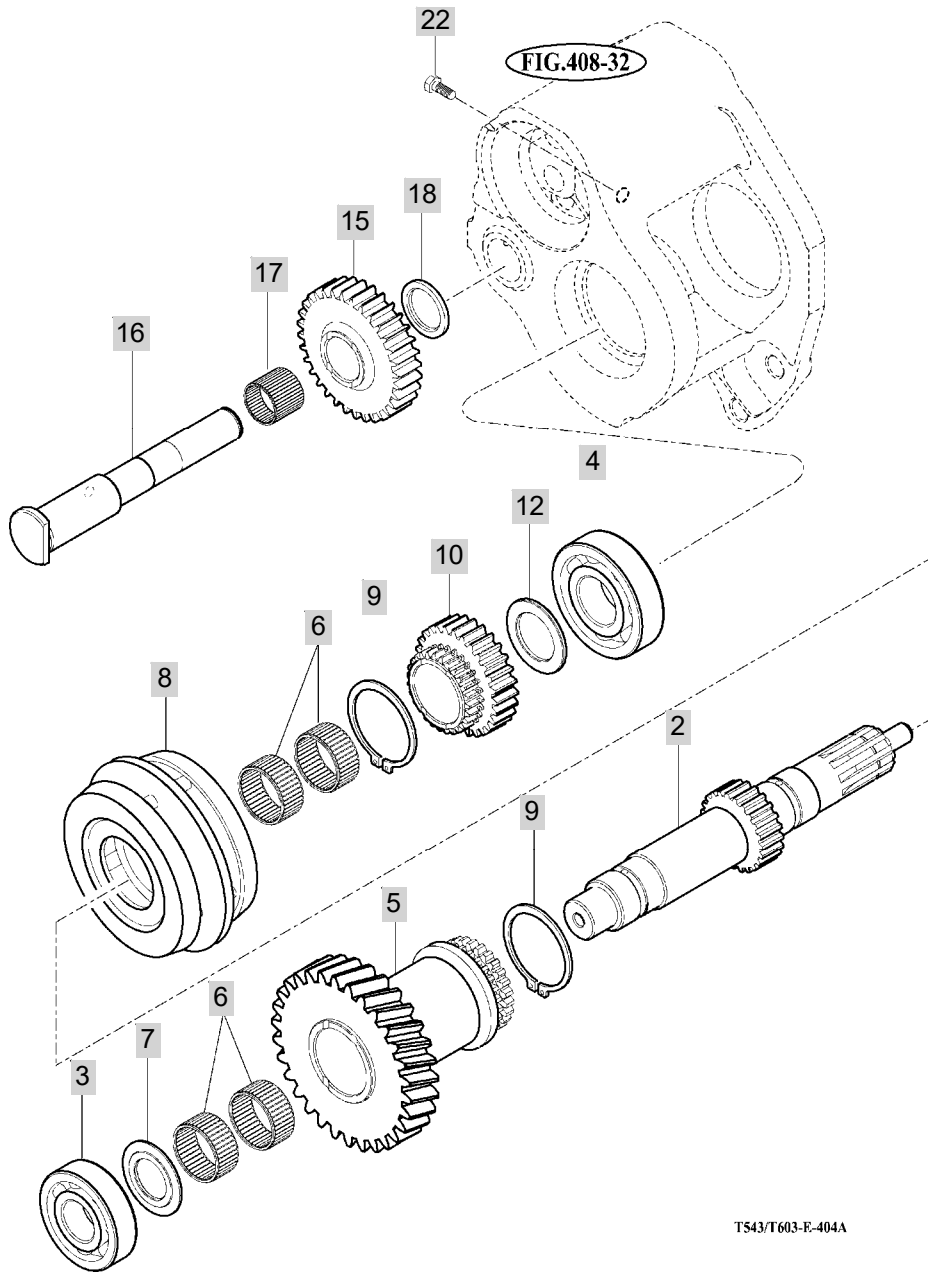
FIG 404A

REVERSE GEARS

년/월
Year/Month

2020.11

T603ST



TS43/T603-E-404A

NOTE

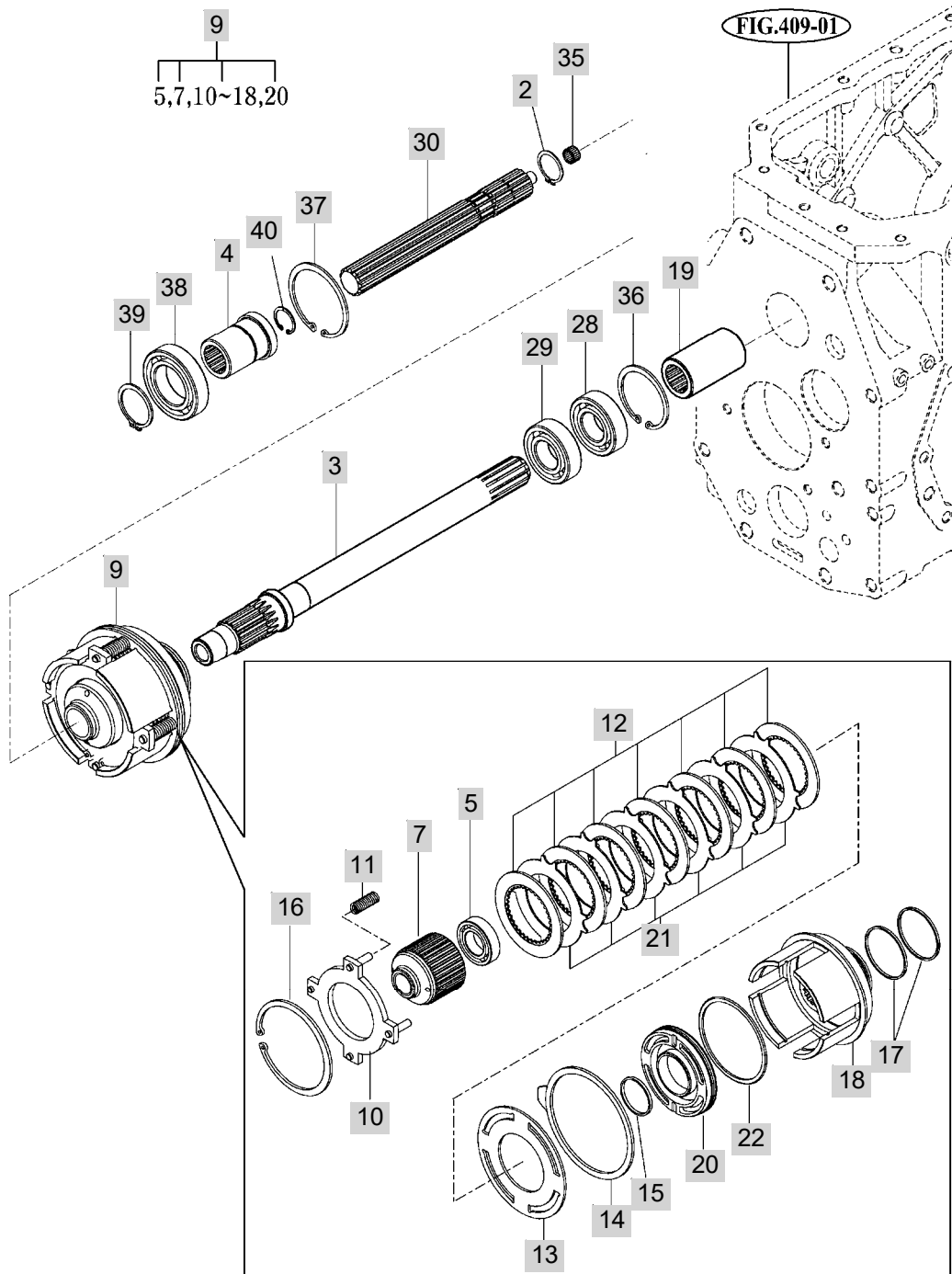
FIG 405

T603ST

P.T.O DRIVE SHAFT

년/월
Year/Month

2020.11



T543/T603-E-405A

NOTE

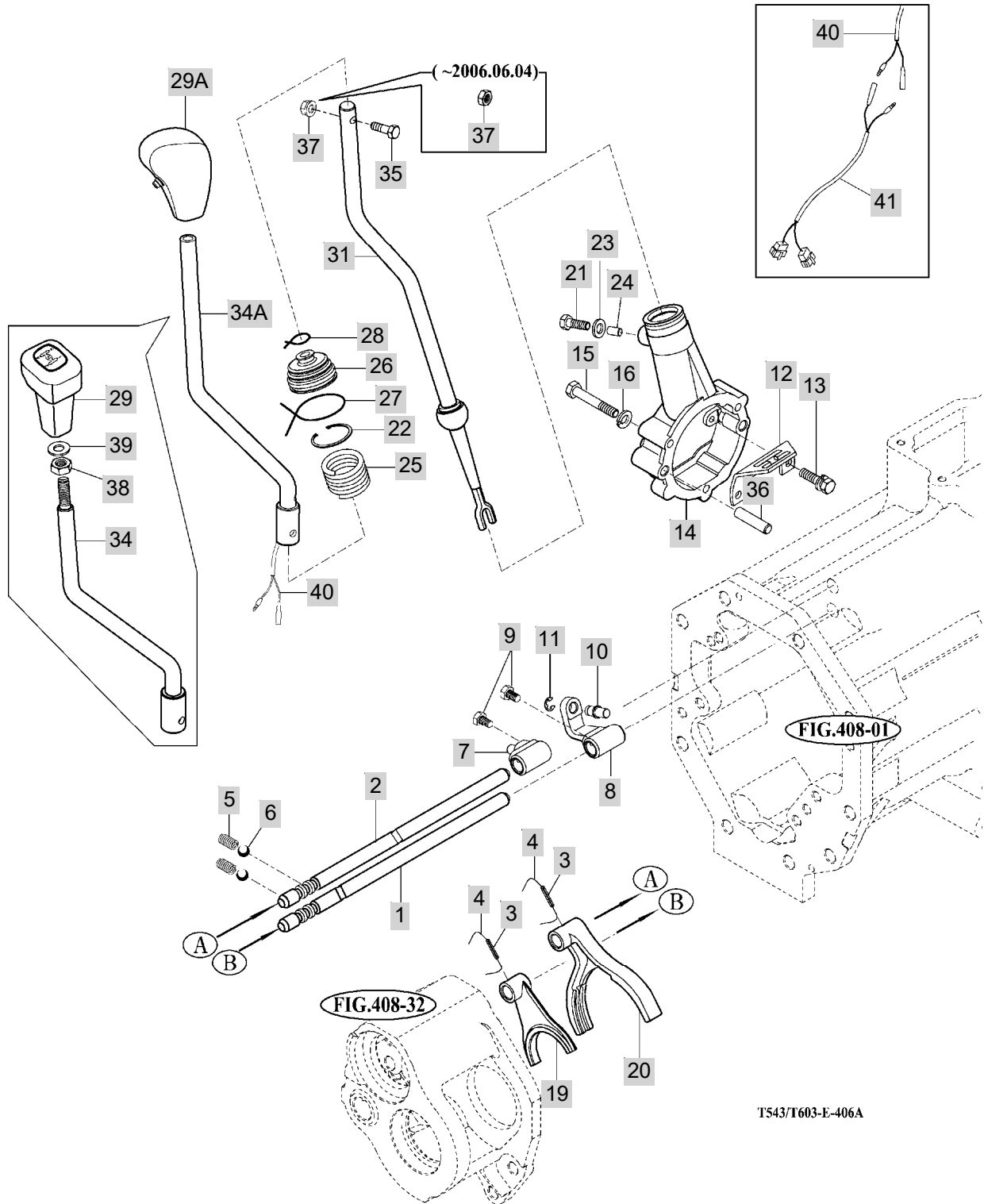
FIG 406

T603ST

MAIN CHANGE LEVER

년/월
Year/Month

2020.11



NOTE

FIG 406		MAIN CHANGE LEVER						년/월	
								Year/Month	
T603ST								2020.11	
KEY NO		PART NO	DESCRIPTION	SPEC	QTY	REPAIR	EFFECTIVE DATE	REMARKS	
406	1	17972230110	STAY , SHIFTER 1ST	D=14	1				
406	2	17972230120	STAY , SHIFTER 3RD	D=14	1				
406	3	V5801406025	PIN , SPRING	6X25	2				
406	4	V5901012150	WIRE , STEEL	1.2X150	1		20030901		
406	5	13022250030	SPRING , SHIFTER	D=1.4	1		20070201		
406	6	V6802000010	BALL , STEEL	5/16	2				
406	7	15642230033M	LINK		1				
406	8	15642230043M	LINK		1				
406	9	15602231600	BOLT , SET SEAL LOCK	M8X16	2		20070121		
406	10	15602230124	PIN , 10X28	D=13	1				
406	11	V7081400070	E-RING	7	1				
406	12	15602230074	GUIDE	T=3.5	1				
406	13	V2173608016	BOLT , HEX/S	M8X16	1		20120501		
406	14	15612230027M	METAL , MAIN		1		20080122		
406	15	V2013608050	BOLT , HEX	M8X50	3				
406	16	V4011600100	WASHER , SPRING	M10	1		20081001		
406	19	15602230018M	FORK , SHIFTER MAIN		1				
406	20	17972230020M	FORK , SHIFTER MAIN		1				
406	21	16007060020	BOLT . DRAIN	M8X12XP1.25	1				
406	22	V7051400320	C-RING , HOLE	32	1				
406	23	15602230085	SEAL	WF-8-15-1.WF-8-15-1.6	4		20060425		
406	24	V5201006016	PIN , PARALLEL/A	6X16	1				
406	25	15602900063	SPRING , C020	D=2.6	1				
406	26	14442180090	BOOT , CHANGE LEVER		1				
406	27	V5901010180	WIRE , STEEL	1.0X180	1				
406	28	V5901010070	WIRE , STEEL	1.0X70	1				
406	29	14502810074	GRIP COMP , MAIN SHIFTER	4.9X6.0X9.3	1		20030601		
406	29A	4IMP500707	GRIP , JOYSTICK	1X1X1	0		20100827		
406	31	17972912000	LEVER COMP , MAIN SHIFTER BAR/ BAR/	3.7X9.5X62.5	1				
406	34	19952913100DG	LEVER COMP , BAR 16	1X1X1	1				
406	34A	19842913100DG	LEVER COMP , BAR 16	1X1X1	1				
406	35	V2013608035	BOLT , HEX	M8X35	0		20080307		
406	36	V5201010022	PIN , PARALLEL/A	10X22	2				
406	37	V3043600100	NUT , HEX/2	M10	2		20080526		
406	38	V3342600100	NUT , HEX FINE/2	M10	0		20081201		
406	39	35602010180	WASHER , BIND SHAFT	T=2.3	1		20120105		
406	40	19842913210	BULLET TERMINAL SET	CA104,CB104	0		20100827		
406	41	19846683550	HARNESS (REAR) LEADWIRE		1				
NOTE									

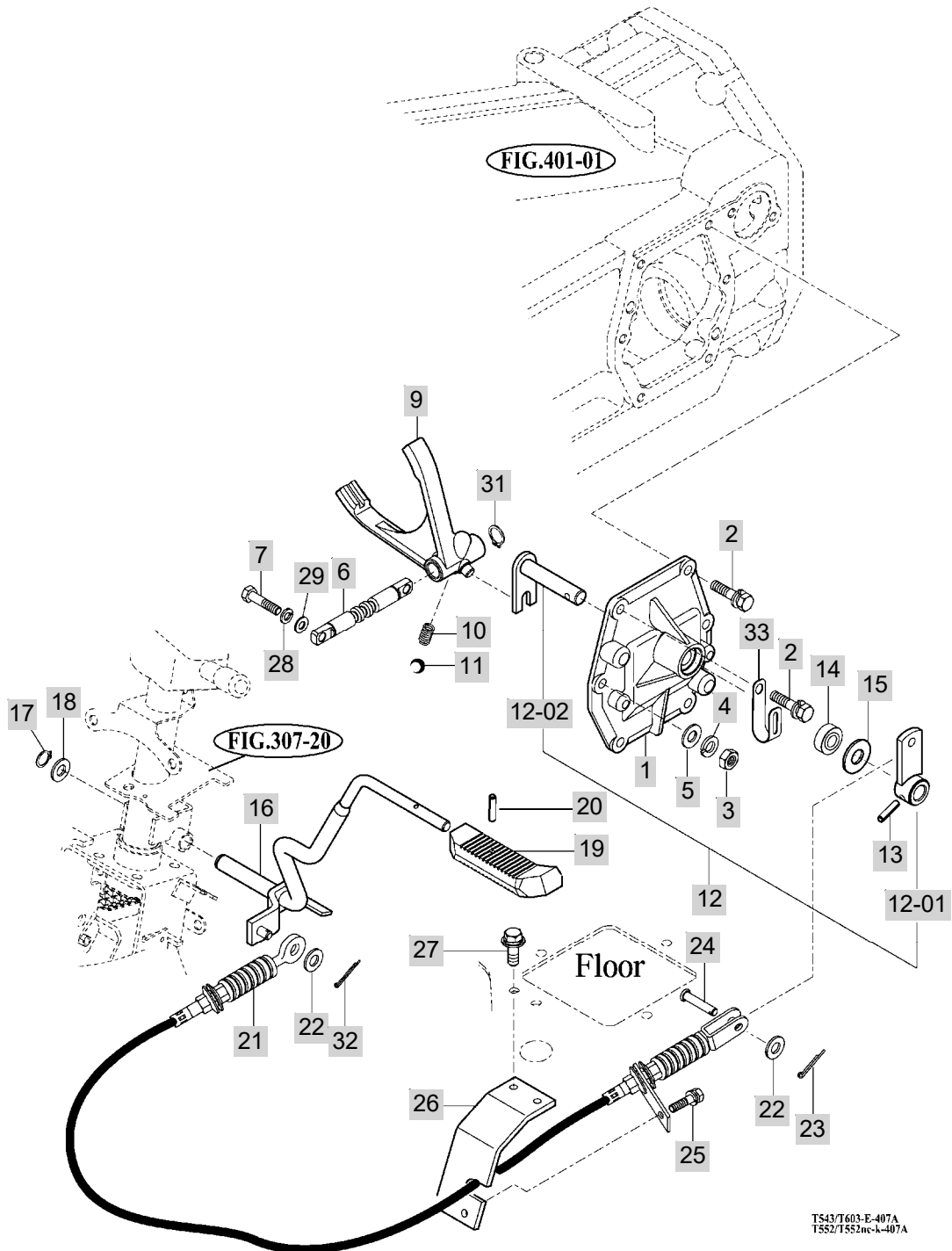
FIG 407A

T603ST

REVERSE CHANGE LEVER

년/월
Year/Month

2020.11



TS43/T603-E-407A
T552/T552ac-k-407A

NOTE

FIG 407A T603ST	REVERSE CHANGE LEVER	년/월 Year/Month
		2020.11

KEY NO	PART NO	DESCRIPTION	SPEC	QTY	REPAIR	EFFECTIVE DATE	REMARKS
407A	1	15602250015M	METAL , SHIFTER REVERSE				
407A	2	V2205408016	BOLT .HEX/R	M8X16			20071207
407A	3	V2183608020	BOLT , HEX/SP	M8X20			20090623
407A	4	V4011600100	WASHER , SPRING	M10			20081001
407A	5	V4111600080	WASHER , PLAIN	M8			20090223
407A	6	15602250025	STAY , SHIFTER REVERSE				
407A	7	14151210090	BOLT , REAMER	육각 B=12			
407A	9	17972250090M	FORK , SHIFTER/REVERSE	12.8X13.3X5.5			
407A	10	13022250030	SPRING , SHIFTER	D=1.4			20070201
407A	11	V6802000010	BALL , STEEL	5/16			
407A	12	12512252200	ARM SET , REVERSE				
407A	12-01	15602252300	ARM COMP	1X1X1			
407A	12-02	15602232002	HOOK COMP				
407A	13	V5111006036	PIN , TAPER SPLIT	6X36			
407A	14	V7441142508	SEAL , OIL/D	D14258		B	
407A	15	13667012020	WASHER	32X14X2.3			
407A	16	15662832004	LEVER COMP , BAR 14	1X1X1			
407A	17	V7041400140	C-RING , SHAFT	14			
407A	18	14276010030	WASHER , 15X24X2	T=1.6			
407A	19	15441170051	GRIP , 10X115				
407A	20	V5801403016	PIN , SPRING	3X16			
407A	21	17682842000	CABLE ASSY , REVERSE 785	1X1X1			
407A	22	V4111600080	WASHER , PLAIN	M8			20090223
407A	23	V5001925020	PIN D2.5x20	2.5X20			20081201
407A	24	14322420010	PIN	D=8			20110321
407A	25	V2173608016	BOLT , HEX/S	M8X16			20120501
407A	26	17972840010DG	PLATE C	1X1X1			
407A	27	V2183608016	BOLT , HEX/SP	M8X16			20081224
407A	28	V4011600100	WASHER , SPRING	M10			20081001
407A	29	V4111600080	WASHER , PLAIN	M8			20090223
407A	31	V7041400140	C-RING , SHAFT	14			
407A	32	V5001925020	PIN D2.5x20	2.5X20			20081201
407A	33	37371720090	CLAMP , W/HARNESS				20100211

NOTE

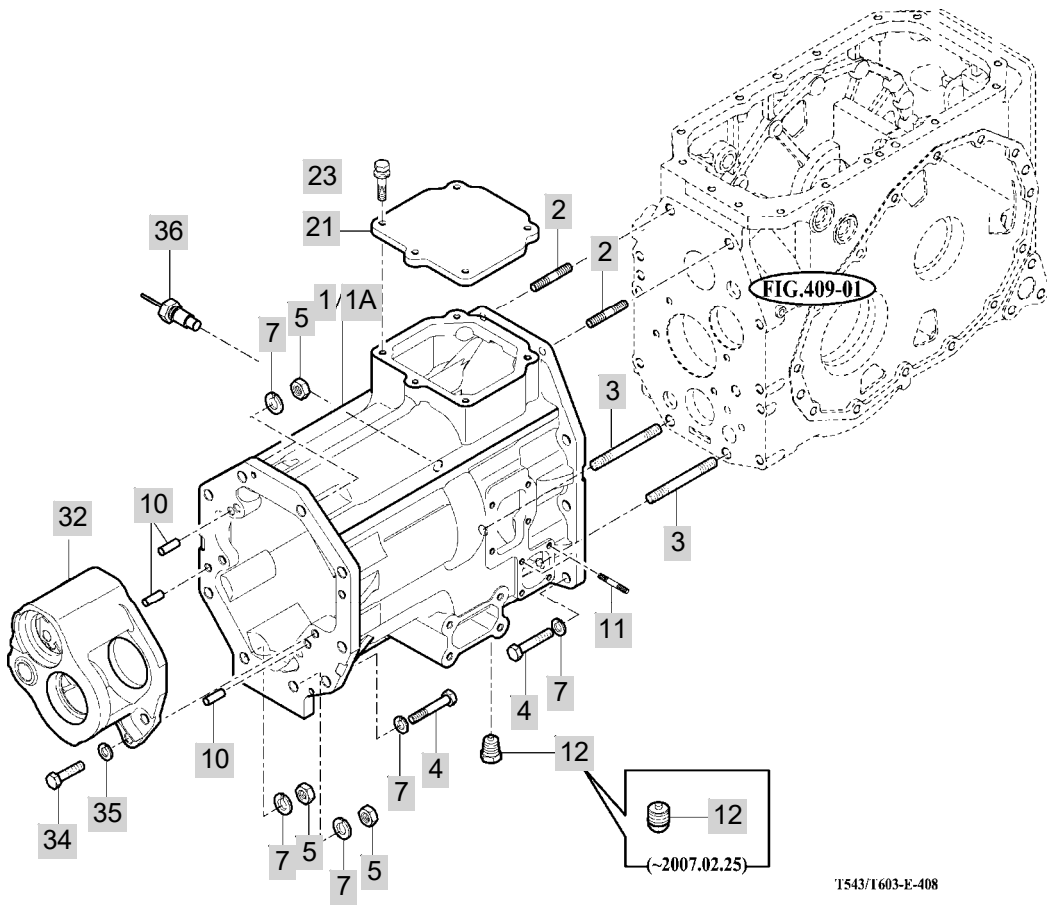
FIG 408

T603ST

TRANSMISSION MID CASE

년/월
Year/Month

2020.11



1543/1603-E-408

NOTE

FIG 408 T603ST		TRANSMISSION MID CASE					년/월 Year/Month	REMARKS
							2020.11	
KEY NO	PART NO	DESCRIPTION	SPEC	QTY	REPAIR	EFFECTIVE DATE		
408	1	17972300011M	CASE , SPACER TRANSMISSION	1X1X1		1	20070921	
408	1A	19842300011M	CASE , SPACER TRANSMISSION	1X1X1		1		
408	2	V2513414040	BOLT , STUD/2	M14X40		2		
408	3	V2513414080	BOLT , STUD/2	M14X80		2		
408	4	V2013614040	BOLT , HEX	M14X40		4	20120710	
408	5	V3043600140	NUT , HEX/2	M14		2	20080701	
408	7	V4011600140	WASHER , SPRING	M14		4	20120710	
408	10	V5201010022	PIN , PARALLEL/A	10X22		4		
408	11	V2513408020	BOLT , STUD/2	M8X20		0	20090223	
408	12	16701015001	PLUG ASSY , DRAIN (MAGNET)	1X1X1		0	20120423	
408	21	17972300110M	COVER , PTO			1		
408	23	V2173608025	BOLT , HEX/S	M8X25		1	20120710	
408	32	17972330411M	METAL , REVERSE	1X1X1		1		
408	34	V2013612035	BOLT , HEX	M12X35		4		
408	35	V4011600120	WASHER , SPRING	M12		2	20090429	
408	36	19842275200	SENSOR ASSY , GEAR TOOTH	1X1X1		1		
NOTE								

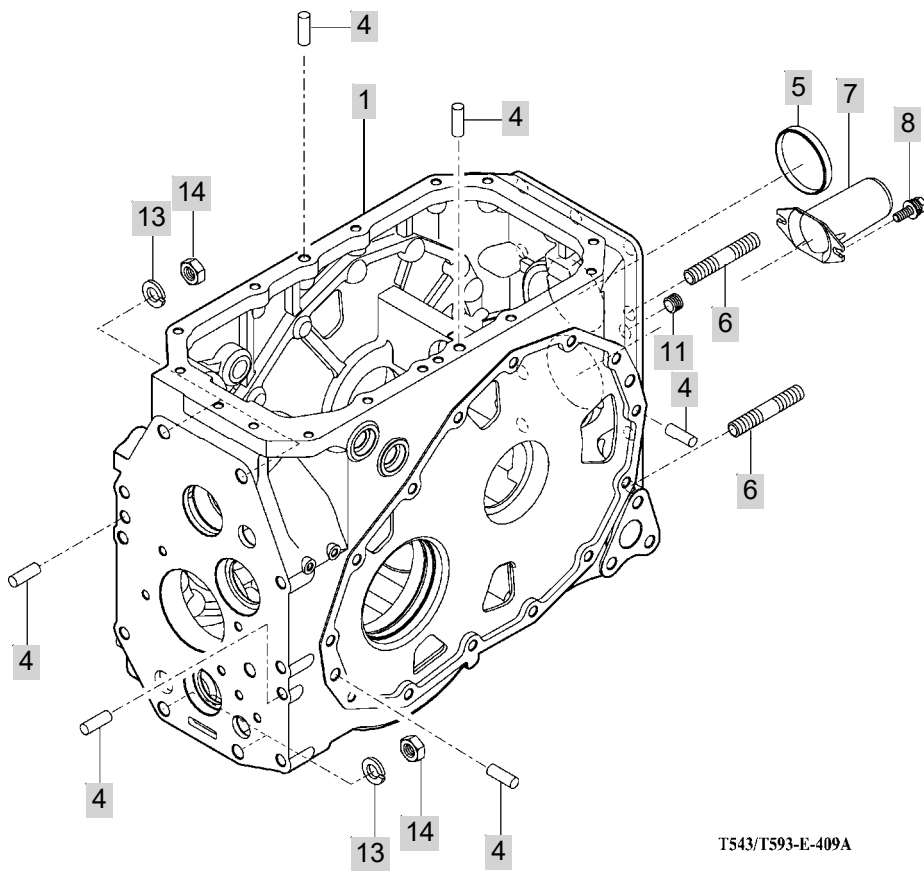
FIG 409

T603ST

TRANSMISSION REAR CASE

년/월
Year/Month

2020.11



T543/T593-E-409A

NOTE

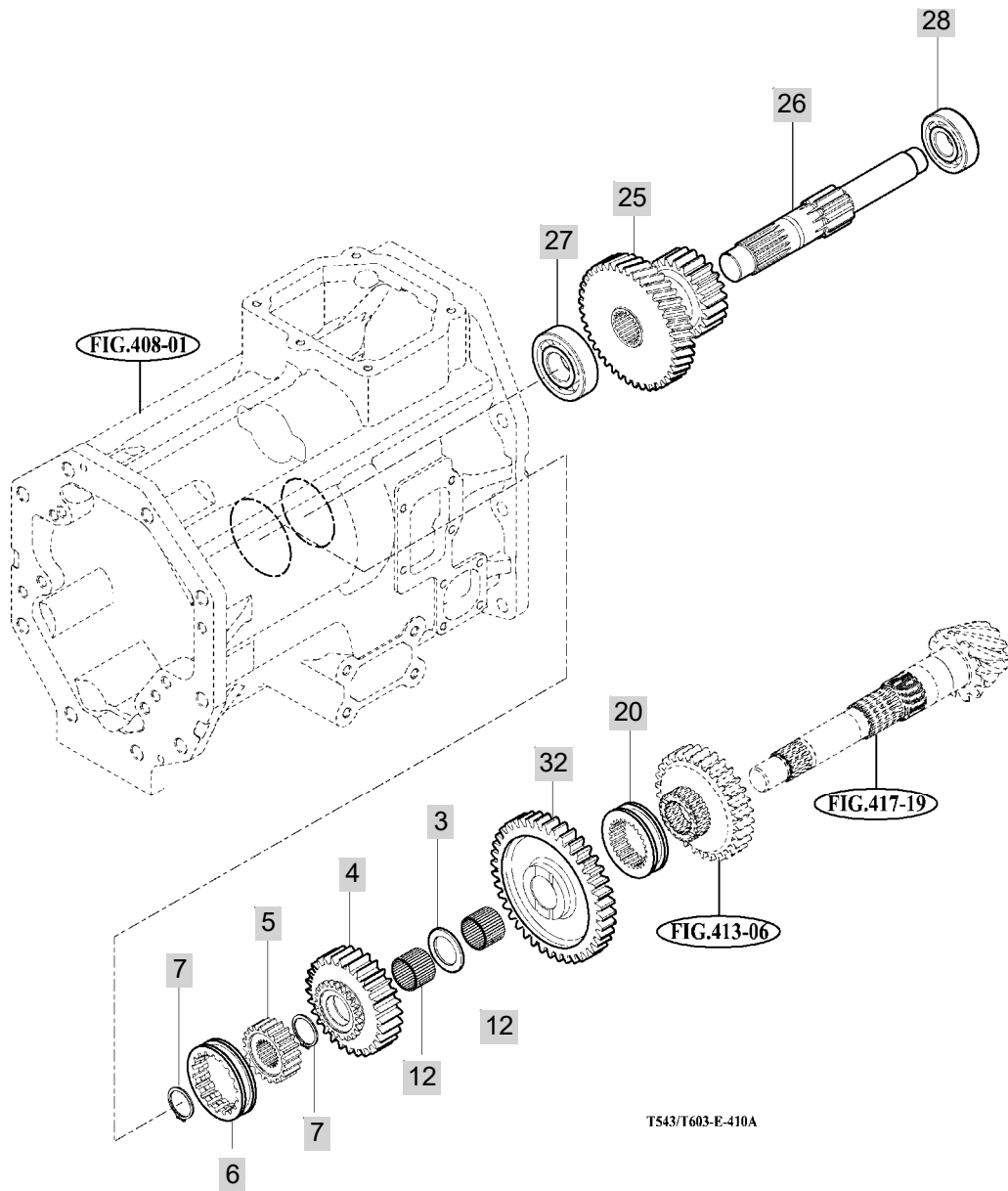
FIG 410

T603ST

SUB CHANGE GEARS

년/월
Year/Month

2020.11



NOTE

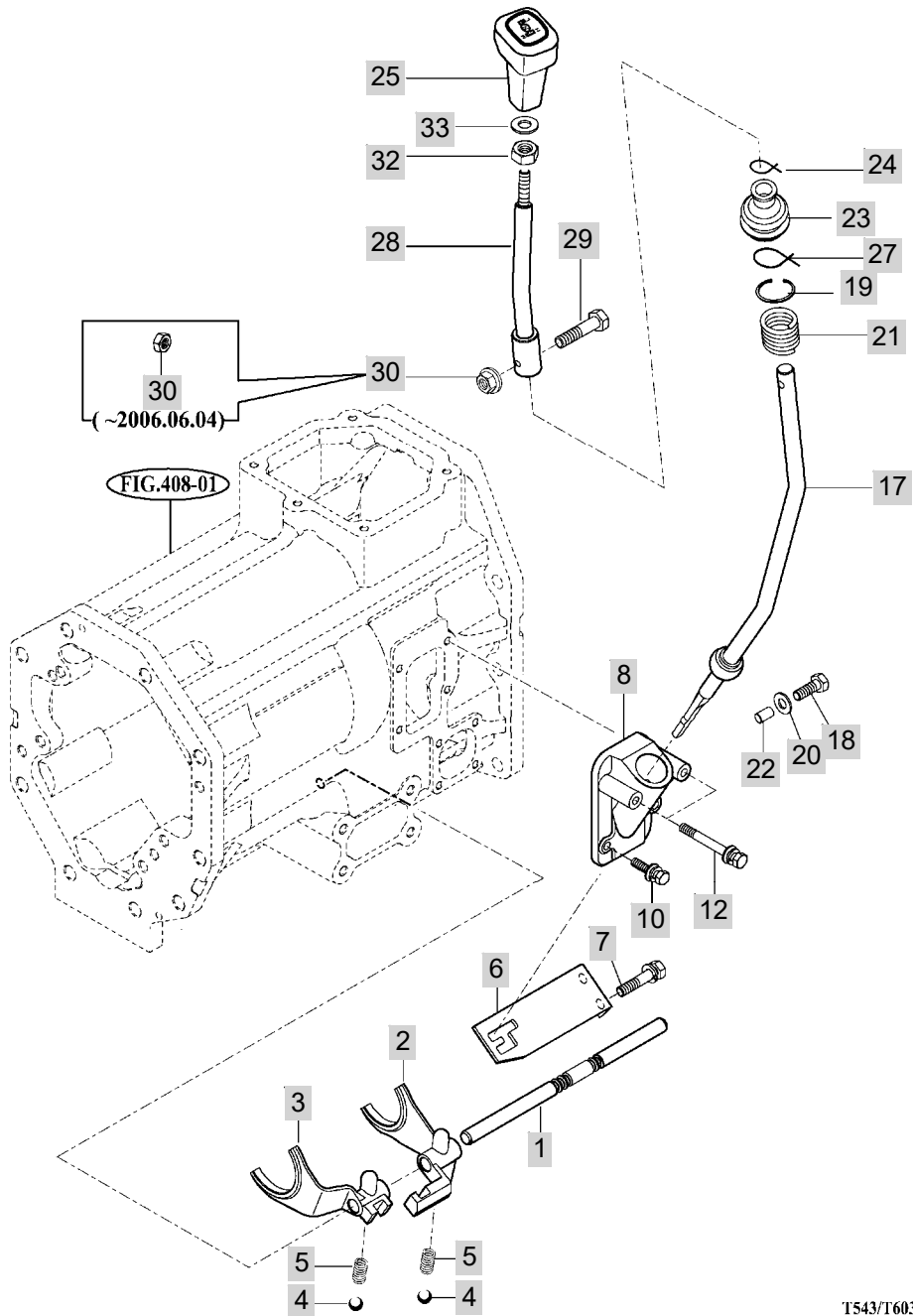
FIG 411

T603ST

SUB CHANGE SHIFTER

년/월
Year/Month

2020.11



T543/T603-E-411A

NOTE

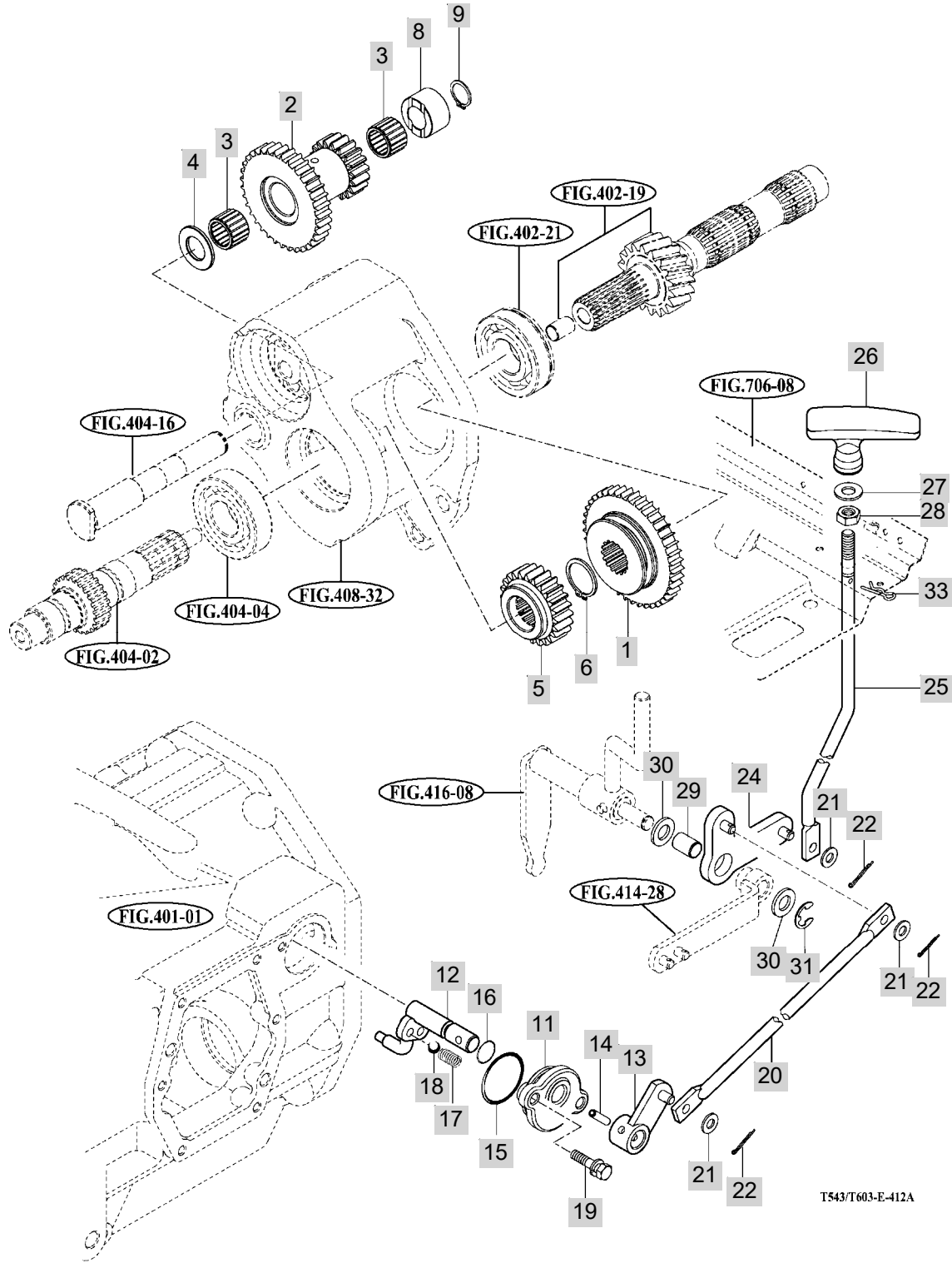
FIG 412

CREEP CHANGE

년/월
Year/Month

2020.11

T603ST



T543/T603-E-412A

NOTE

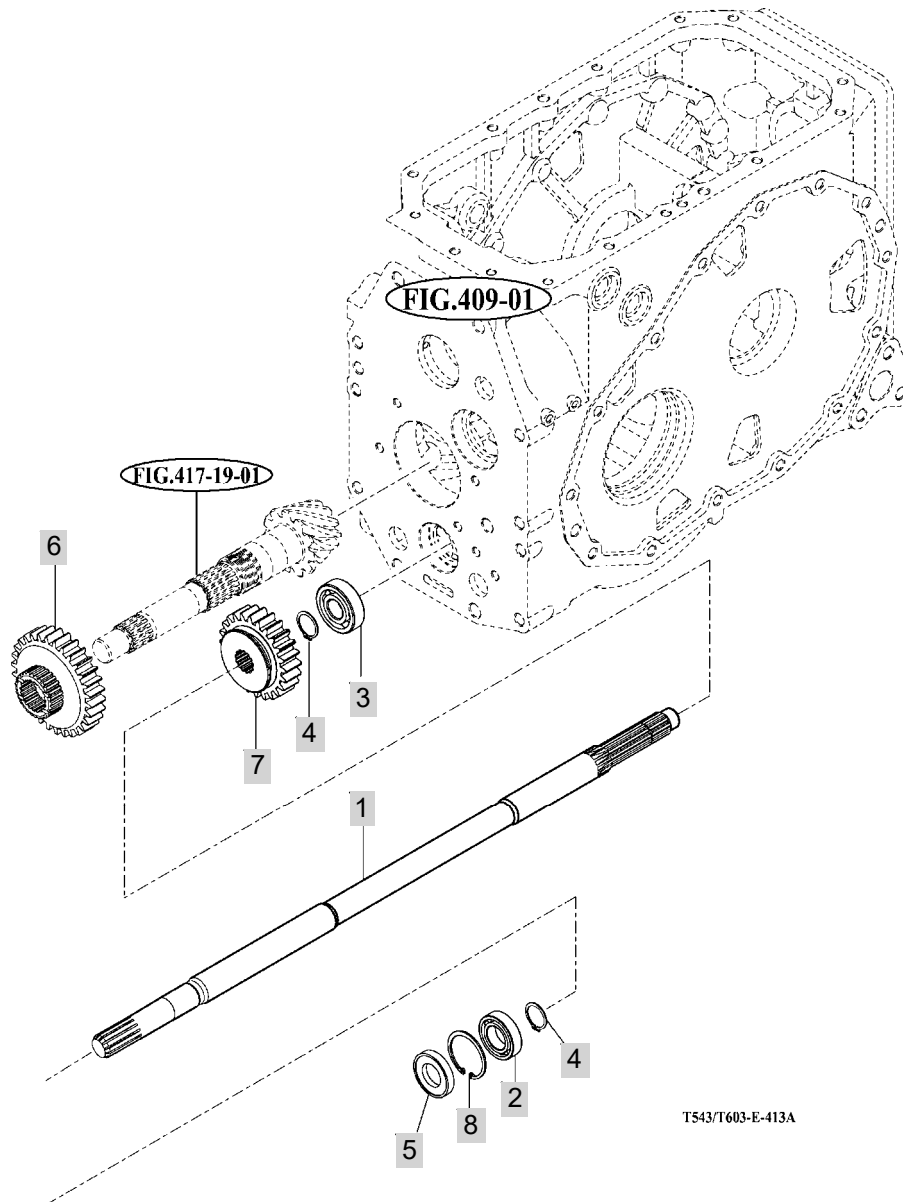
FIG 413A

DRIVE GEARS

년/월
Year/Month

2020.11

T603ST



NOTE

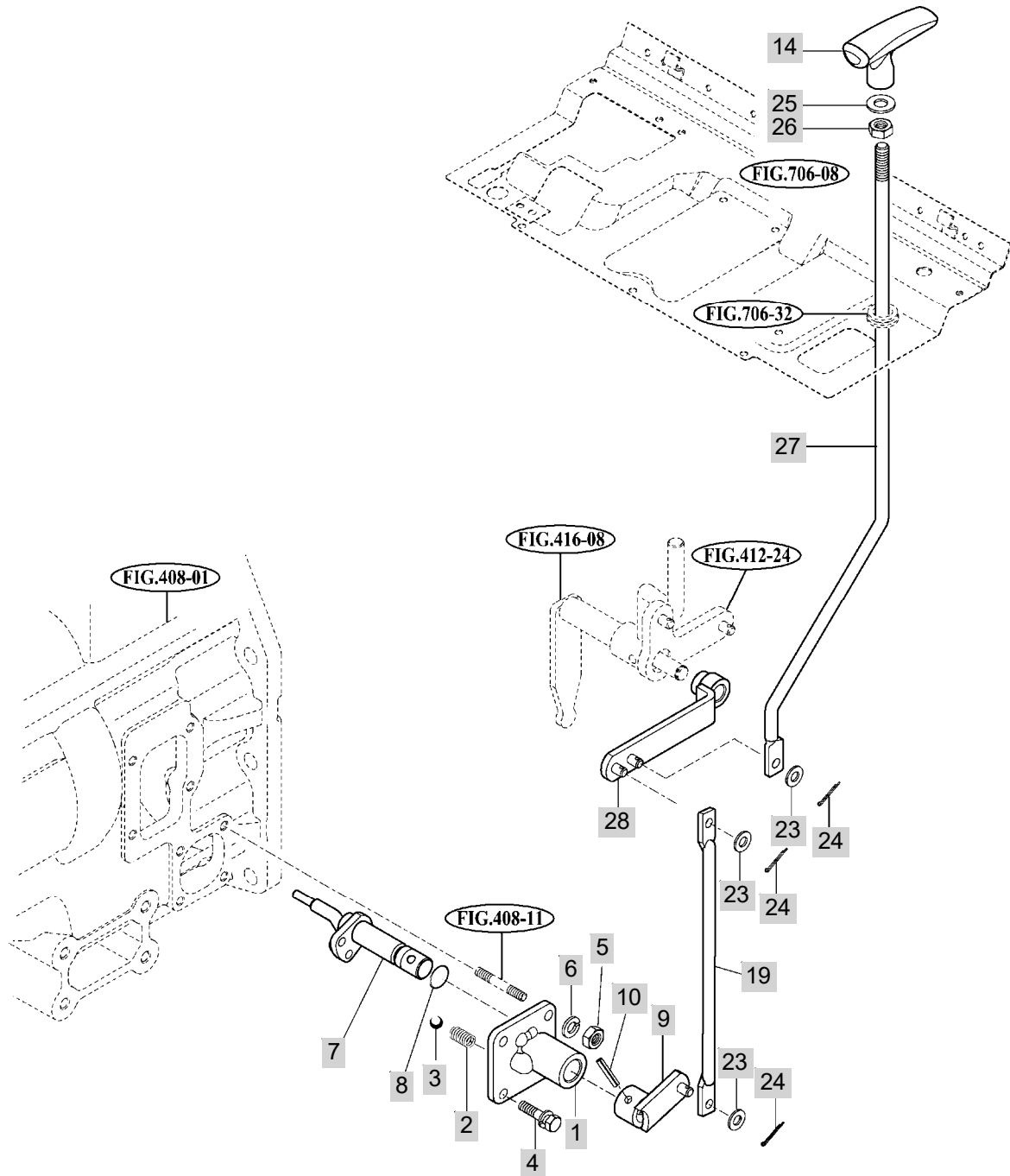
FIG 414A

4WD CHANGE LEVER

년/월
Year/Month

2020.11

T603ST



T543/T603-E-414A

NOTE

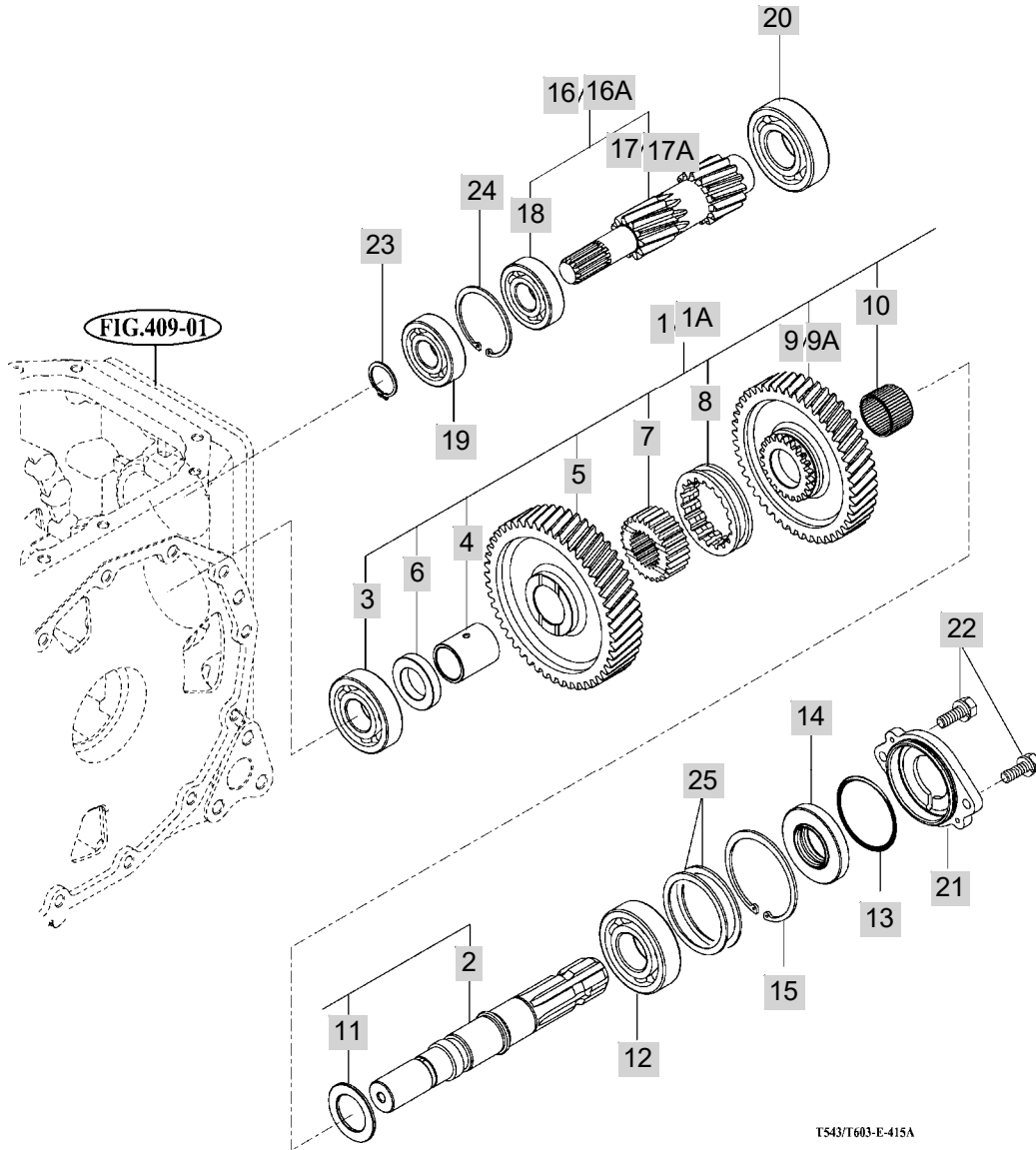
FIG 415

T603ST

P.T.O CHANGE GEARS

년/월
Year/Month

2020.11



NOTE

FIG 415		P.T.O CHANGE GEARS						년/월 Year/Month
T603ST								2020.11

KEY NO	PART NO	DESCRIPTION	SPEC	QTY	REPAIR	EFFECTIVE DATE	REMARKS
415	1	19952739000	GEAR ASSY , PTO		1		
415	1A	17972739000	GEAR ASSY , PTO		1		
415	2	17972730010	SHAFT , PTO	D=40	1		
415	3	V6041106306	BEARING , BALL/HL1	6306HL1	1		
415	4	17972730060	BUSH	1X1X1	1		
415	5	17972730091	GEAR , HELICAL 49T	1X1X1	1		
415	6	17972730110	COLLAR , 30X50X10	30X50X10	1		
415	7	15642730052	HUB , 35X62X20		1		
415	8	15242360050	COUPLING , SLIDE		1		
415	9	19952730150	GEAR , HELICAL 43T	1X1X1	1		
415	9A	17972730151	GEAR , HELICAL 46T	1X1X1	1		
415	10	V6544354026	BEARING , NEEDLE CAGED	KT354026	1		
415	11	15642730082	WASHER , 35X55X3	D=55	1		
415	12	V6041106307	BEARING , BALL/HL1	6307HL1	1		
415	13	V7231020075	O-RING , S	S75	1		
415	14	16322732000	SEAL ASSY , OIL		1		
415	15	V7051400800	C-RING , HOLE	80	1		
415	16	19952709000	GEAR ASSY , PTO COUNT		1		
415	16A	17972709000	GEAR ASSY , PTO COUNT		1		
415	17	19952730200	GEAR , HELICAL 17-11T	6.2X6.2X21.8	1		
415	17A	17972730201	GEAR , HELICAL 14-11T	1X1X1	1		
415	18	V6001106305	BEARING , BALL	6305	1		
415	19	V6001106305	BEARING , BALL	6305	1		
415	20	V6001106307	BEARING , BALL	6307	1		
415	21	17972730230	COVER	1X1X1	1		
415	22	V2173608025	BOLT , HEX/S	M8X25	1	20120710	
415	23	V7041400250	C-RING , SHAFT	25	1		
415	24	V7051400620	C-RING , HOLE	62	1		
415	25	17972730271	SHIM , 65X80X0.2	T=0.2	0	20100222	

NOTE	
------	--

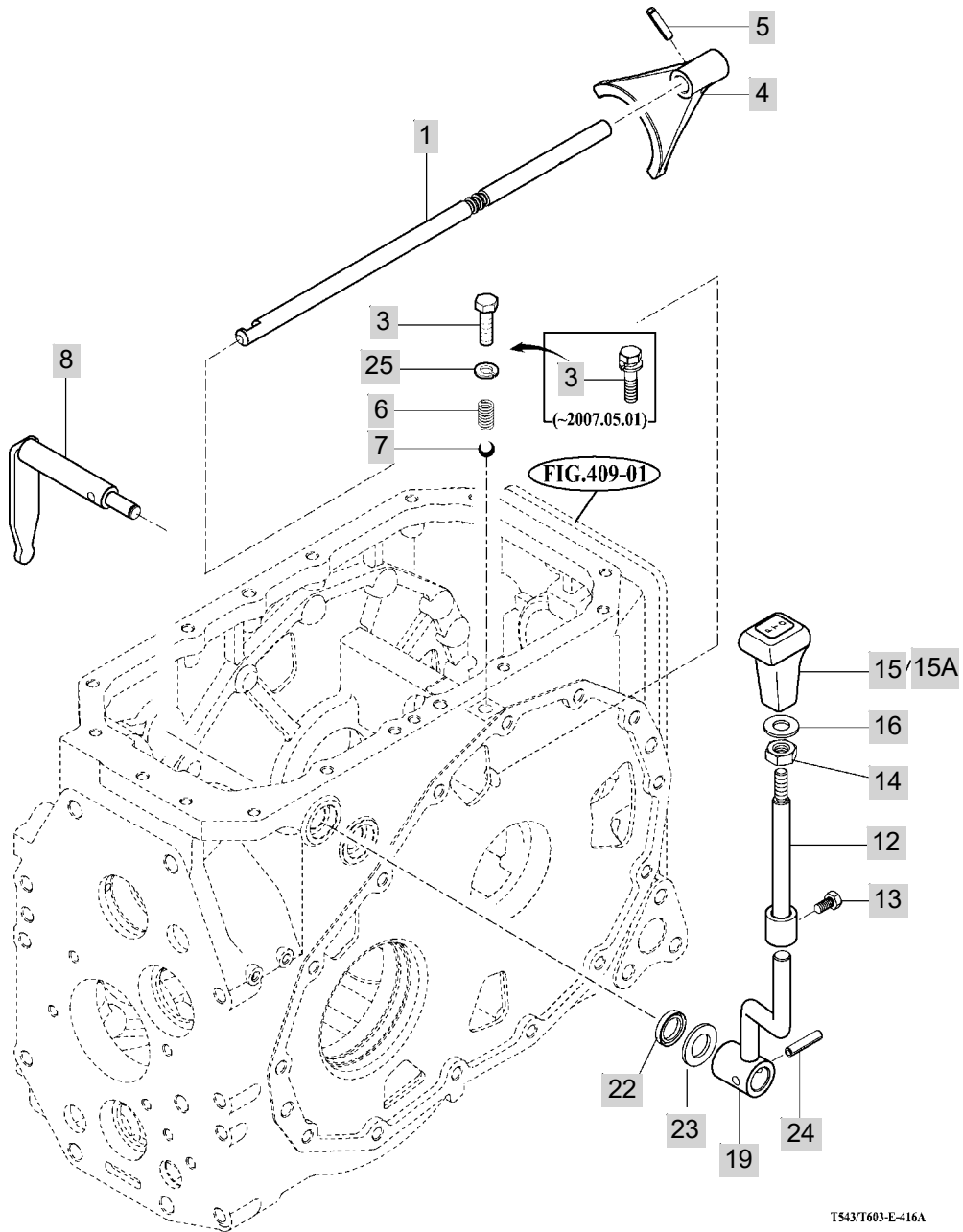
FIG 416

T603ST

P.T.O CHANGE SHIFTER

년/월
Year/Month

2020.11



NOTE

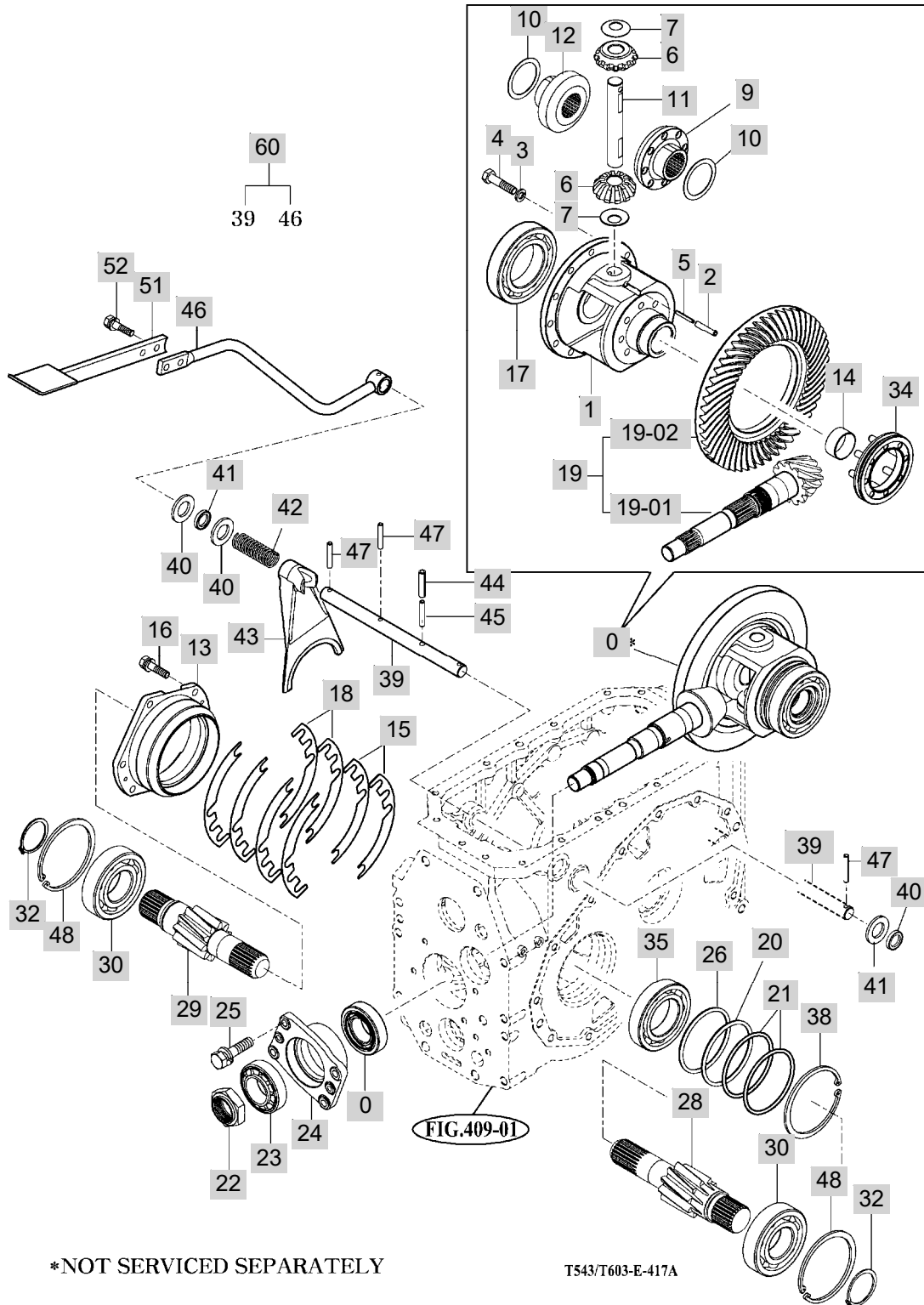
FIG 417

T603ST

P.T.O CHANGE SHIFTER

년/월
Year/Month

2020.11



*NOT SERVICED SEPARATELY

T543/T603-E-417A

NOTE

FIG 417		P.T.O CHANGE SHIFTER					년/월 Year/Month		
							2020.11		
T603ST		KEY NO	PART NO	DESCRIPTION	SPEC	QTY	REPAIR	EFFECTIVE DATE	REMARKS
417	0	19963031000	DIFF SET , RR T553	1X1X1	1				
417	1	17973030011M	CASE , DIFF		1				
417	2	V5801408040	PIN , SPRING	8X50	1				
417	3	V4011600100	WASHER , SPRING	M10	1			20081001	
417	4	V2024610025	BOLT , HEX FINE	M10X25	12				
417	5	V5801405036	PIN , SPRING	5X36	1			20120726	
417	6	17973030060	PINION , DIFF 10	1X1X1	2				
417	7	17973030070	COLLAR , PINION	T=1	2				
417	9	17973030091	GEAR , BEVEL 16LH	1X1X1	1			20100525	
417	10	17973030100	COLLAR , THRUST	T=1	2				
417	11	17973030110	SHAFT , DIFF PINION	1X1X1	1				
417	12	17973030121	GEAR , BEVEL 16RH	1X1X1	1			20100525	
417	13	17973030131M	METAL , DIFF		1				
417	14	17973030030	BUSH , 40X44X20	404420	1				
417	15	17973030150	SHIM , 0.1	1X1X1	4				
417	16	V2173610030	BOLT , HEX/S	M10X30	6				
417	17	V6001106214	BEARING , BALL	6214	1				
417	18	17973030160	SHIM , 0.2	T=0.2	8				
417	19	19963022100	GEAR SET , 11-48T		1				
417	19-01	19963022110	PINION , BEVEL 11T	1X1X1	1				
417	19-02	17973022120	GEAR , BEVEL 48T	1X1X1	1				
417	20	17973030201	SHIM , 95X109.8X1.5	T=1.5	1				
417	21	14523010050	SHIM , 0.1	T=0.1	1			20090923	
417	22	17973030020	NUT , M40 P1,5	육각B=55	1				
417	23	V6321132208	BEARING, TAPER ROLLER	32208CR	1			20120622	
417	24	19963010040M	METAL , PINION		1				
417	25	V2173610030	BOLT , HEX/S	M10X30	4				
417	26	14523010100	SHIM , 0.2	T=0.2	1			20080822	
417	28	19963030280	PINION , LH WHEEL	1X1X1	1				
417	29	19963030290	PINION , RH WHEEL	1X1X1	1				
417	30	V6001106310	BEARING , BALL	6310	2				
417	32	V7041400500	C-RING , SHAFT	50	2				
417	34	17973033400	SLEEVE COMP	1X1X1	1				
417	35	V6001106212	BEARING , BALL	6212	1				
417	38	V7051401100	C-RING , HOLE	110	1				
417	39	17973030391	SHAFT , DIFF LOCK	D=20	1				
417	40	V4111600200	WASHER , PLAIN	M20	3				
417	41	V7421203007	SEAL , OIL/G	G203006	2				
417	42	17973030420	SPRING	(D=3.6) X22.5X74.5	1				
417	43	17973030431M	FORK , DIFF		1				
417	44	V5801408036	PIN , SPRING	8X36	1			20120726	
417	45	V5801405036	PIN , SPRING	5X36	1			20120726	
417	46	17973034601	PEDAL COMP , DIFF LOCK	4.8X16.6X36	1				
417	47	V5801406032	PIN , SPRING	6X32	3				
417	48	V7051401100	C-RING , HOLE	110	2				
NOTE									

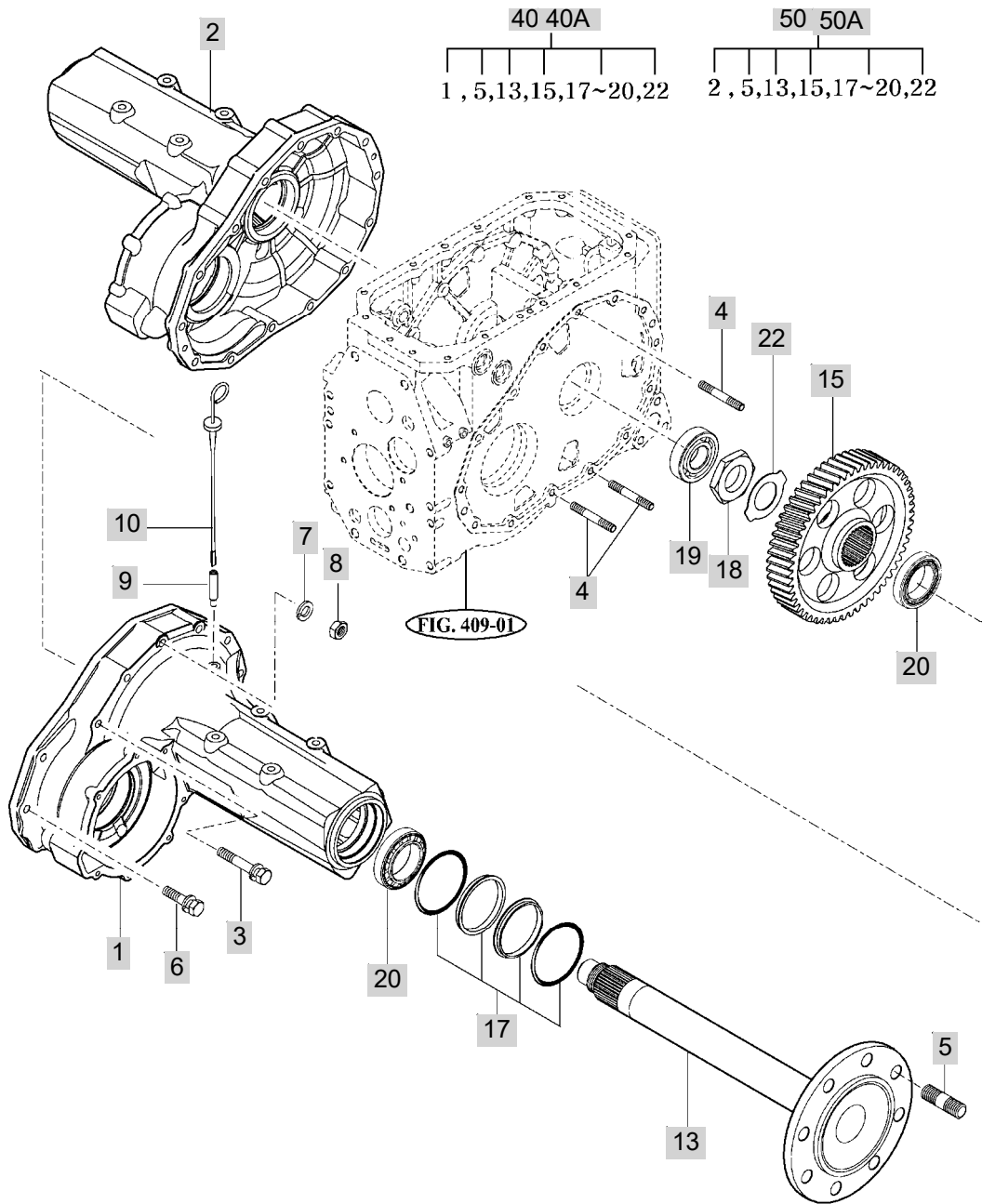
FIG 418

REAR AXLE HOUSING

년/월
Year/Month

2020.11

T603ST



NOTE

5. FRONT AXLE,SUPPORTER & DRIVE SHAFT PART NO.
T603ST-E-C5

FIG 501 FRONT AXLE SUPPORT	214
FIG 502 FRONT DRIVE SHAFT	216
FIG 503 FRONT AXLE HOUSING	218
FIG 504 FRONT DIFFERENTIAL GEARS	220
FIG 505 FRONT GEAR CASE (1)	222
FIG 506 FRONT GEAR CASE (2)	224
FIG 507 FRONT GEAR CASE (3)	226

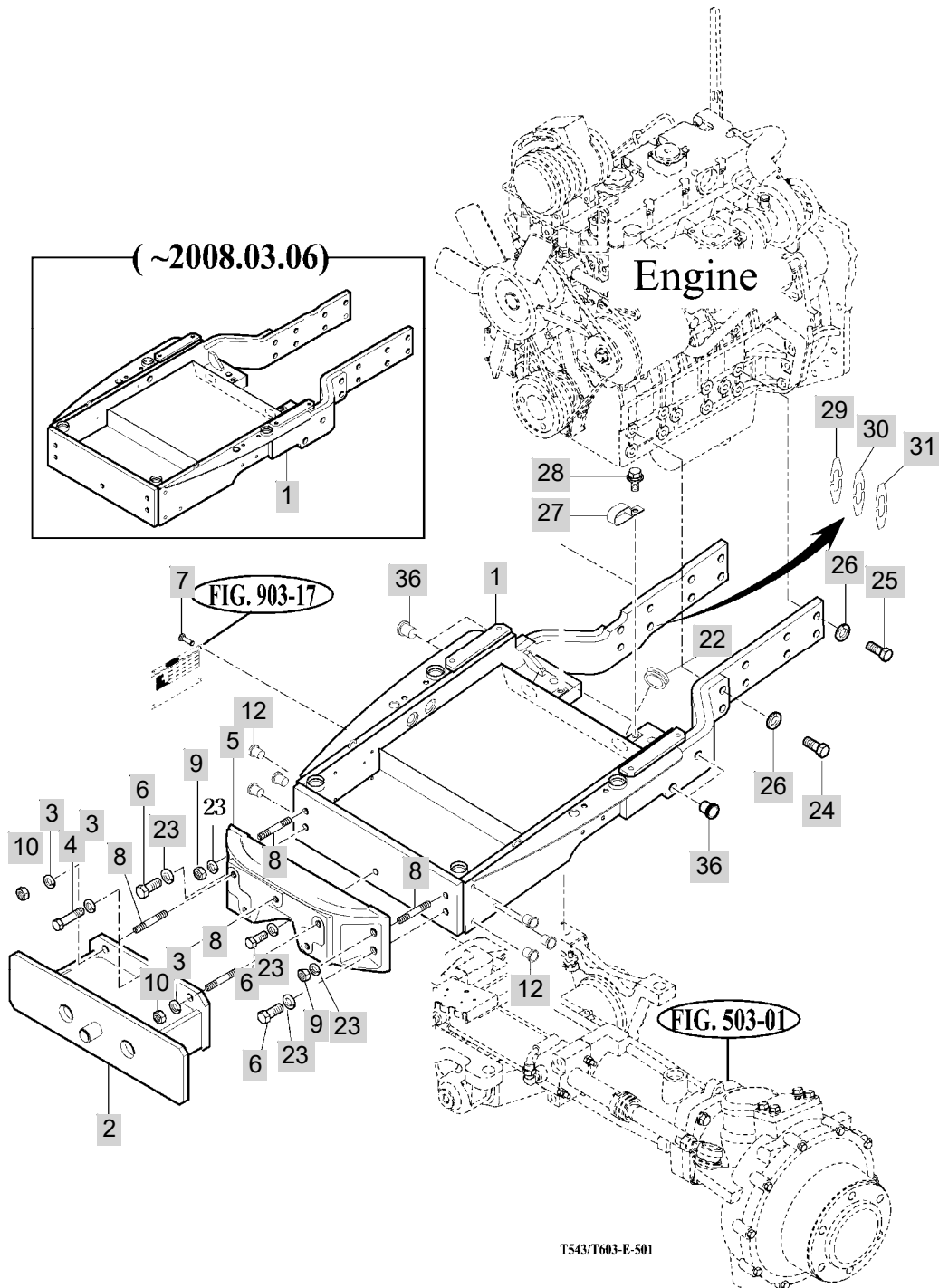
FIG 501

T603ST

FRONT AXLE SUPPORT

년/월
Year/Month

2020.11



NOTE

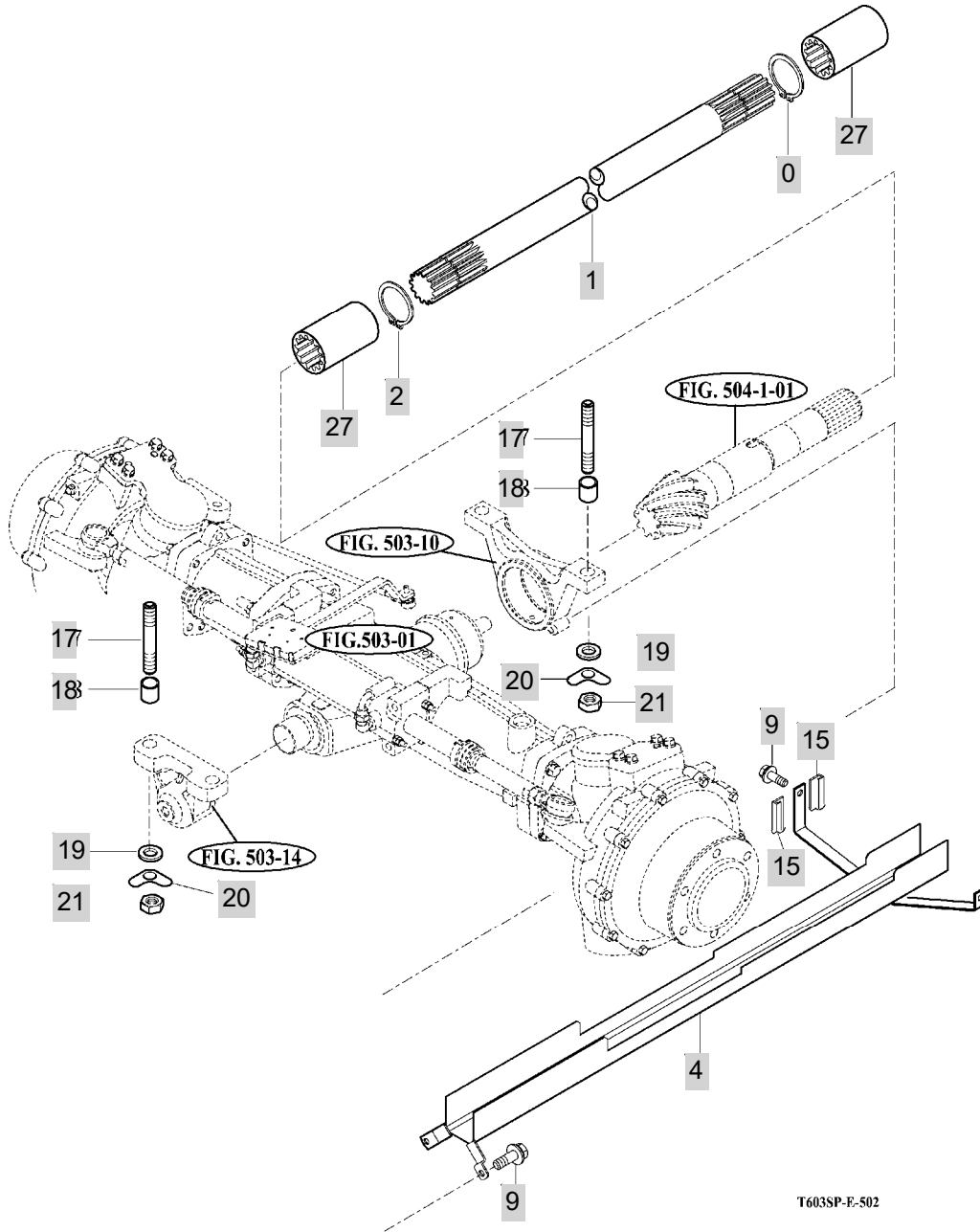
FIG 502

T603ST

FRONT DRIVE SHAFT

년/월
Year/Month

2020.11



T603SP-E-502

NOTE

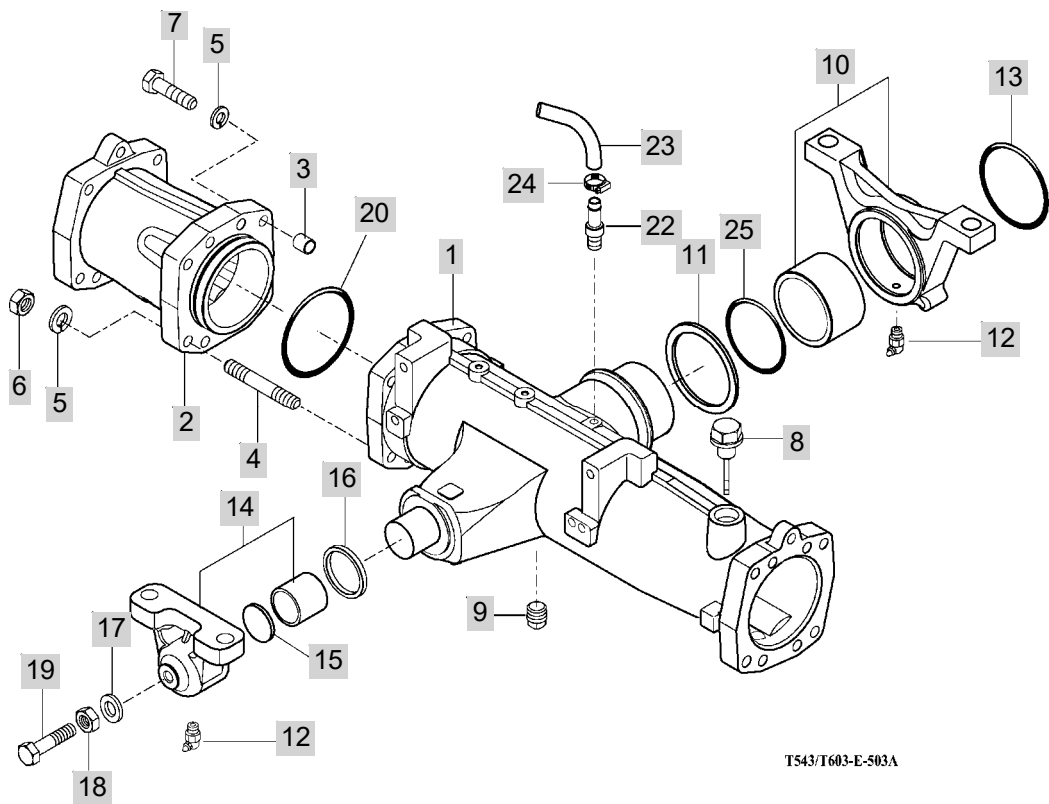
FIG 503

FRONT AXLE HOUSING

년/월
Year/Month

2020.11

T603ST



T543/T603-E-503A

NOTE

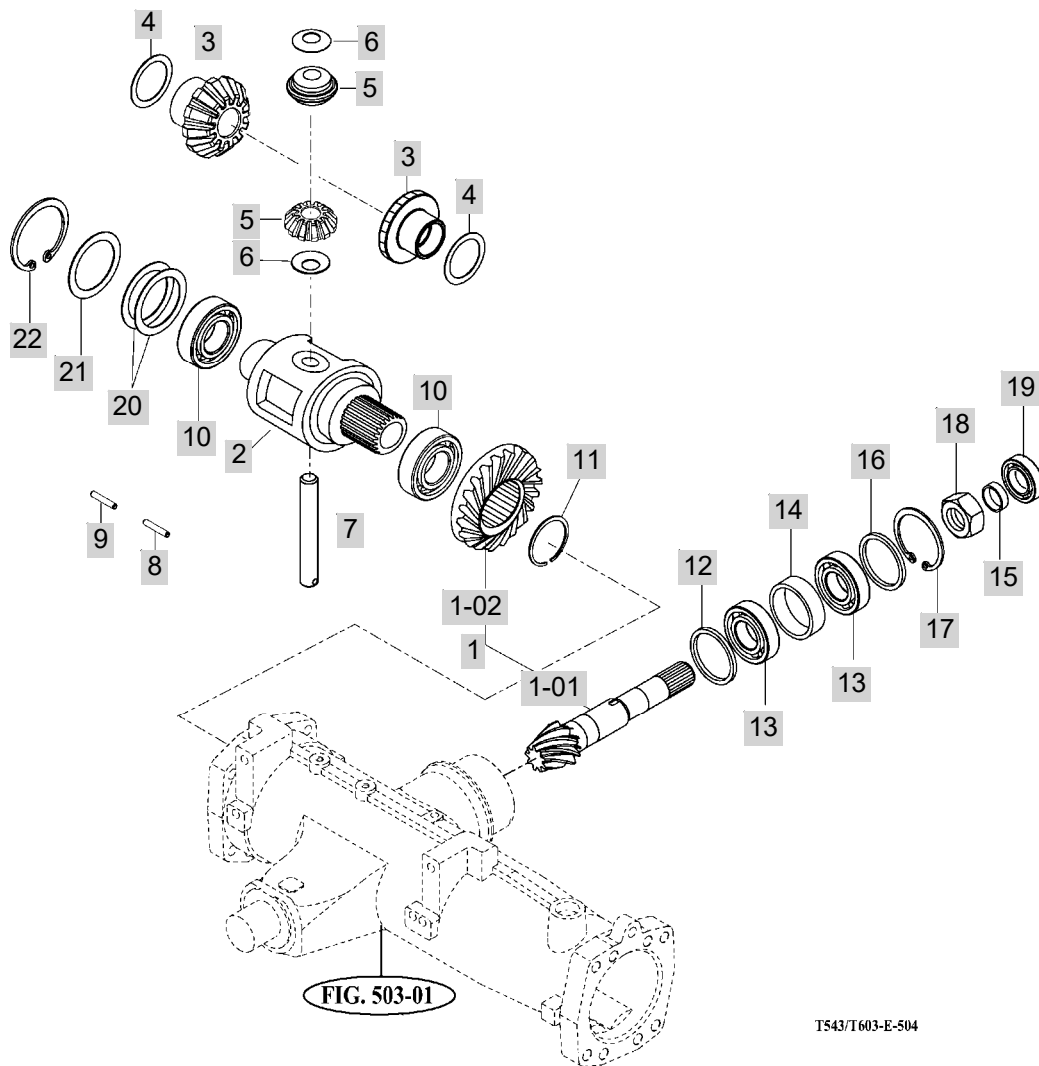
FIG 504

T603ST

FRONT DIFFERENTIAL GEARS

년/월
Year/Month

2020.11



T543/T603-E-504

NOTE

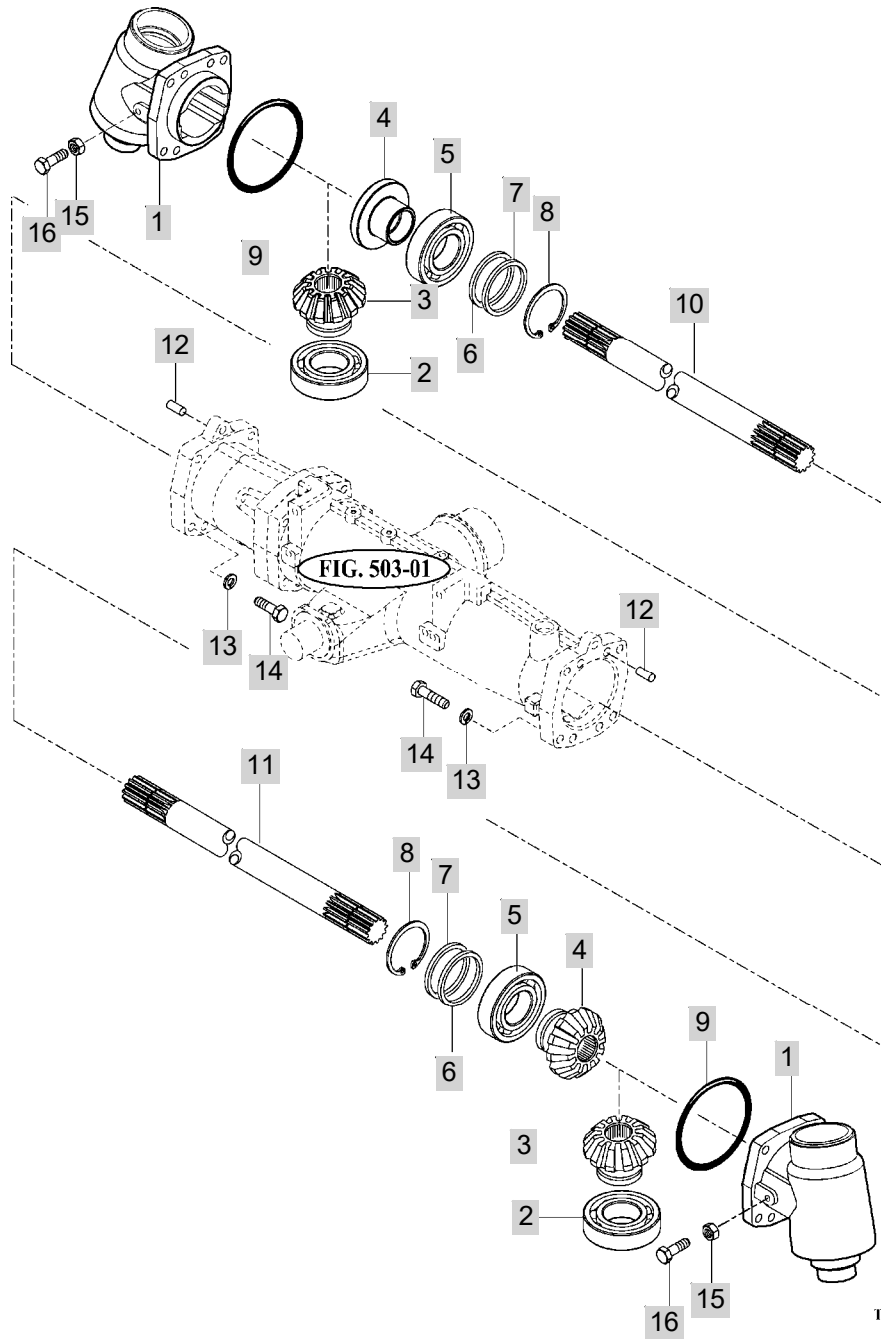
FIG 505

T603ST

FRONT GEAR CASE (1)

년/월
Year/Month

2020.11



T543/T603-E-505A

NOTE

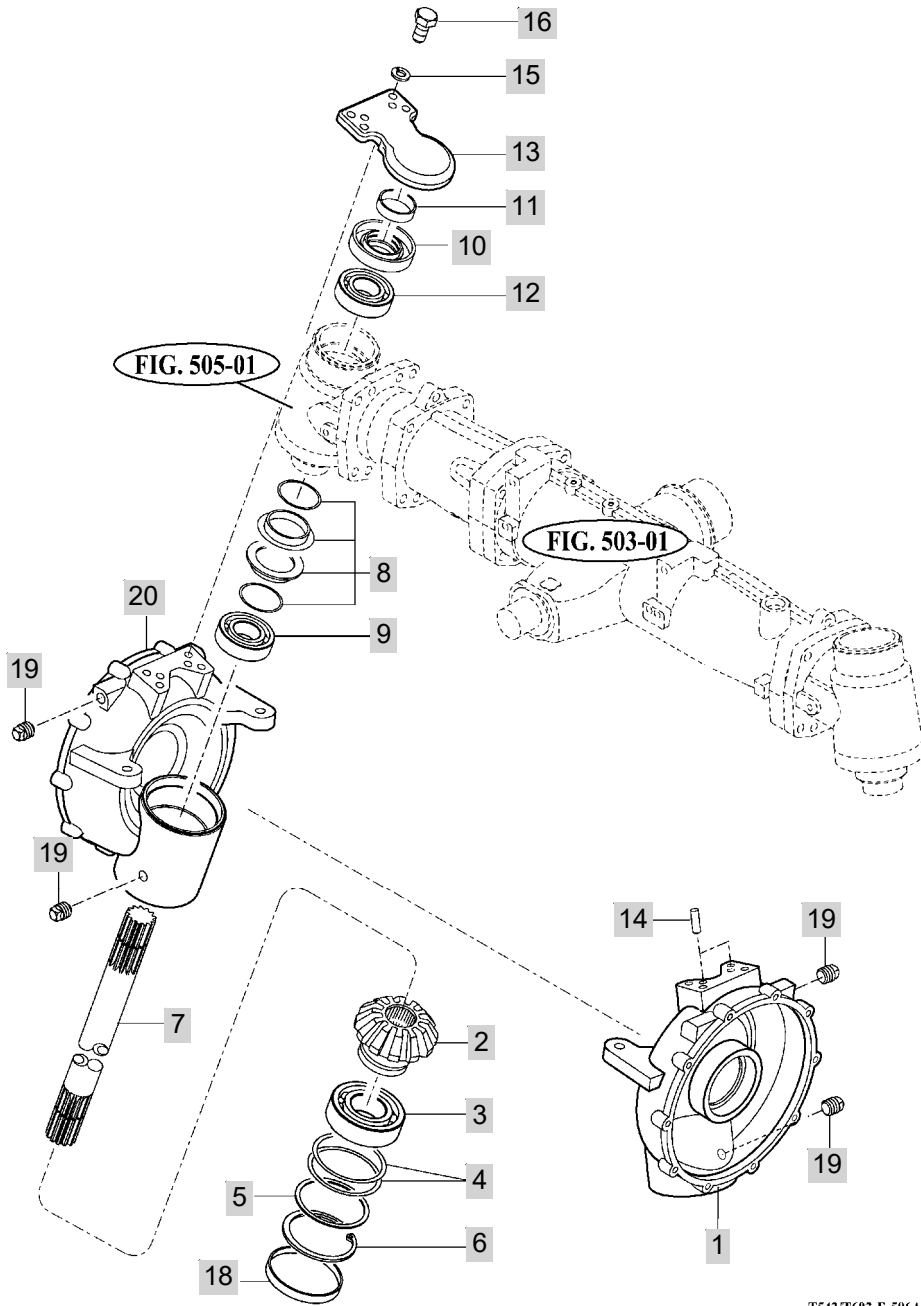
FIG 506

T603ST

FRONT GEAR CASE (2)

년/월
Year/Month

2020.11



T543/T603-E-506A
T552/T552-K-306A

NOTE

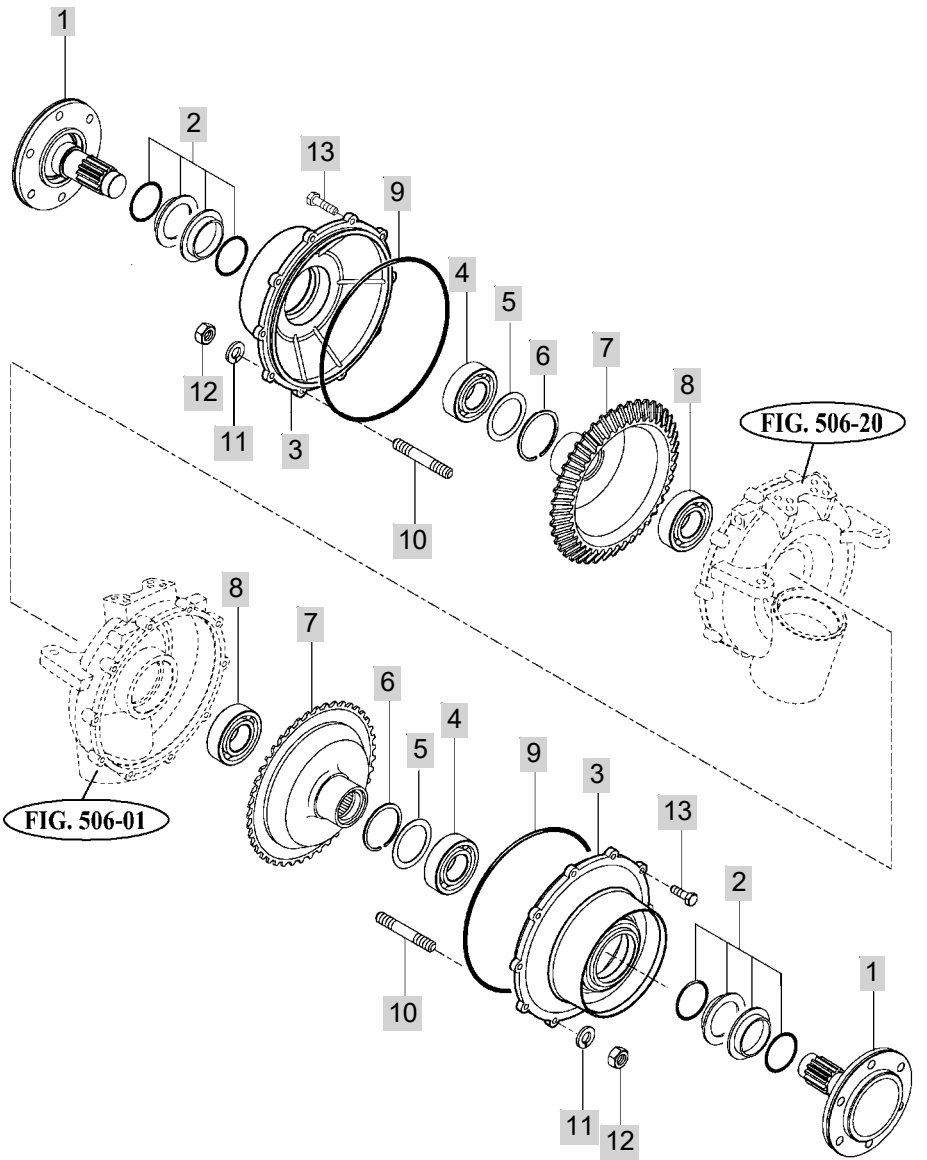
FIG 507

T603ST

FRONT GEAR CASE (3)

년/월
Year/Month

2020.11



T543/T603-E-507A
T552/T552-E-507A

NOTE

6. HYDRAULICS & 3-POINT LINK PART NO. T603ST-E-C6

FIG 601 FRONT GEAR CASE (1)	229
FIG 602 LIFT ARM	231
FIG 603 CYLINDER	233
FIG 604 POSITION LINK	235
FIG 605 CONTROL VALVE	237
FIG 606 DRAFT LINK	239
FIG 607 POSITION & DRAFT LEVER	241
FIG 608 EXTERIOR HYD. VALVE	243
FIG 609A HYDRAULIC PIPES	245
FIG 610A JOYSTICK SET	247
FIG 611A HYDRAULIC HOSES	249
FIG 612A HITCH & 3-POINT LINK	251
FIG 613A LOWER LINK & LIFT ROD	254

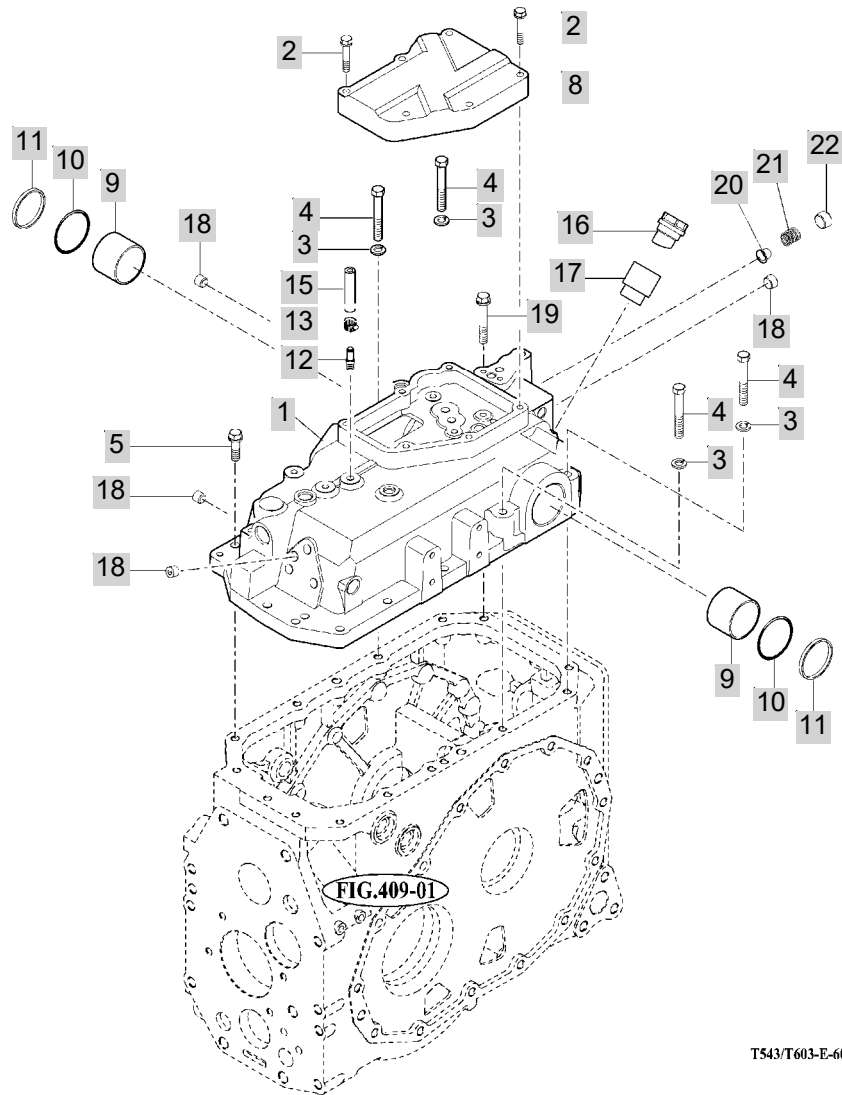
FIG 601

T603ST

FRONT GEAR CASE (1)

년/월
Year/Month

2020.11



T543/T603-E-601

NOTE

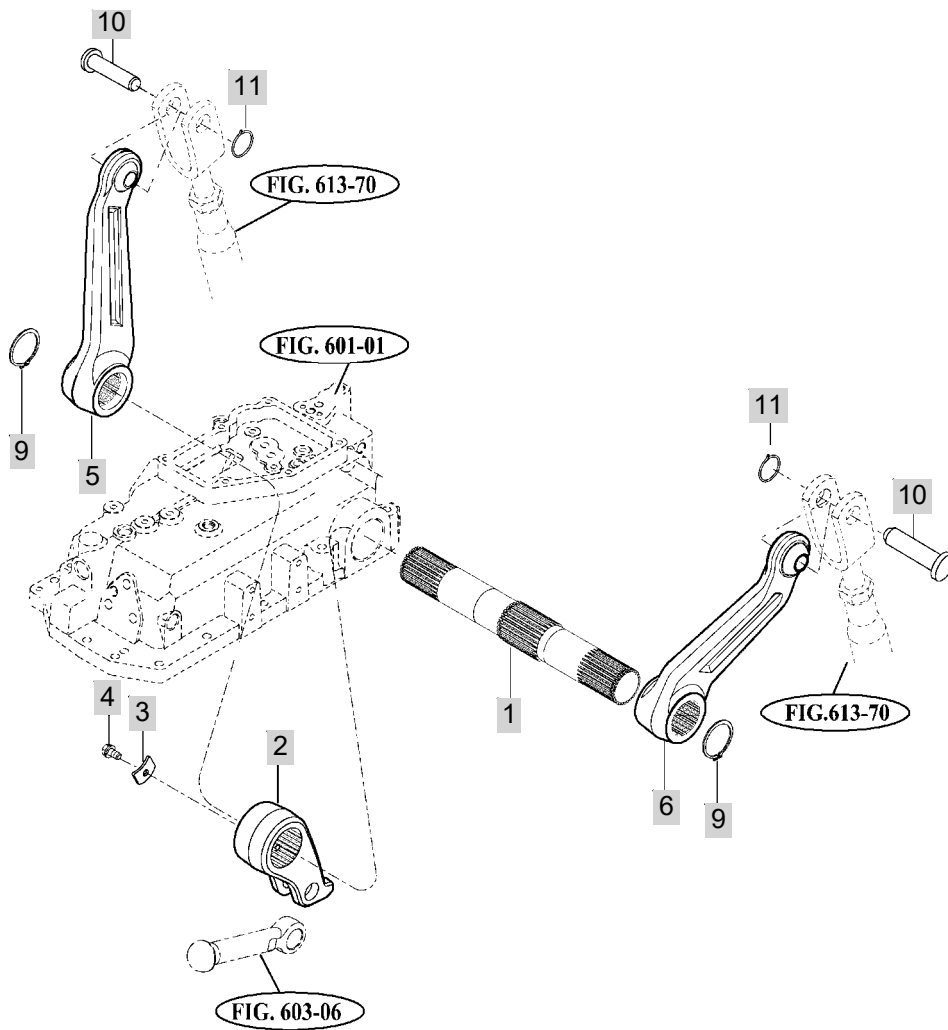
FIG 602

T603ST

LIFT ARM

년/월
Year/Month

2020.11



T543/T603-E-602A

NOTE

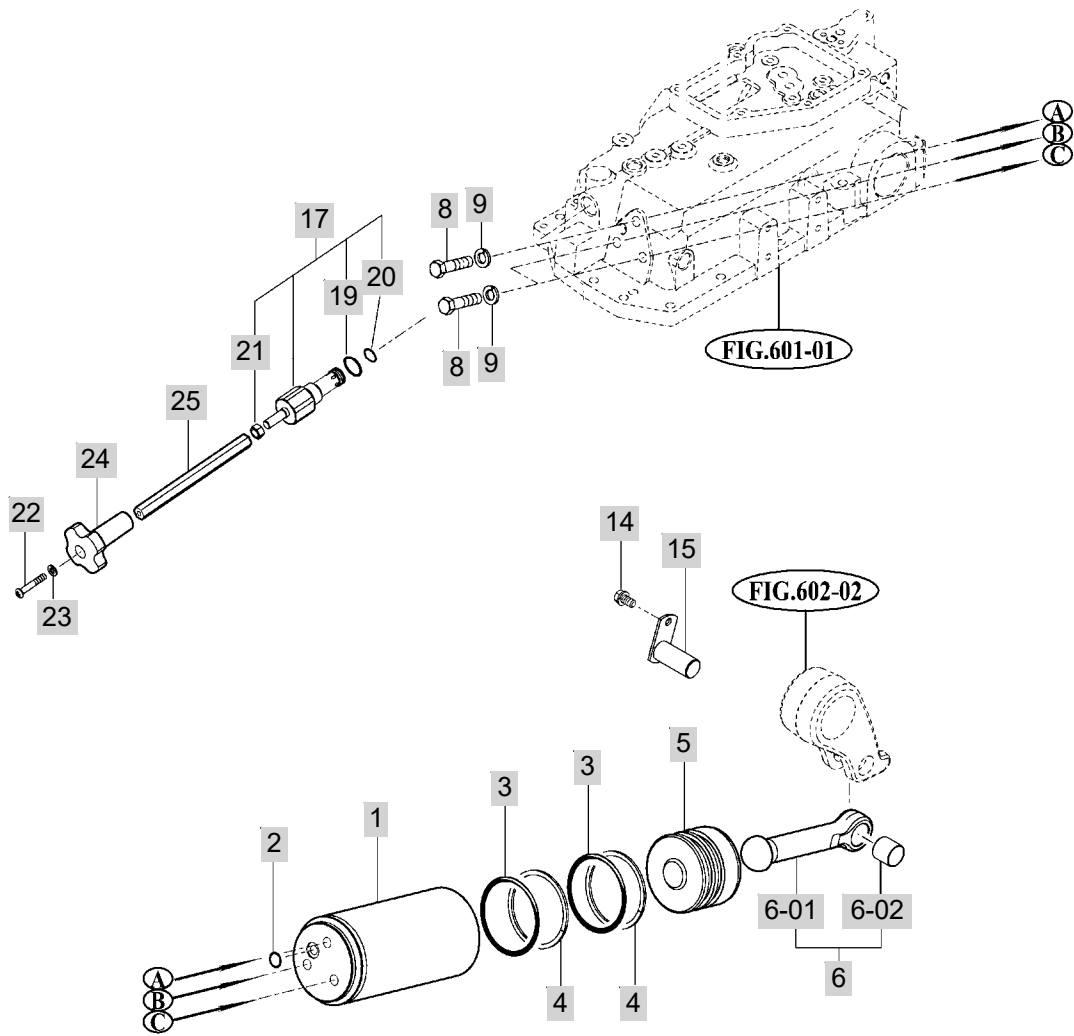
FIG 603

CYLINDER

년/월
Year/Month

T603ST

2020.11



T543/T603-E-603A

NOTE

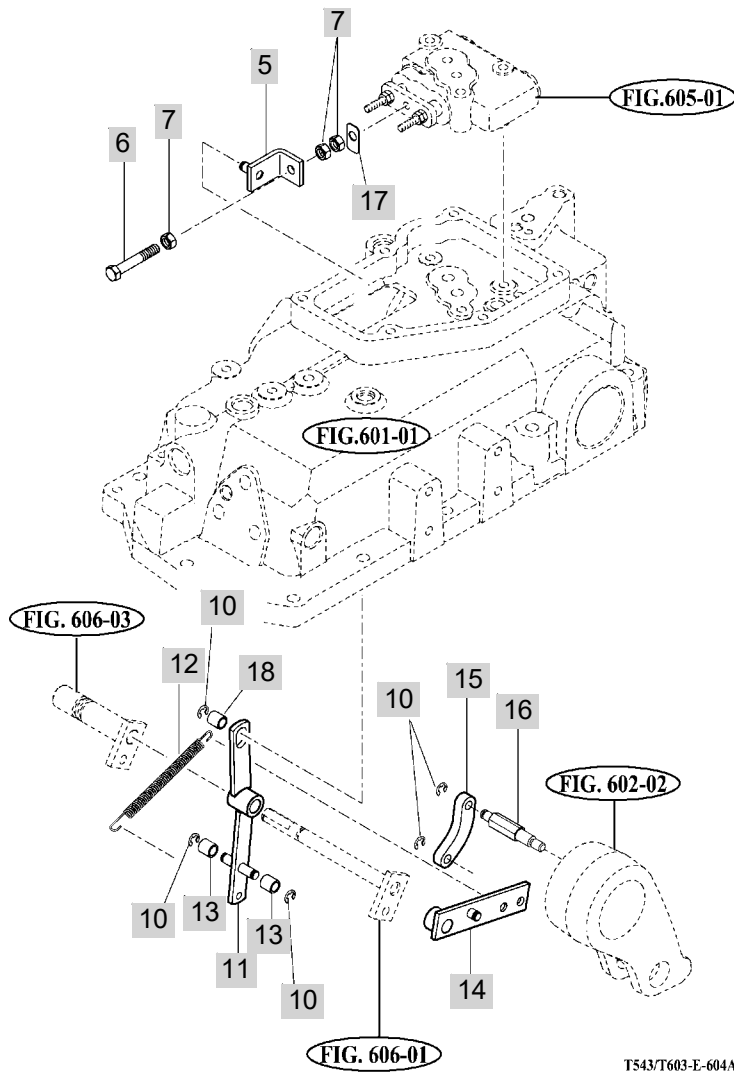
FIG 604

T603ST

POSITION LINK

년/월
Year/Month

2020.11



NOTE

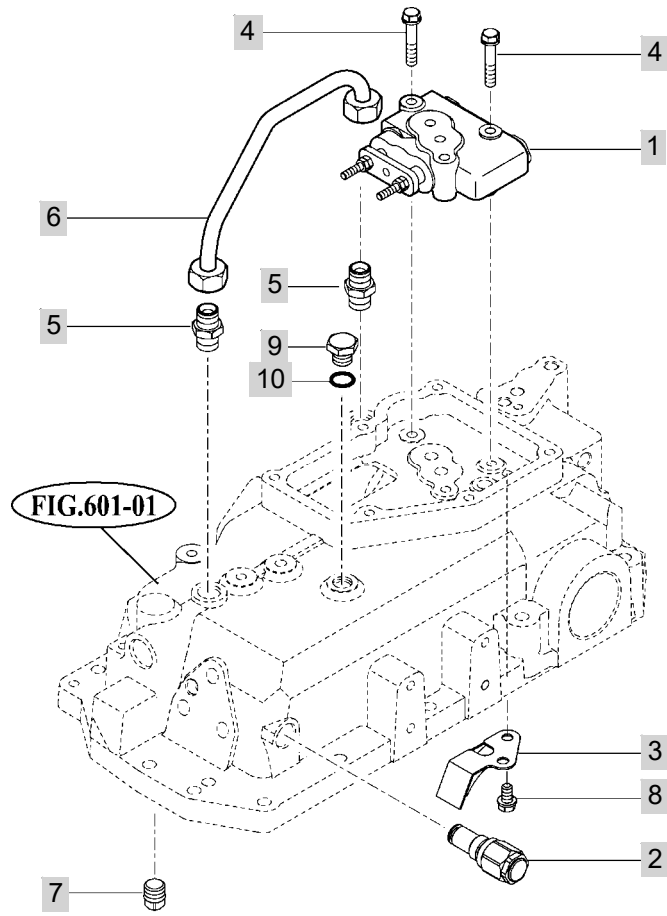
FIG 605

T603ST

CONTROL VALVE

년/월
Year/Month

2020.11



T543/T603-E-605A

NOTE

FIG 605 T603ST		CONTROL VALVE					년/월 Year/Month	
							2020.11	
							KEY NO	PART NO
605	1	17995050100	VALVE ASSY , MAIN CONTROL	115X125X36	1		20070112	
605	2	17680070000	VALVE ASSY . RELIEF	1X1X1	1			
605	3	17995050030	GUIDE OIL		1			
605	4	V2173608045	BOLT , HEX/S	M8X45	3			
605	5	16705060060	UNION	HEX22	2			
605	6	17995050063	PIPE	1X1X1	1			
605	7	V7811600006	PLUG, SQAURE TAPER	PT3/8	1			
605	8	V2173608016	BOLT , HEX/S	M8X16	1		20120501	
605	9	76500800100	PLUG , HEX	1X1X1	0		20121221	
605	10	V7201024011	O-RING , P	P11	0		20121221	
NOTE								

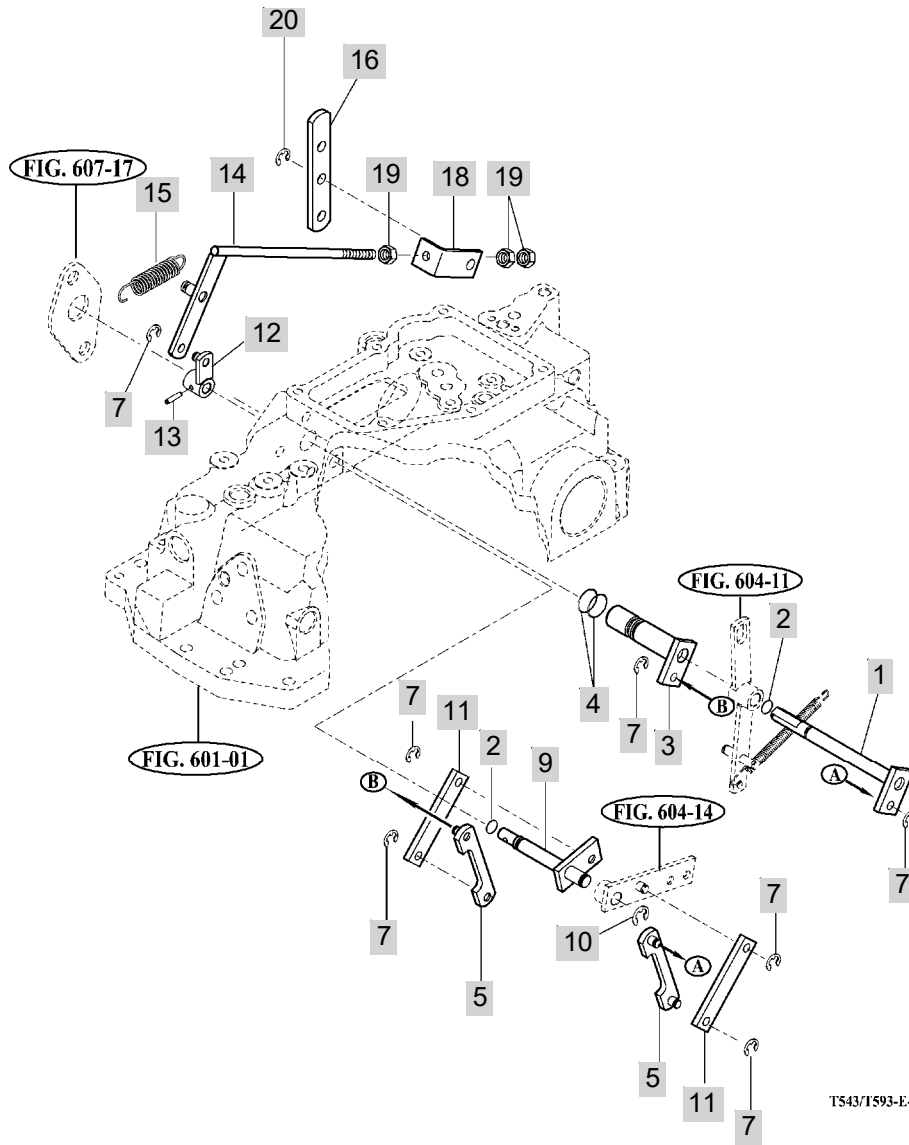
FIG 606

T603ST

DRAFT LINK

년/월
Year/Month

2020.11



TS43/1593-E-606A

NOTE

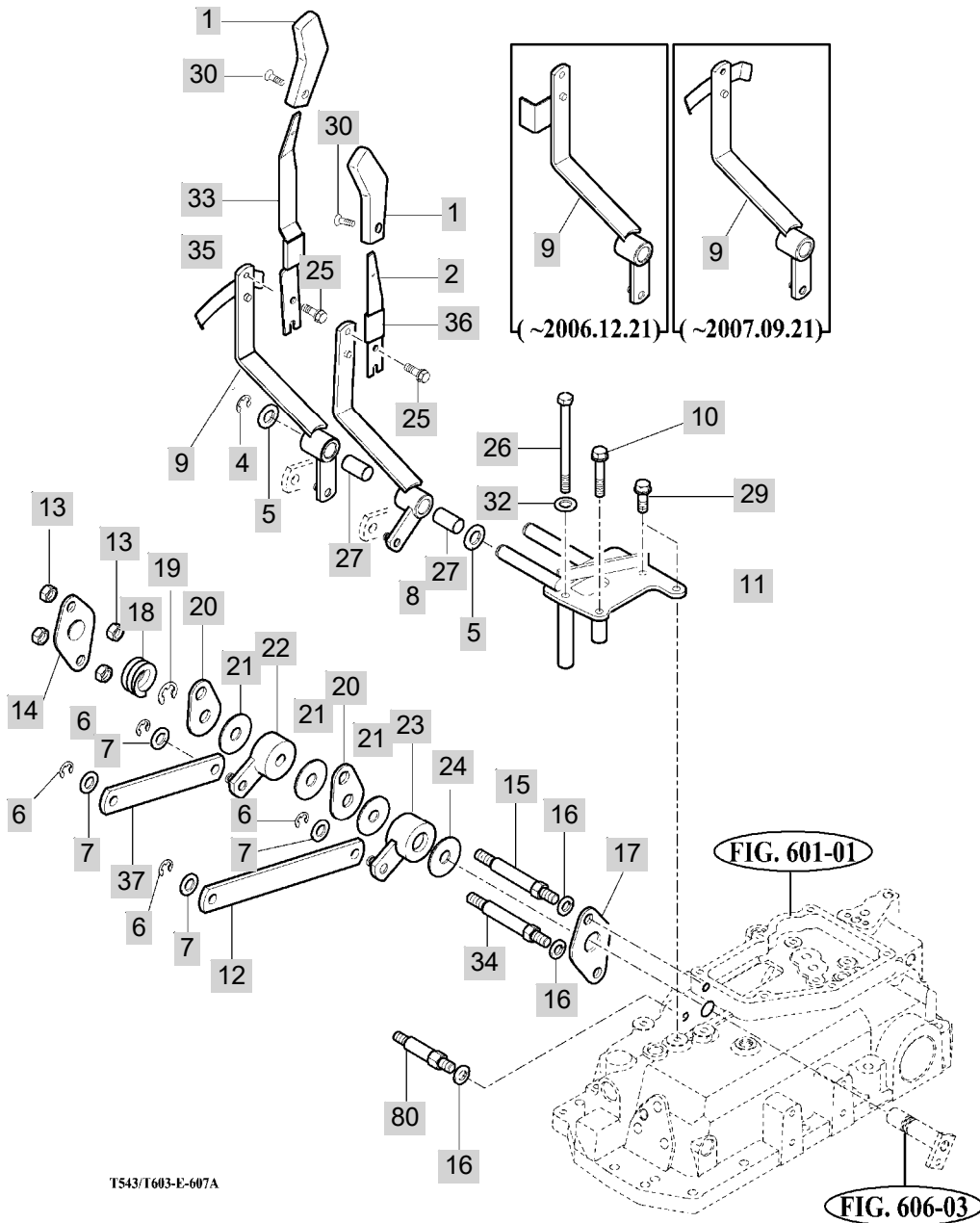
FIG 607

T603ST

POSITION & DRAFT LEVER

년/월
Year/Month

2020.11



NOTE

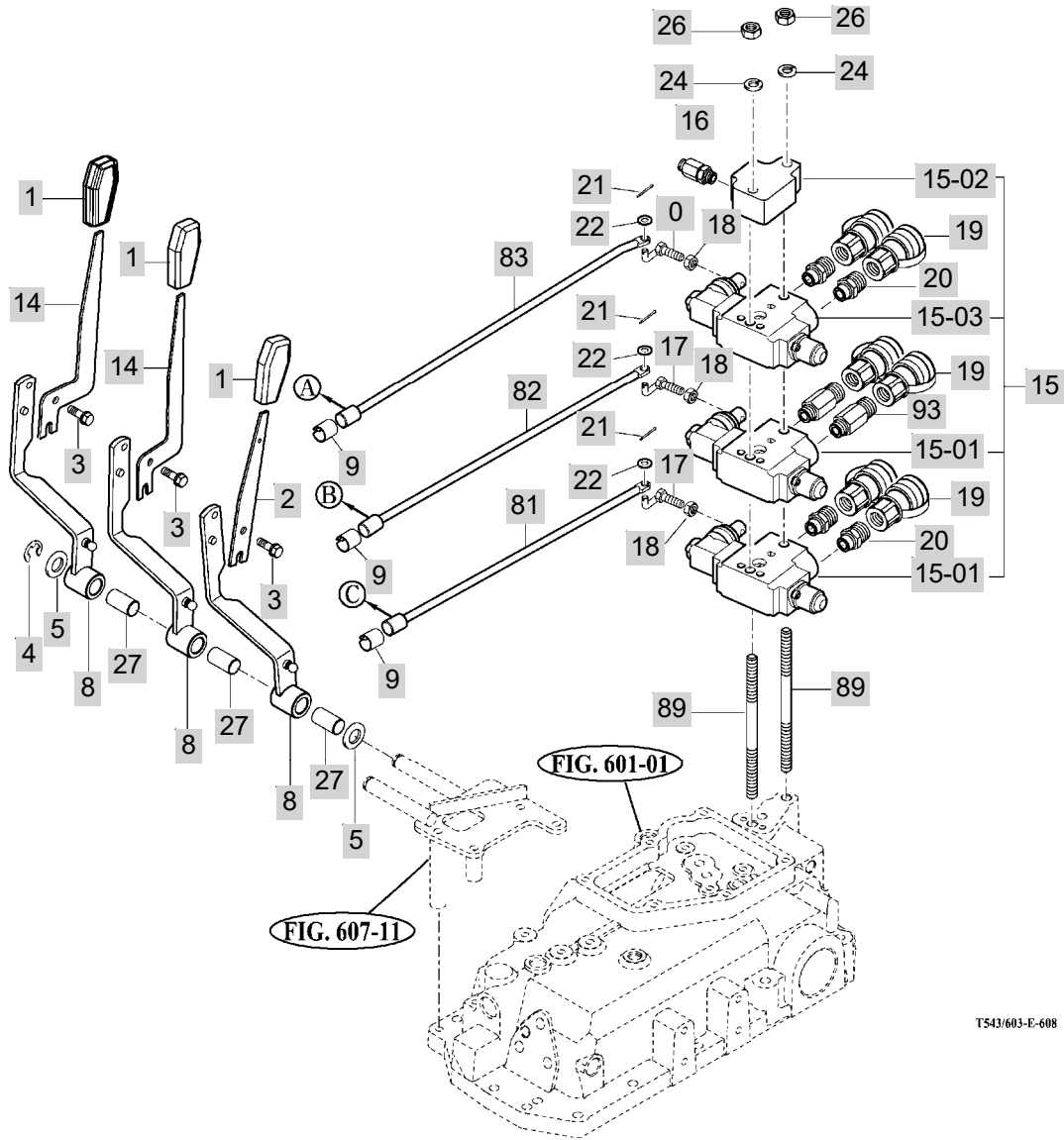
FIG 608

T603ST

EXTERIOR HYD. VALVE

년/월
Year/Month

2020.11



T543/603-E-608

NOTE

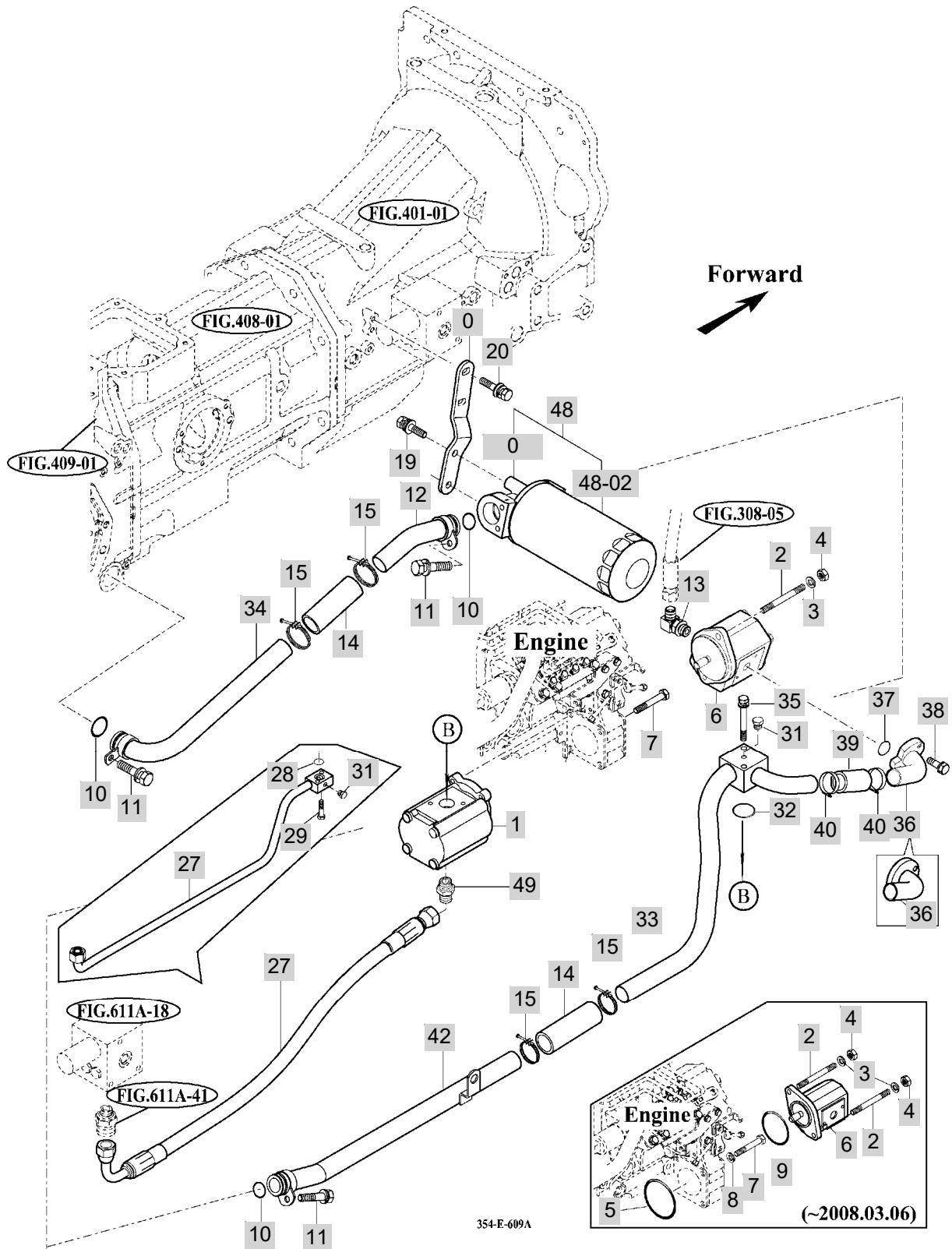
FIG 609A

HYDRAULIC PIPES

년/월
Year/Month

T603ST

2020.11



NOTE

FIG 609A		HYDRAULIC PIPES						년/월 Year/Month	
								2020.11	
T603ST		KEY NO	PART NO	DESCRIPTION	SPEC	QTY	REPAIR	EFFECTIVE DATE	REMARKS
609A	1	19955100001	GEAR PUMP , ASSY(MAIN)	1X1X1	1			20080307	
609A	2	V2513410100	BOLT , STUD/2	M10X100	1			20080526	
609A	3	V4011600100	WASHER , SPRING	M10	1			20081001	
609A	4	V3043600100	NUT , HEX/2	M10	2			20080526	
609A	5	V7211131070	O-RING , G	G70	0	B		20080307	
609A	6	15155200000	PUMP ASSY , GEAR	7CC/REV	1			20080307	
609A	7	V2013610120	BOLT , HEX	M10X120	1			20080307	
609A	8	V4011600100	WASHER , SPRING	M10	1			20081001	
609A	9	V7211031060	O-RING , G	G60	0	B		20080307	
609A	10	V7211031030	O-RING , G	1A, G30	3				
609A	11	V2173608016	BOLT , HEX/S	M8X16	1			20120501	
609A	12	19955153400	PIPE , SUCTION/M	1X1X1	1				
609A	13	36313530021	ADAPTER , HIGH-PRESSURE	25XC112X39	1			20060425	
609A	14	15605150031	HOSE , 100		2				
609A	15	14801020070	CLAMP , 40		4				
609A	19	V2183610025	BOLT , HEX/SP	M10X25	2				
609A	20	V2205408016	BOLT .HEX/R	M8X16	4			20071207	
609A	27	19955154101DG	PIPE COMP , DELIVERY/F	1X1X1	0			20080307	
609A	28	V7201024018	O-RING , P	P18	0			20080307	
609A	29	V2013608035	BOLT , HEX	M8X35	0			20080307	
609A	31	13267060022	PLUG , DRAIN	육각 B=12	0			20080307	
609A	32	V7211031030	O-RING , G	1A, G30	1				
609A	33	15155153301DG	PIPE COMP , FR SUCTION	1X1X1	1			20080307	
609A	34	17975162400	PIPE COMP , RR SUCTION	1X1X1	1				
609A	35	V2173608055	BOLT , HEX/S	M8X55	2				
609A	36	15155152900DG	PIPE COMP , FR SUCTION	1X1X1	1			20080307	
609A	37	V7201024018	O-RING , P	P18	0			20080307	
609A	38	V2113606020	BOLT , HEX /S	M6X20	2				
609A	39	19955100010	HOSE , 26X34X60		1				
609A	40	14445100080	CLAMP , HOSE		2				
609A	42	19955152200	PIPE COMP , SUCTION	1X1X1	1				
609A	47	19955151001	BRACKET , OIL FILTER	227.2*52*30.4	1			20101214	
609A	48	17975152001	FILTER ASSY , SUCTION 43	1X1X1	1			20100811	
609A	48-01	17975152010	HEAD , FILTER		1				
609A	48-02	17975152101	ELEMENT , 43	1X1X1	1				
609A	49	16582630620	CONNECTOR , PF1/2	C3236-0808	1			20110113	
NOTE									

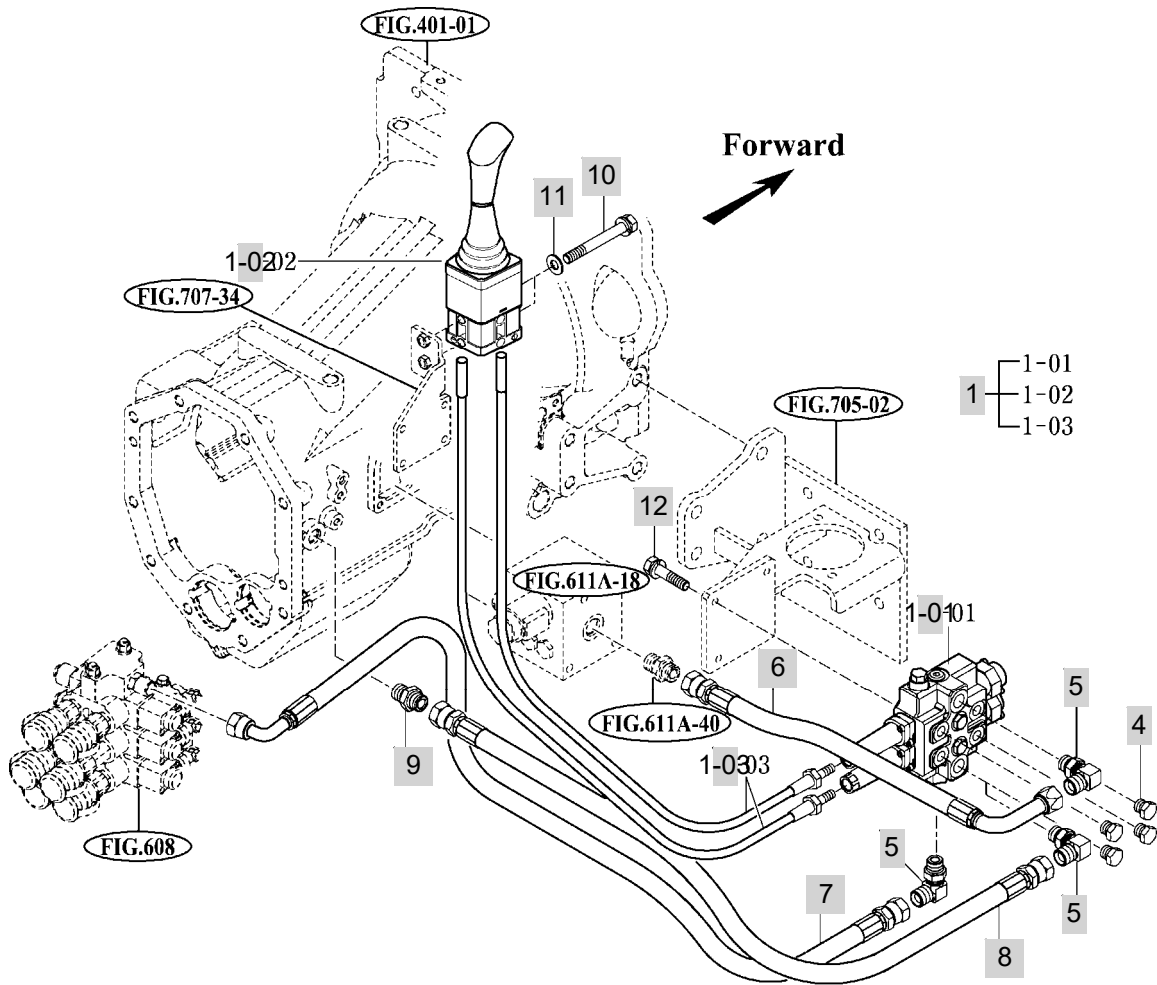
FIG 610A

JOYSTICK SET

년/월
Year/Month

2020.11

T603ST



T543/T603-E-610A

NOTE

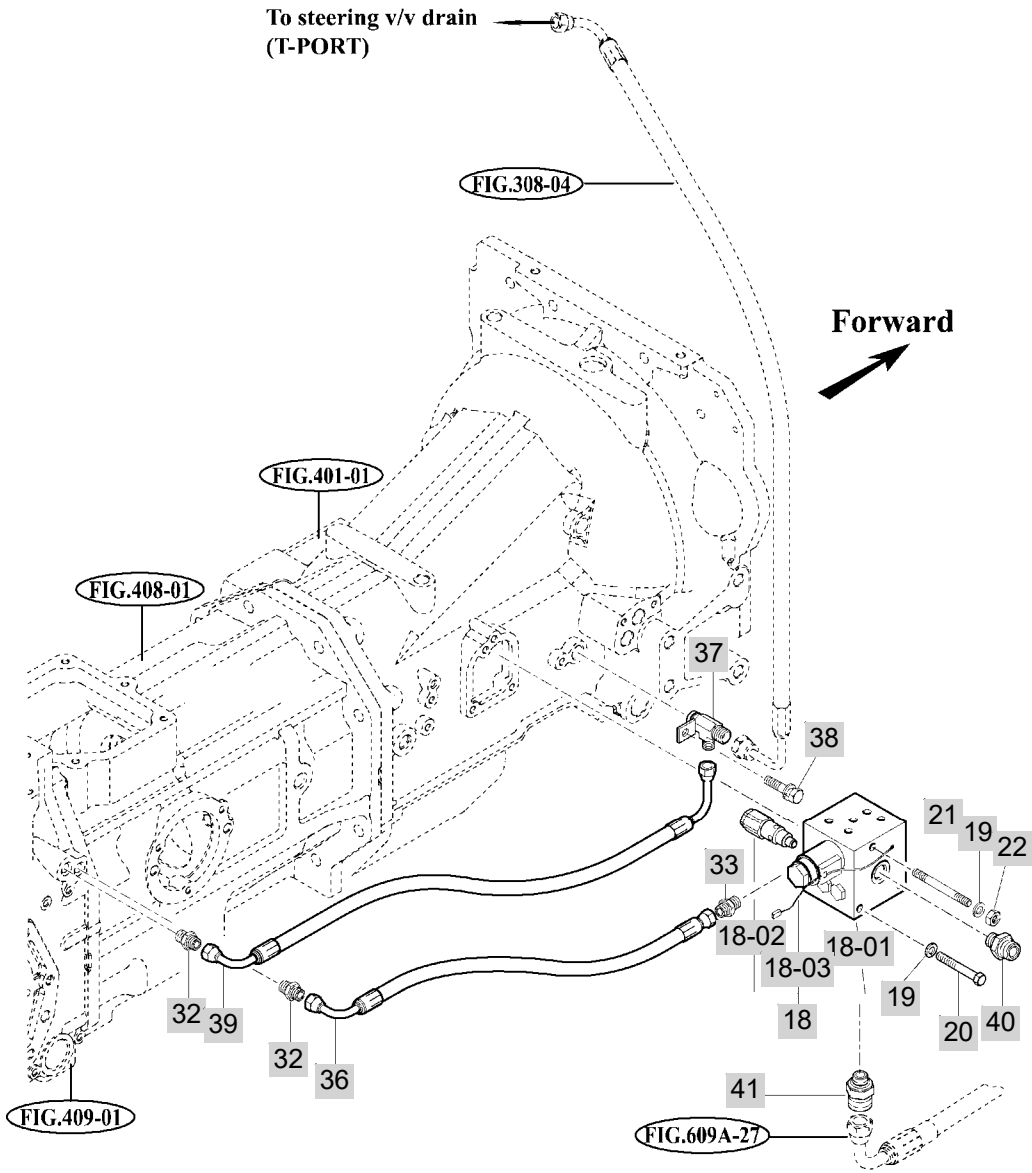
FIG 611A

HYDRAULIC HOSES

년/월
Year/Month

T603ST

2020.11



T543/T603-E-611A

NOTE

FIG 611A		HYDRAULIC HOSES					년/월 Year/Month		
							2020.11		
T603ST		KEY NO	PART NO	DESCRIPTION	SPEC	QTY	REPAIR	EFFECTIVE DATE	REMARKS
611A	18	17975182000	VALVE ASSY , PTO	1X1X1	1				
611A	18-01	14725182100	VALVE , PTO	1X1X1	1				
611A	18-02	16490110001	VALVE ASSY , RELIEF	PVRI-005-030	1				
611A	18-03	14725182210?	.SOLENOID COIL		1				
611A	19	V4011600100	WASHER , SPRING	M10	1		20081001		
611A	20	V2013608090	BOLT , HEX	M8X90	2				
611A	21	V2513408090	BOLT , STUD/2	M8X90	1				
611A	22	V2183608020	BOLT , HEX/SP	M8X20	0		20090623		
611A	32	19841850140	ADAPTER , STRAIGHT PF1/4	1X1X1	1		20100225		
611A	33	37681850141	ADAPTER , STRAIGHT		1				
611A	36	17975180361	HOSE ASSY , HYD 600	1X1X1	1				
611A	37	19965183900	CONNECTOR , PF3/8 PF1/4 Ø16	1X1X1	1				
611A	38	V2173608016	BOLT , HEX/S	M8X16	1		20120501		
611A	39	19965180390	HOSE ASSY , HYD 880	1X1X1	1				
611A	40	17995161130	UNION , PF3/8 PF1/2		1		20111101		
611A	41	19955161130	UNION, M26,PF3/8	1X1X1	0		20080307		
NOTE									

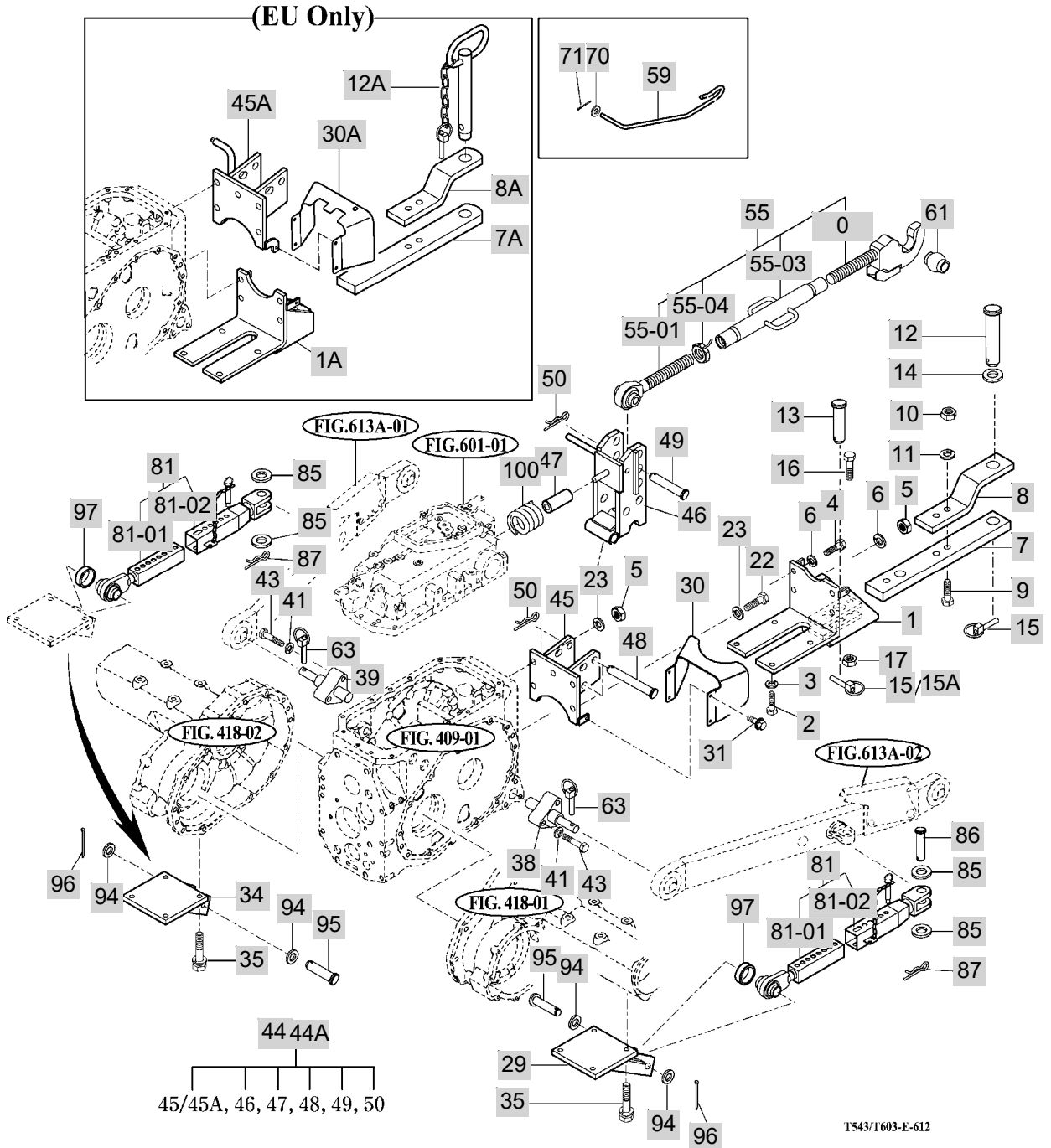
FIG 612A

HITCH & 3-POINT LINK

년/월
Year/Month

2020.11

T603ST



NOTE

FIG 612A		HITCH & 3-POINT LINK					년/월 Year/Month		
							2020.11		
T603ST		KEY NO	PART NO	DESCRIPTION	SPEC	QTY	REPAIR	EFFECTIVE DATE	REMARKS
612A	1	17975202000DG	BRACKET COMP , DRAW BAR	1X1X1	1				
612A	1A	19945202000DG	BRACKET COMP , DRAW BAR	1X1X1	1				
612A	2	V2013614035	BOLT , HEX	M14X35	4			20030401	
612A	3	V4011600140	WASHER , SPRING	M14	4			20120710	
612A	4	V2013616035	BOLT , HEX	M16X35	1			20081226	
612A	5	V3043600160	NUT , HEX/2	M16	6			20080129	
612A	6	V4011600160	WASHER , SPRING	M16	0			20090323	
612A	7	16992470010DG	LINK , DRAW BAR	65X30	1				
612A	7A	13602470010DG	LINK , DRAW BAR	1X1X1	1			20031228	
612A	8	15132470021DG	LINK , HITCH	65X19	1				
612A	8A	13602470020DG	LINK , HITCH	1X1X1	1			20031228	
612A	9	V2003616070	BOLT , HEX	M16X70	2				
612A	10	15189240160	NUT , NYLON , M16	1X1X1	2			20090323	
612A	11	V4011600160	WASHER , SPRING	M16	0			20090323	
612A	12	15062470042	PIN . TRAILER	D=28	1			20030401	
612A	12A	S0973063031	PIN ASSY	1X1X1	1				
612A	13	15062470050	PIN , DRAW BAR	D=28	1			20030401	
612A	14	15252470010	RUBBER , CUSHION		1			20030401	
612A	15	14215020020	PIN , LINK		0			20060401	
612A	15A	14215020020	PIN , LINK		0			20060401	
612A	16	V2013610030	BOLT , HEX	M10X30	1			20030401	
612A	17	V3043600100	NUT , HEX/2	M10	2			20080526	
612A	22	V2013616035	BOLT , HEX	M16X35	1			20081226	
612A	23	V4011600160	WASHER , SPRING	M16	0			20090323	
612A	29	17975254100DG	BRACKET COMP , LH	1X1X1	1				
612A	30	15605202113DG	COVER , SHIELD	T=2.3	1				
612A	30A	13605200012DG	COVER , SHIELD	1X1X1	1			20080924	
612A	31	V2183608016	BOLT , HEX/SP	M8X16	0			20081224	
612A	34	17975254200DG	BRACKET COMP , RH	1X1X1	1				
612A	35	V2173612030	BOLT , HEX/S	M12X30	8				
612A	38	17975252710	PIN , LOWER LINK		1				
612A	39	17975252810	PIN , LOWER LINK	1X1X1	1				
612A	41	V4011600140	WASHER , SPRING	M14	4			20120710	
612A	43	V2013614060	BOLT , HEX	M14X60	6				
612A	44	19995200500	BRACKET ASSY	1X1X1	1			20111128	
612A	44A	19945200500	BRACKET ASSY	1X1X1	1				
612A	45	17995222001DG	BRACKET COMP	1X1X1	1				
612A	45A	19945222000DG	BRACKET COMP	1X1X1	1				
612A	46	17975222102DG	LINK COMP	1X1X1	1			20080727	
612A	47	17995220990	RUBBER , GUIDE	1X1X1	0			20100128	
612A	48	15642520011	PIN , 19X122		1			20100616	
612A	49	15645220020	PIN , 19X95	D=19	1			20110321	
612A	50	14445140051	PIN , 19	D=4.5	3			20110321	
612A	55	17995201002DG	LINK ASSY . TOP LINK	1X1X1	1			20060406	
612A	55-01	17995201300	ROD COMP , RH	1X1X1	1				
NOTE									

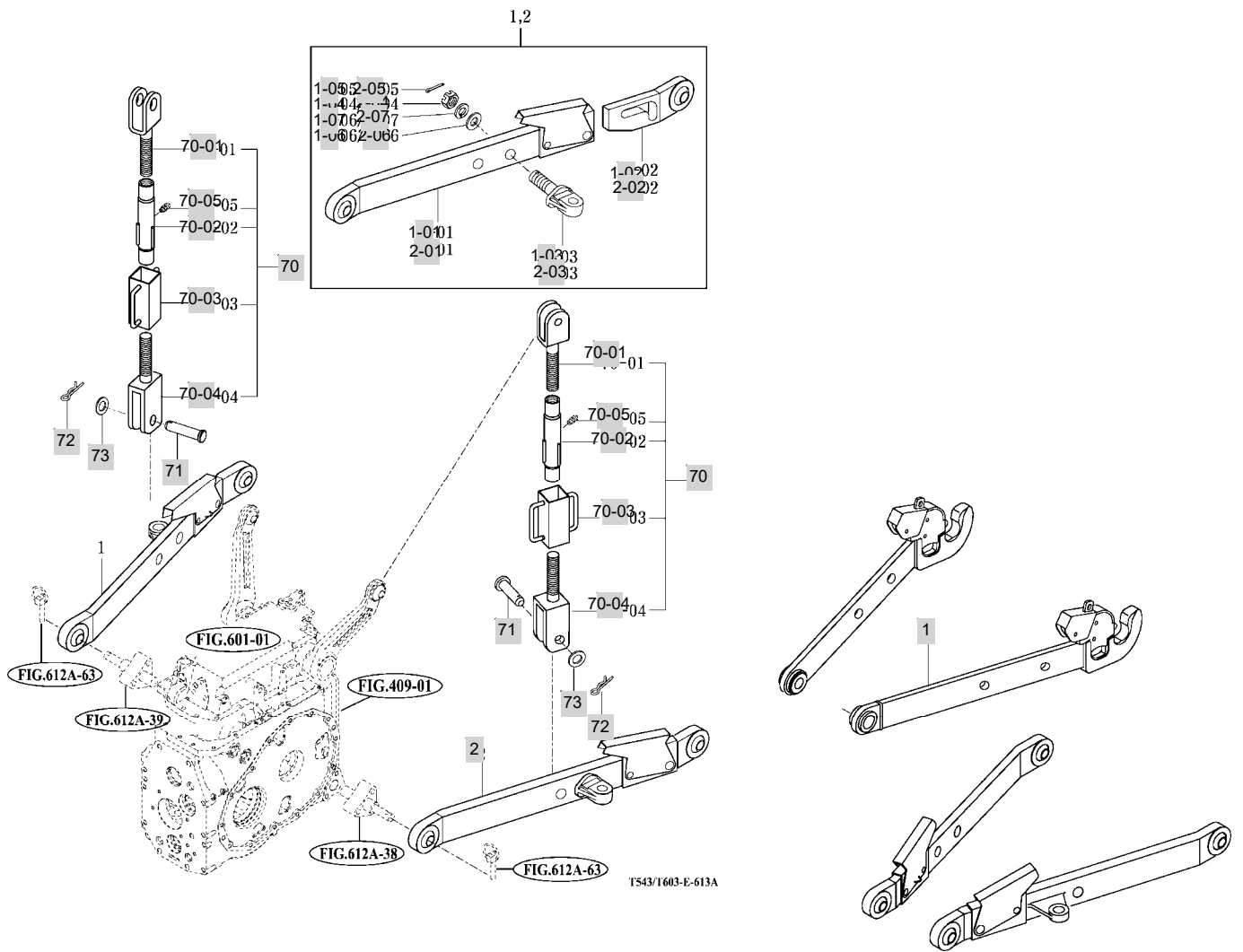
FIG 613A

T603ST

LOWER LINK & LIFT ROD

년/월
Year/Month

2020.11



NOTE

7. SHEET METAL & CABIN PART NO. T603ST-E-C7

FIG 701 BONNET (1)	257
FIG 702 BONNET (2)	260
FIG 704 LEVER COVER & STEP	262
FIG 705 FRONT & REAR MOUNTING	264
FIG 706 FLOOR & SEAT	266
FIG 707 CAB FRAME & REAR GLASS	268
FIG 708 SIDE GLASS	270
FIG 709 DOOR	272
FIG 710 FRONT GLASS	274
FIG 711 SUB FENDER & COVER	276
FIG 712 CONTROL COVER	278
FIG 713 ROOF	280
FIG 714 INTERIOR PART	282
FIG 715 HEATER & AIR-CON	284

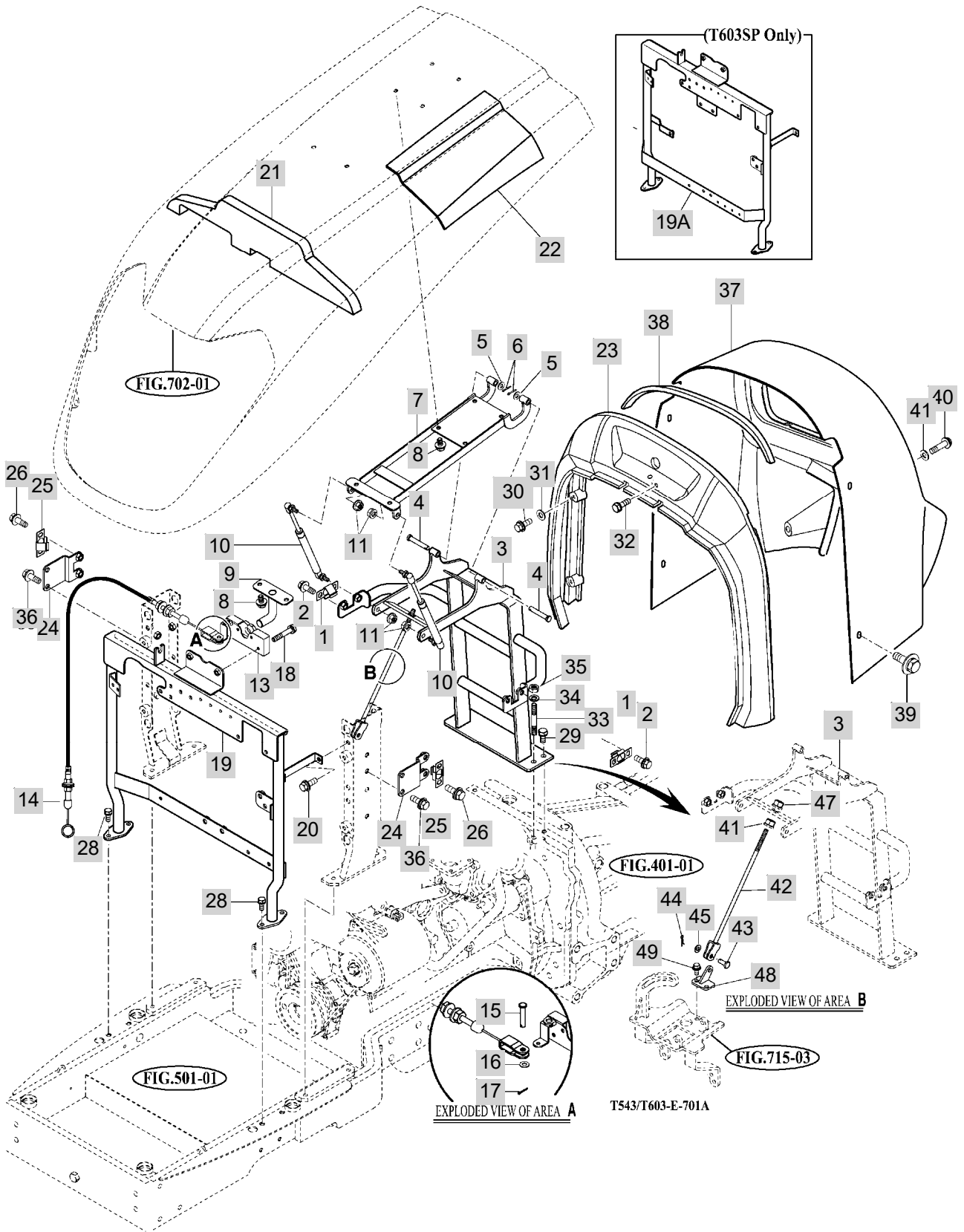
FIG 701

T603ST

BONNET (1)

년/월
Year/Month

2020.11



NOTE

FIG 701		BONNET (1)					년/월	
							Year/Month	
T603ST		2020.11						
KEY NO	PART NO	DESCRIPTION	SPEC	QTY	REPAIR	EFFECTIVE DATE	REMARKS	
701	1	17686013502	SPRING	T=1.0	2			
701	2	V2205408016	BOLT .HEX/R	M8X16	4	20071207		
701	3	19956052002DG	FRAME(HOOD SUPPORT) COMP	1X1X1	1	20060301		
701	4	16996024552	PIN	D=8	2			
701	5	V4111600080	WASHER , PLAIN	M8	0	20090223		
701	6	V5001925020	PIN D2.5x20	2.5X20	0	20081201		
701	7	19956054600DG	HOOD OPEN BRACKET COMP	1X1X1	1			
701	8	V2183608016	BOLT , HEX/SP	M8X16	0	20081224		
701	9	19956022102	HOOD LOCK COMP	86*78*100	1	20070912		
701	10	19957022201	DAMPER ASSY,HOOD	1X1X1	2	20060209		
701	11	V3802600080	NUT , HEX FLANGE	M8	1	20120501		
701	13	17686020600	LOCK COMP . HOOD	1X1X1	1			
701	14	19956020651	CABLE ASSY , HOOD	1X1X1	1			
701	15	15601160083	PIN , 06X16	D=6	1	20110113		
701	16	V4111600060	WASHER , PLAIN	M6	0	20081201		
701	17	V5001925020	PIN D2.5x20	2.5X20	0	20081201		
701	18	V2053606035	BOLT , HEX C/R	M6X35	2			
701	19	19956011004DG	FRAME(HOOD/FRONT) COMP	1X1X1	1	20060907		
701	19A	19956011004DG	FRAME(HOOD/FRONT) COMP	1X1X1	-	20060907		
701	20	V2205408016	BOLT .HEX/R	M8X16	4	20071207		
701	21	19951040132	INSULATOR , HOOD	1X1X1	1	20060209		
701	22	17136110060	INSULATOR , F	500X208*5	1	20111130		
701	23	19956301042	INSULATOR , HOOD	1X1X1	1	20060830		
701	24	19956023100DG	SIDE LOCK COMP	1X1X1	0	20090623		
701	25	17686013502	SPRING	T=1.0	2			
701	26	V2205408016	BOLT .HEX/R	M8X16	4	20071207		
701	28	V2205408016	BOLT .HEX/R	M8X16	4	20071207		
701	29	V2183610020	BOLT , HEX/SP	M10X20	0	20070831		
701	30	V2113606035	BOLT , HEX /S	M6X35	4	20100317		
701	31	35605033020	WASHER , WIRE WITHDRAWAL	T=1.6	0	20100616		
701	32	V2173608025	BOLT , HEX/S	M8X25	2	20120710		
701	33	V2514412040	BOLT , STUD/2	M12X40	2			
701	34	V4011600120	WASHER , SPRING	M12	2	20090429		
701	35	V3043600120	NUT , HEX/2	M12	2	20081124		
701	36	V2205408016	BOLT .HEX/R	M8X16	4	20071207		
701	37	19956130022	COVER(DASH)	58X62X35	1	20070620		
701	38	16996024721	INSULATOR , DASH COVER	EPDM	1			
701	39	V2193606016	BOLT , HEX/SPL	M6X16	0	20090623		
701	40	V1212608016	SCREW , C/R PAN/S	M8X16	2			
701	41	16991600080	WASHER , HOOD FRAME	M8	2	20060425		
701	42	15113282200	ROD COMP	315*22*17.4	1	20080725		
701	43	14322420010	PIN	D=8	2	20110321		
701	44	39081700200	PIN , SNAP/8	D=1.6	2	20080307		
701	45	V4111600080	WASHER , PLAIN	M8	0	20090223		
701	47	V3802600080	NUT , HEX FLANGE	M8	1	20120501		
NOTE								

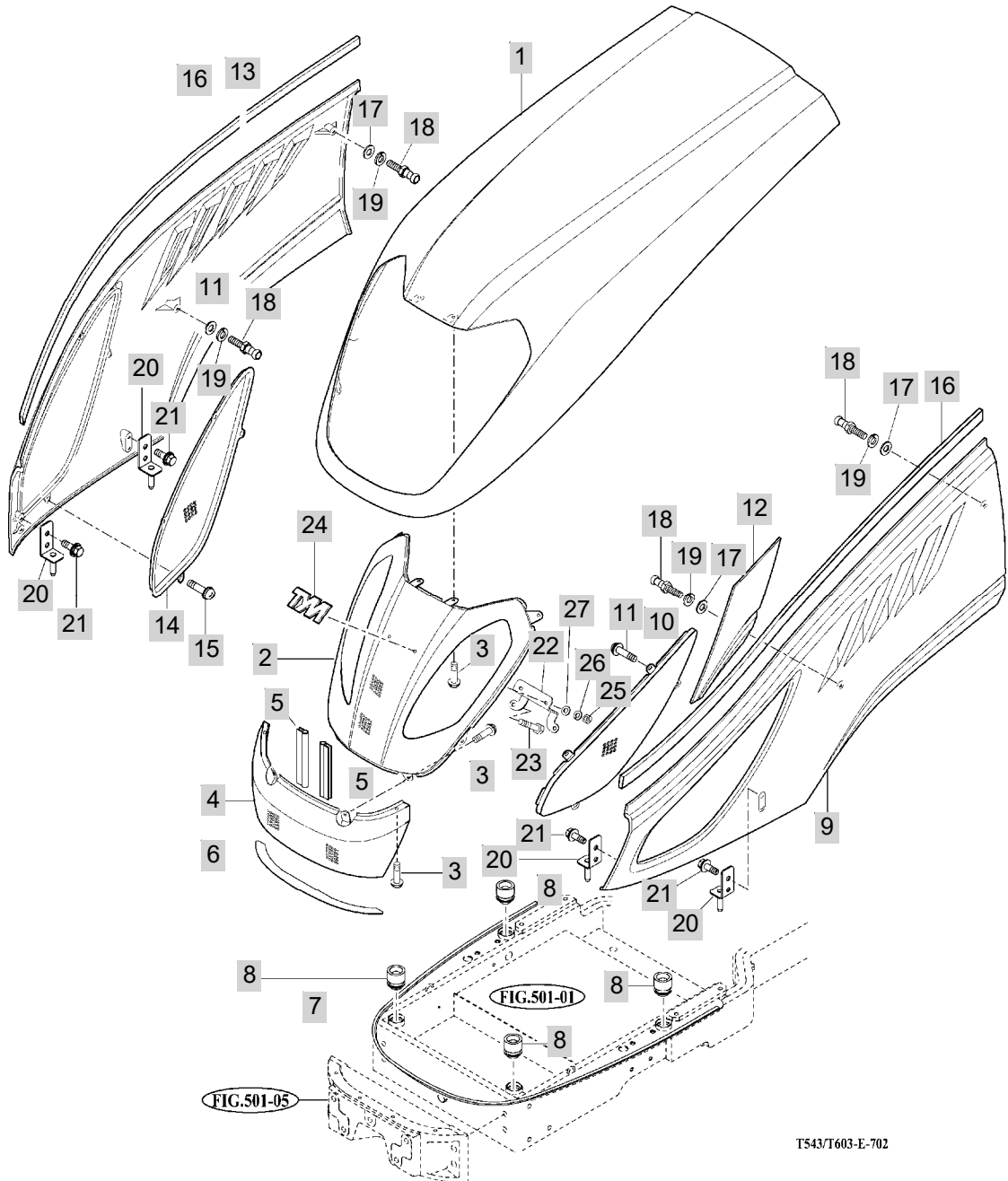
FIG 702

T603ST

BONNET (2)

년/월
Year/Month

2020.11



T543/T603-E-702

NOTE

FIG 702 T603ST	BONNET (2)	년/월 Year/Month
		2020.11

KEY NO	PART NO	DESCRIPTION	SPEC	QTY	REPAIR	EFFECTIVE DATE	REMARKS
702	1	19956200012SR	FRAME COMP , HOOD	1X1X1	1		20051205
702	2	19956200051PB	GRILLE , FR/PB	1X1X1	1		
702	3	V1222606010	SCREW , C/R PAN/SP	M6X10	10		20051205
702	4	19956205102DG	FRONT GRILLE , LOW COMP	1X1X1	1		20051205
702	5	19956300021	INSULATOR , FRONT GRILLE	L=502	2		20051205
702	6	19956200070	INSULATOR , (UNDER, FR)	T=5.0	1		20060209
702	7	19956300031	INSULATOR, SIDECOVER(LOW)	T=5.0	1		20080128
702	8	16996015511	RUBBER , GUARD		4		
702	9	19956202013DG	COVER COMP , LH/SIDE	1X1X1	1		20061201
702	10	19956202021PB	COVER , LH SIDE	1X1X1	1		
702	11	V1222606010	SCREW , C/R PAN/SP	M6X10	10		20051205
702	12	19956024721	INSULATOR, SIDECOVER (PROTECT HEAT)	T=5.0	1		
702	13	19956203013DG	COVER COMP , RH/SIDE	1X1X1	1		20061201
702	14	19956203021PB	COVER , RH SIDE	1X1X1	1		
702	15	V1222606010	SCREW , C/R PAN/SP	M6X10	10		20051205
702	16	19956300010	INSULATOR, SIDECOVER	L=1186	2		
702	17	V4111600080	WASHER , PLAIN	M8	0		20090223
702	18	17687013602	PIN		4		
702	19	V4011600100	WASHER , SPRING	M10	1		20081001
702	20	19956043601	FIX PIN , COMP	1X1X1	4		
702	21	V2712606012	BOLT , WING	M6X12	2		20070201
702	22	19956524301DG	PLATE COMP , HEAD LAMP	1X1X1	1		
702	23	V2193606016	BOLT , HEX/SPL	M6X16	0		20090623
702	24	19959010010	EMBLEM	1X1X1	1		
702	25	V3002600060	NUT , HEX/1	M6	2		
702	26	V4011600060	WASHER , SPRING	M6	0		20090223
702	27	V4111600060	WASHER , PLAIN	M6	0		20081201

NOTE

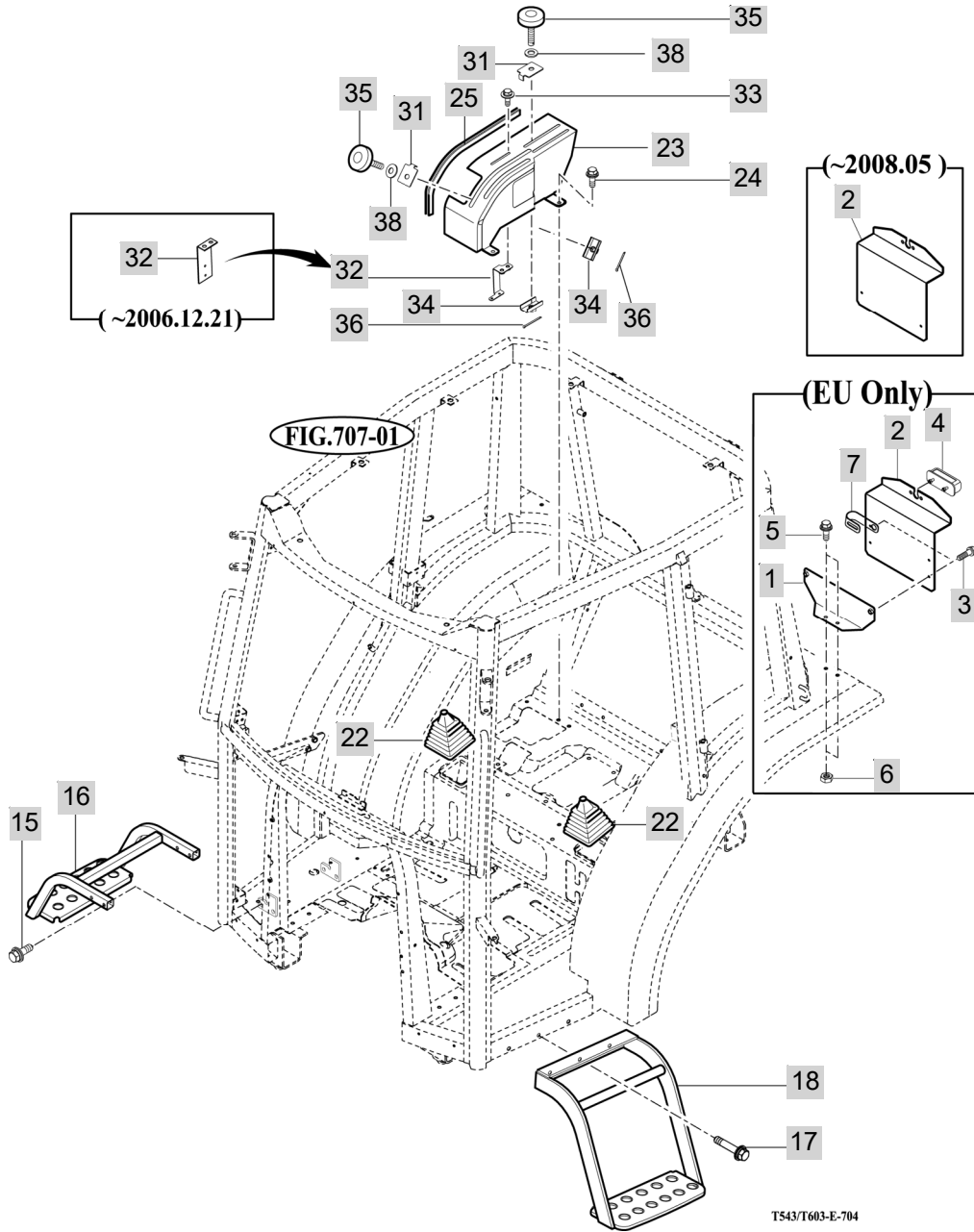
FIG 704

T603ST

LEVER COVER & STEP

년/월
Year/Month

2020.11



NOTE

<p>FIG 704</p> <p>T603ST</p>	<p>LEVER COVER & STEP</p>	<p>년/월 Year/Month</p> <p>2020.11</p>
-------------------------------------	--------------------------------------	--

KEY NO	PART NO	DESCRIPTION	SPEC	QTY	REPAIR	EFFECTIVE DATE	REMARKS
704	1	19947011100DG	BRACKET COMP , NUMBER PLATE	1X1X1	1		
704	2	13607010012DG	NUMBER PLATE	1X1X1	1	20071101	
704	3	V2205408016	BOLT .HEX/R	M8X16	4	20071207	
704	4	13607024000	LAMP ASSY , NUMBER PLATE	1X1X1	1		
704	5	V2183610020	BOLT , HEX/SP	M10X20	0	20070831	
704	6	V3042600100	NUT , HEX/2	M10	1	20081001	
704	7	37371720090	CLAMP , W/HARNESS		0	20100211	
704	15	V2183608045	BOLT , HEX/SP	M8X45	1		
704	16	16996062601DG	STEP COMP	1X1X1	1		
704	17	V2183610060	BOLT , HEX/SP	M10X60	1	20081226	
704	18	17976063601DG	STEP COMP	1X1X1	1		
704	22	15606082203	BOOT	11.3X11.3X13.7	1	20030601	
704	23	19956082400DG	GUIDE , COMP , RH	1X1X1	1		
704	24	V2183608016	BOLT , HEX/SP	M8X16	0	20081224	
704	25	15196040050	RUBBER , HOOK		2		
704	31	15606092014	PLATE	T=1.6	2	20070101	
704	32	19966092000DG	STAY COMP , PLATE	1X1X1	1	20061222	
704	33	V2193606016	BOLT , HEX/SPL	M6X16	0	20090623	
704	34	15606092103	PLATE COMP	1.1X3.0X3.9	2		
704	35	15186070020	BOLT , KNOB M8X31	3.4X3.4X4.4	2	20060214	
704	36	V5001925020	PIN D2.5x20	2.5X20	0	20081201	
704	38	V4111600080	WASHER , PLAIN	M8	0	20090223	

NOTE

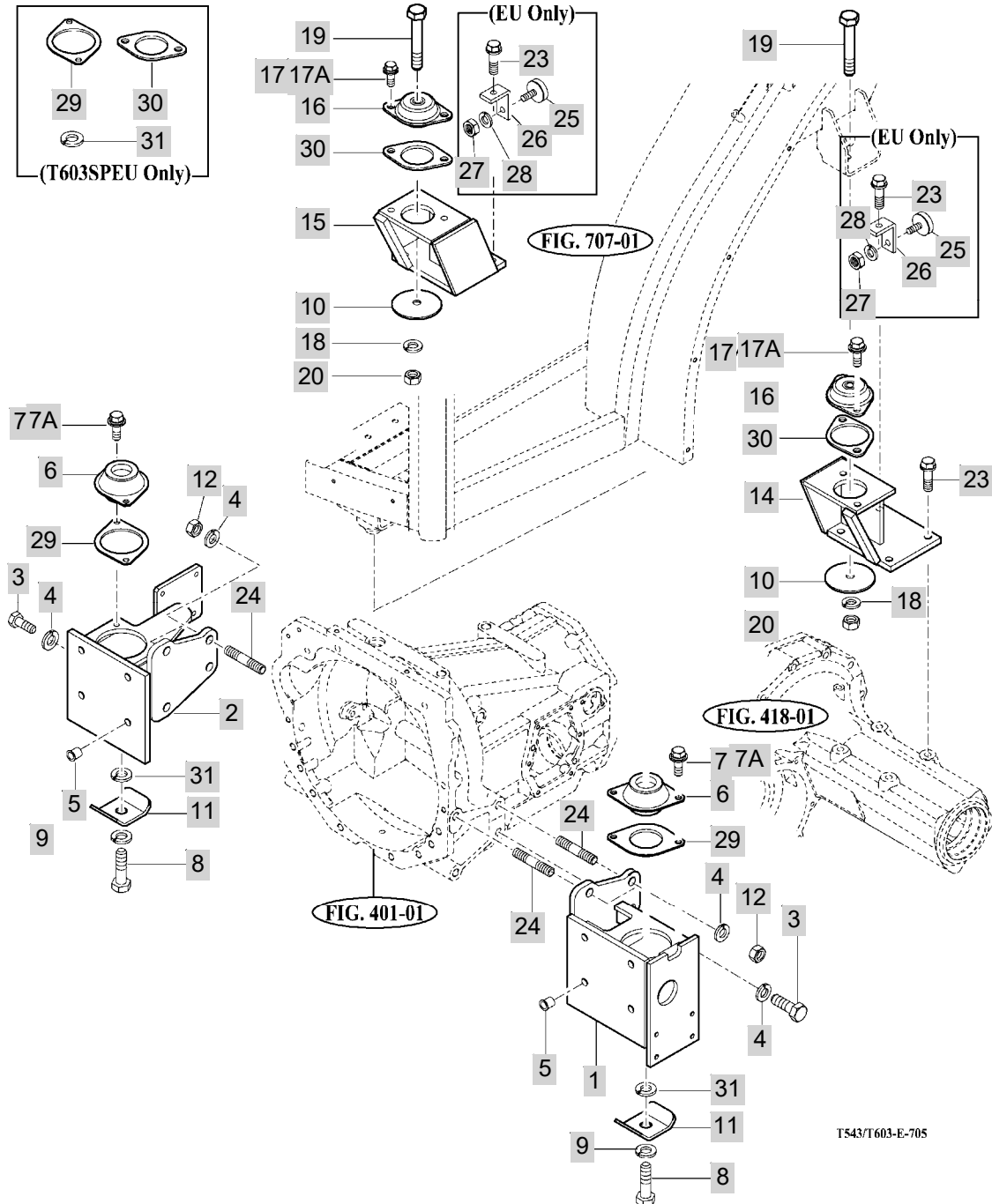
FIG 705

T603ST

FRONT & REAR MOUNTING

년/월
Year/Month

2020.11



T543/T603-E-705

NOTE

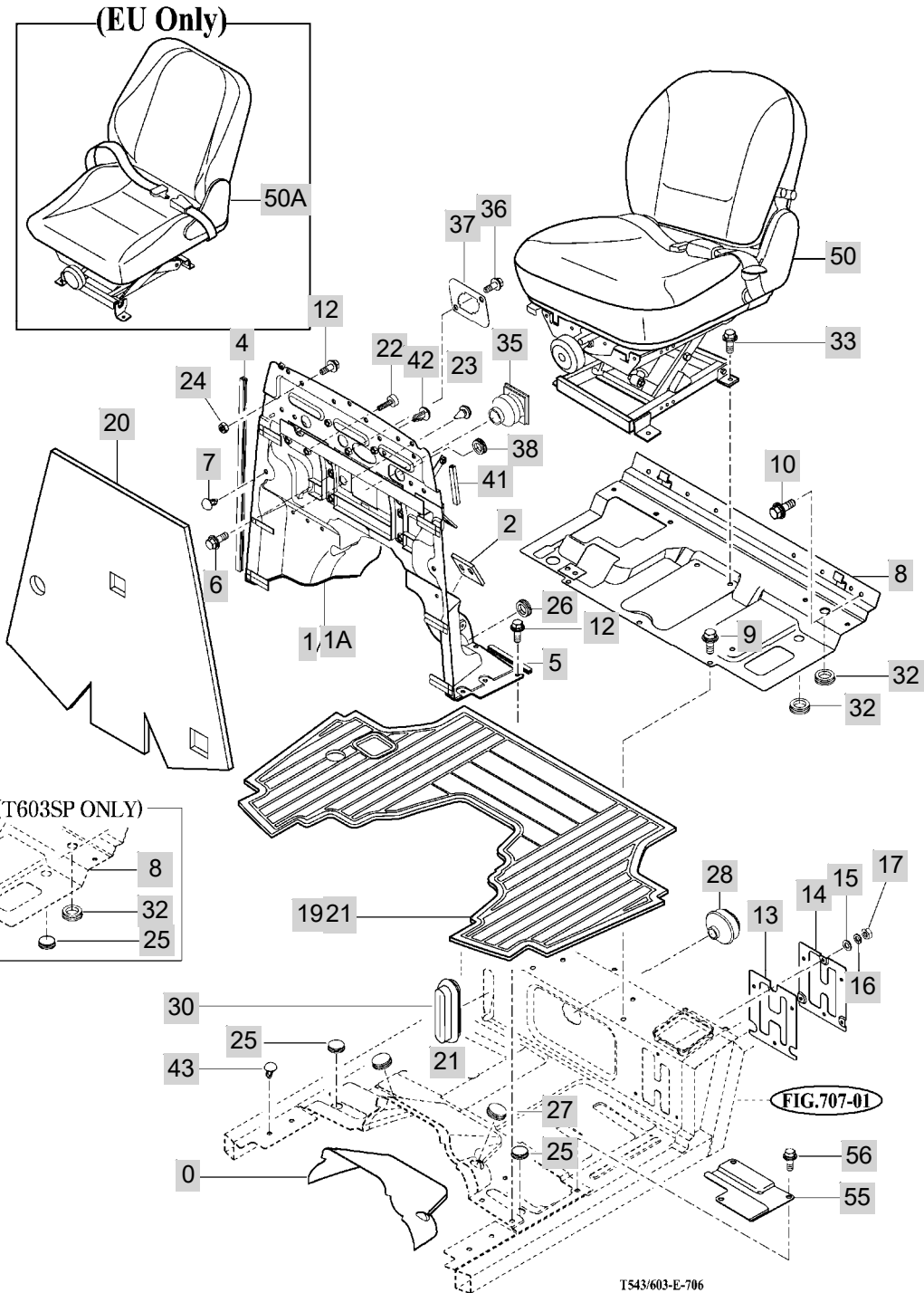
FIG 706

FLOOR & SEAT

년/월
Year/Month

2020.11

T603ST



NOTE

FIG 706 T603ST		FLOOR & SEAT					년/월 Year/Month	
							2020.11	
KEY NO	PART NO	DESCRIPTION	SPEC	QTY	REPAIR	EFFECTIVE DATE	REMARKS	
706	1	19956303200DG	PANEL COMP , DASH	1X1X1	1		20060425	
706	1A	19846303200DG	PANEL COMP , DASH	1X1X1	1			
706	2	19966300200	INSULATOR	1X1X1	1			
706	4	15606300030	INSULATOR	1X1X1	2			
706	5	15646300120	INSULATOR	1X1X1	2			
706	6	V2205408016	BOLT .HEX/R	M8X16	4		20071207	
706	7	14346110021	CAP		4		20081224	
706	8	17976303804DG	PANEL COMP , LOW SEAT	1X1X1	1		20060930	
706	9	V2205408016	BOLT .HEX/R	M8X16	4		20071207	
706	10	V2183608016	BOLT , HEX/SP	M8X16	0		20081224	
706	12	V2205408016	BOLT .HEX/R	M8X16	4		20071207	
706	13	16602850021	INSULATOR , PTO	T=2	1		20051230	
706	14	15642850024DG	GUIDE	T=1.6	1			
706	15	V4111600060	WASHER , PLAIN	M6	0		20081201	
706	16	V4011600060	WASHER , SPRING	M6	0		20090223	
706	17	V3002600060	NUT , HEX/1	M6	3			
706	19	16997010654	MAT	76X119.7X1.3	1		20060922	
706	20	19956300070	INSULATOR , DASH	1X1X1	1			
706	21	17406300081	INSULATOR , FLOOR	1X1X1	1			
706	22	14216020051	RUBBER , CUSHION B	1X1X1	3		20030901	
706	23	14326160020	RUBBER , CUSHION	1X1X1	5		20071011	
706	24	V2183608020	BOLT , HEX/SP	M8X20	0		20090623	
706	25	13016400010	SEAL , BATTERY BRACKET	T=0.25	1		20111130	
706	26	15187221070	CAP , RUBBER 40	1X1X1	1			
706	27	16606510210	CAP , RUBBER 30	1X1X1	2		20111005	
706	28	16736300010	BOOT , SLOW RETURN		1			
706	30	16606300030	BOOT , DIFF LOCK		1			
706	32	13016400010	SEAL , BATTERY BRACKET	T=0.25	1		20111130	
706	33	V2173608025	BOLT , HEX/S	M8X25	2		20120710	
706	35	16756300010	BOOT , STEERING HOSE	1X1X1	1		20030901	
706	36	14946300031	PLATE , CONNECTOR	1	1			
706	37	V2183608016	BOLT , HEX/SP	M8X16	0		20081224	
706	38	16606510210	CAP , RUBBER 30	1X1X1	2		20111005	
706	41	16421040010	INSULATOR	1X1X1	1		20100811	
706	42	14346110021	CAP		4		20081224	
706	43	15276040020	CLIP , TRIM	1X1X1	4		20100108	
706	50	19956122000	SEAT ASSY		1		20060101	
706	50A	17996122000	SEAT ASSY	1X1X1	1			
706	55	17976300550DG	PLATE , SEAL	1X1X1	1			
706	56	V2205408016	BOLT .HEX/R	M8X16	4		20071207	

NOTE

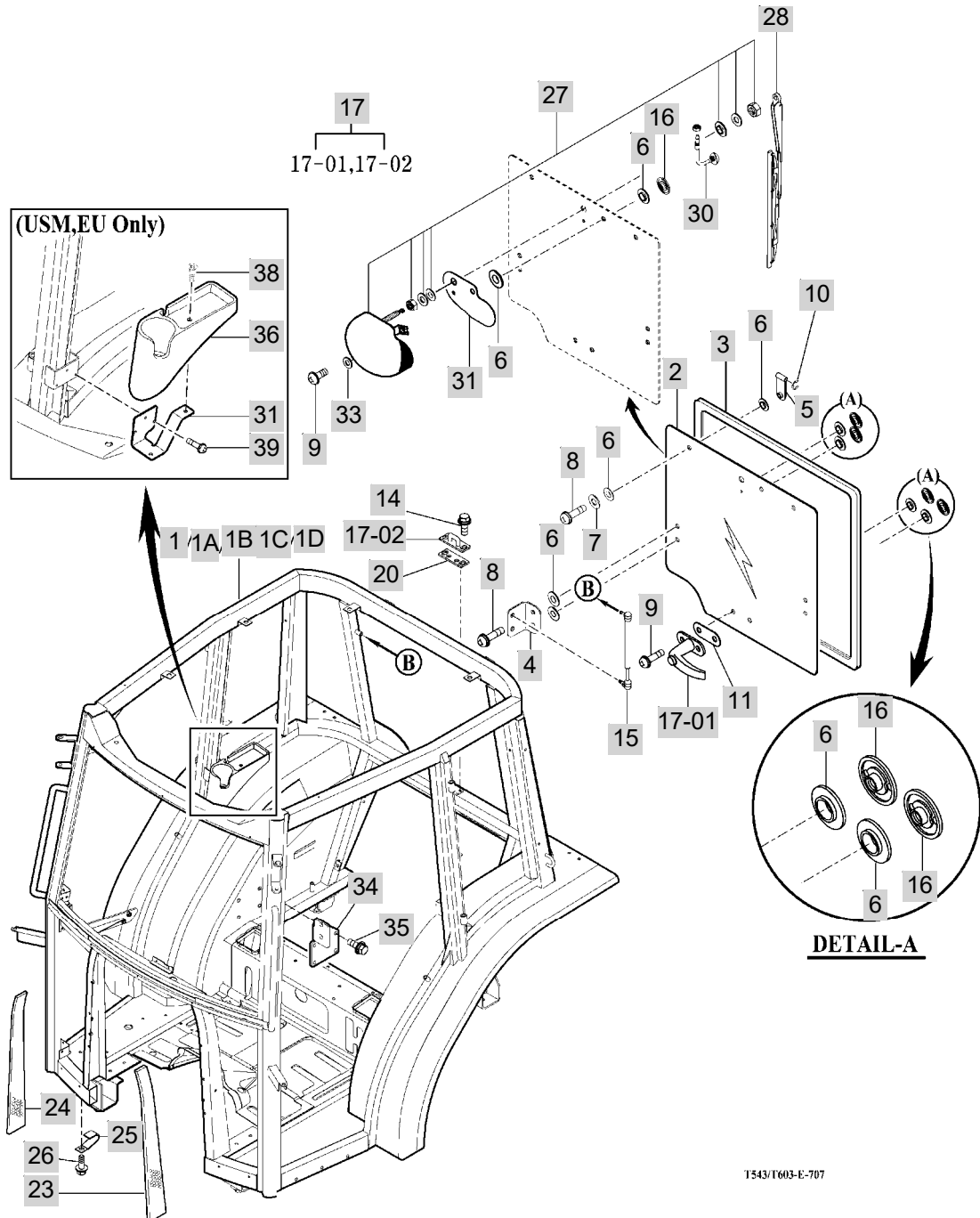
FIG 707

T603ST

CAB FRAME & REAR GLASS

년/월
Year/Month

2020.11



NOTE

FIG 707		CAB FRAME & REAR GLASS					년/월 Year/Month		
							2020.11		
T603ST		KEY NO	PART NO	DESCRIPTION	SPEC	QTY	REPAIR	EFFECTIVE DATE	REMARKS
707	1	19877012100DG	FRAME COMP , CABIN / K6EU	1656.7X1604.5X 1413	1			20090529	
707	1A	19877012100DG	FRAME COMP , CABIN / K6EU	1656.7X1604.5X 1413	1			20090529	
707	1B	19877012100DG	FRAME COMP , CABIN / K6EU	1656.7X1604.5X 1413	1			20090529	
707	1C	19877012100DG	FRAME COMP , CABIN / K6EU	1656.7X1604.5X 1413	1			20090529	
707	1D	19827012100DG	FRAME COMP , CABIN / K6PSUSM	1656.7X1604.5X 1413	1				
707	2	16997010012	GLASS , RR	T=5	1				
707	3	16997010021	INSULATOR , RR GLASS	L=2670	1				
707	4	16997023900DG	BRACKET COMP , RR ABSORBER	1X1X1	2				
707	5	15817401120DG	HINGE	1X1X1	2				
707	6	15817401130	GROMMET , 13X17X02		4			20120309	
707	7	15817401140DG	WASHER , 7X36X3	T=3.2	2				
707	8	V1212606016	SCREW , C/R PAN/S	M6X16	7				
707	9	V1212606020	SCREW , C/R PAN/S	M6X20	3				
707	10	V7081400070	E-RING	7	2				
707	11	16607425821	INSULATOR	T=3	1				
707	14	V2123606020	BOLT , HEX /SP	M6X20	2				
707	15	16997022200	DAMPER ASSY , RR DOOR	1.8X1.8X47.2	2				
707	16	14527042500	NUT COMP , GLASS	1X1X1	7			20120309	
707	17	16607202100	HANDLE SET , WINDOW LOCK	1X1X1	1				
707	17-01	16607202200	HANDLE ASSY , WINDOW LOCK	1X1X1	1				
707	17-02	16607202300	PLATE COMP , LOCK	1X1X1	1				
707	20	15187455520	PLATE , ARM A	1X1X1	1				
707	23	16997017600	INSULATOR , LH FRAME	단면 스폰지+은 박지	1				
707	24	16997017610	INSULATOR , RH FRAME	단면 스폰지+은 박지	1				
707	25	15641040170	CLAMP , HARNESS	T=1	0			20100402	
707	26	V2183608016	BOLT , HEX/SP	M8X16	0			20081224	
707	27	16997032000	MOTOR ASSY , WIPER		1				
707	28	16997033400	WIPER & BLADE ASSY , RR	1X1X1	1				
707	30	16997027700	NOZZLE SET		1				
707	31	17687030031	LABEL , COVER	T=0.08	1				
707	33	35605033020	WASHER , WIRE WITHDRAWAL	T=1.6	0			20100616	
707	34	19955106100DG	BRACKET , JOYSTICK COMP	1X1X1	0			20060830	
707	35	V2183608016	BOLT , HEX/SP	M8X16	0			20081224	
707	36	19957021100	HOLDER , CUP	T=2.5	1			20060901	
707	37	19957021200	PLATE COMP , CUP HOLDER	T=3.2	1			20060901	
707	38	V1122606020	SCREW , C/R FLAT	M6X20	2			20120611	
707	39	V1222605016	SCREW , C/R PAN/SP	M5X16	3				
NOTE									

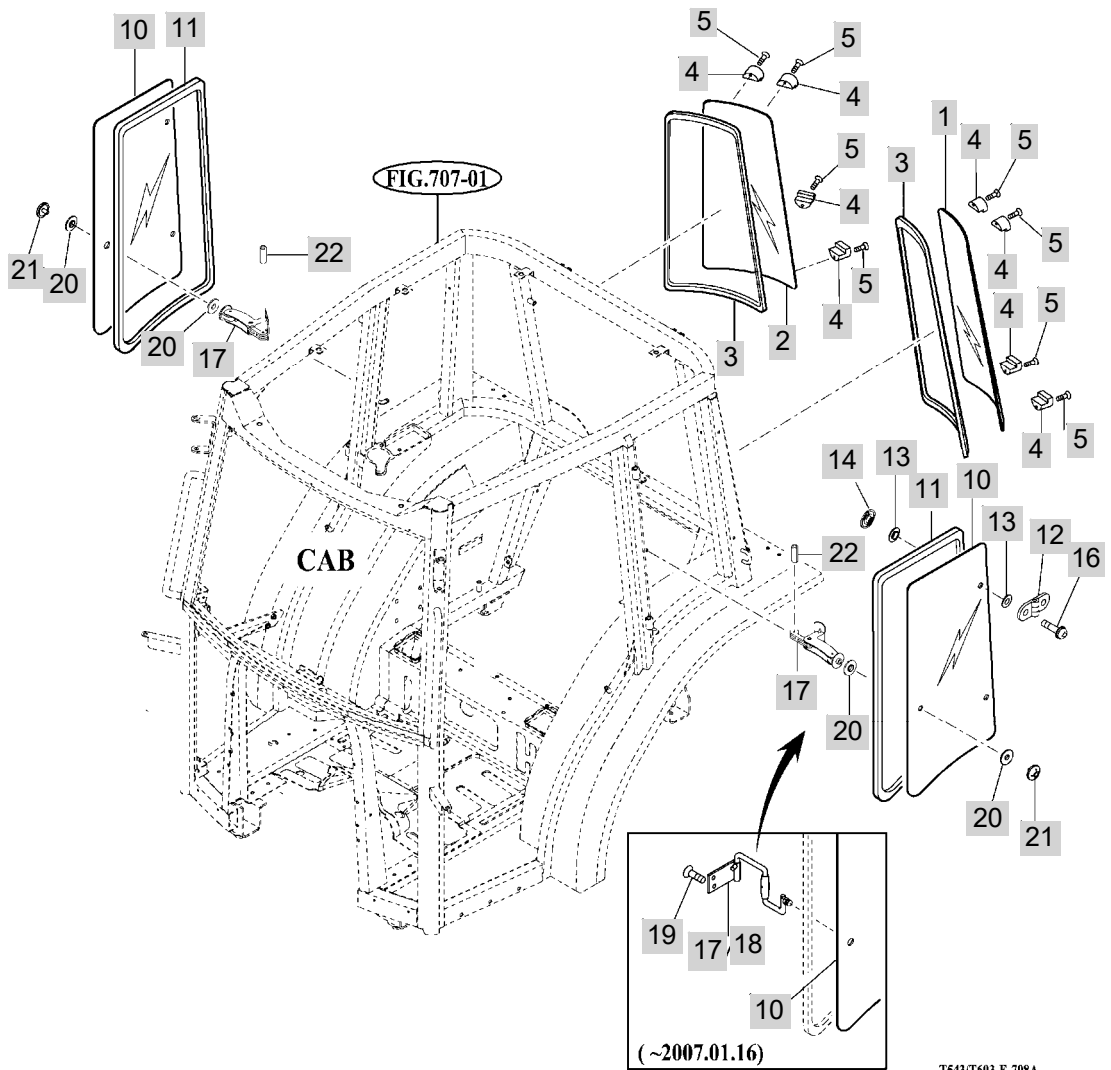
FIG 708

T603ST

SIDE GLASS

년/월
Year/Month

2020.11



NOTE

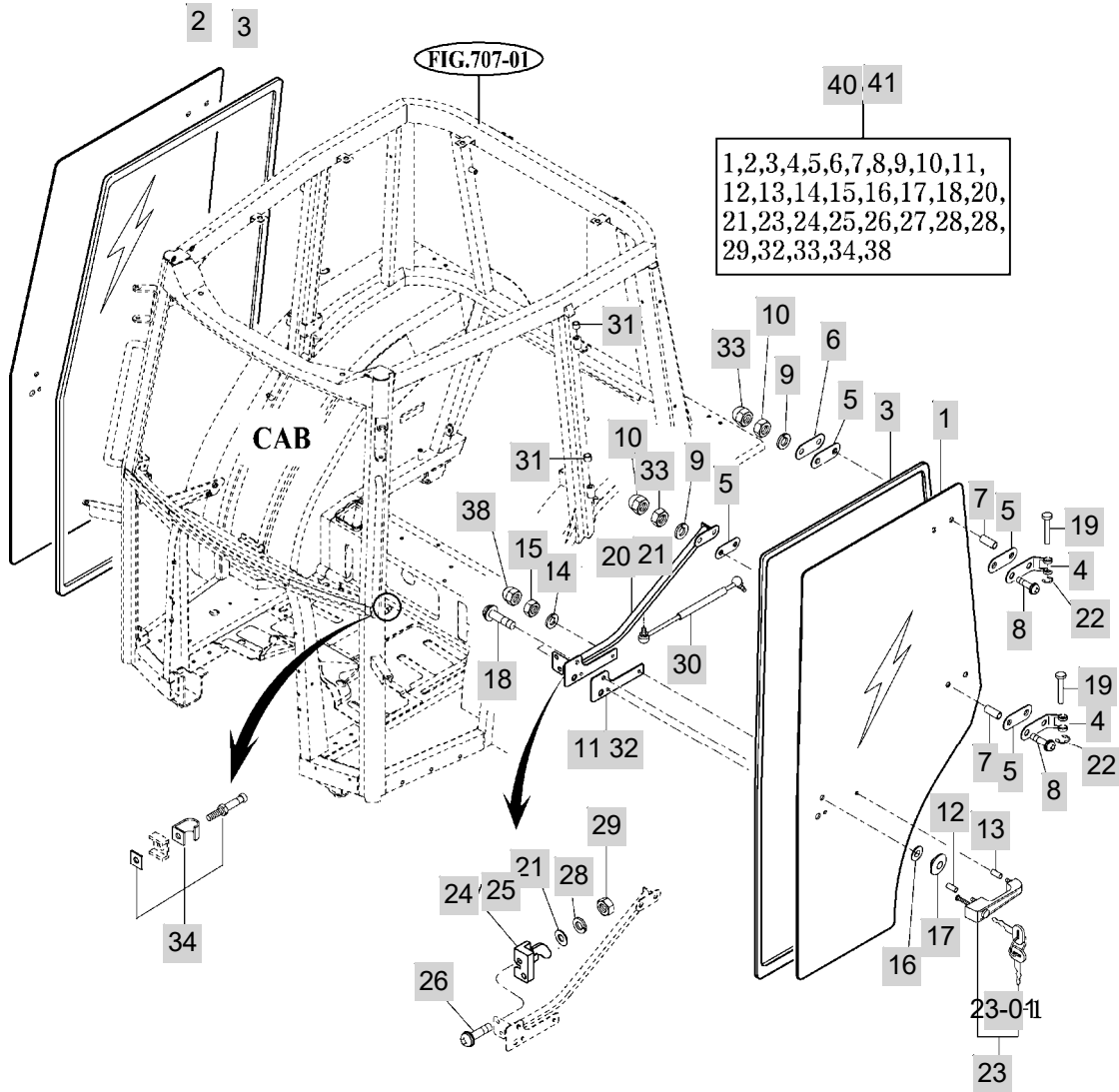
FIG 709

T603ST

DOOR

년/월
Year/Month

2020.11



T543/T603-E-709A

NOTE

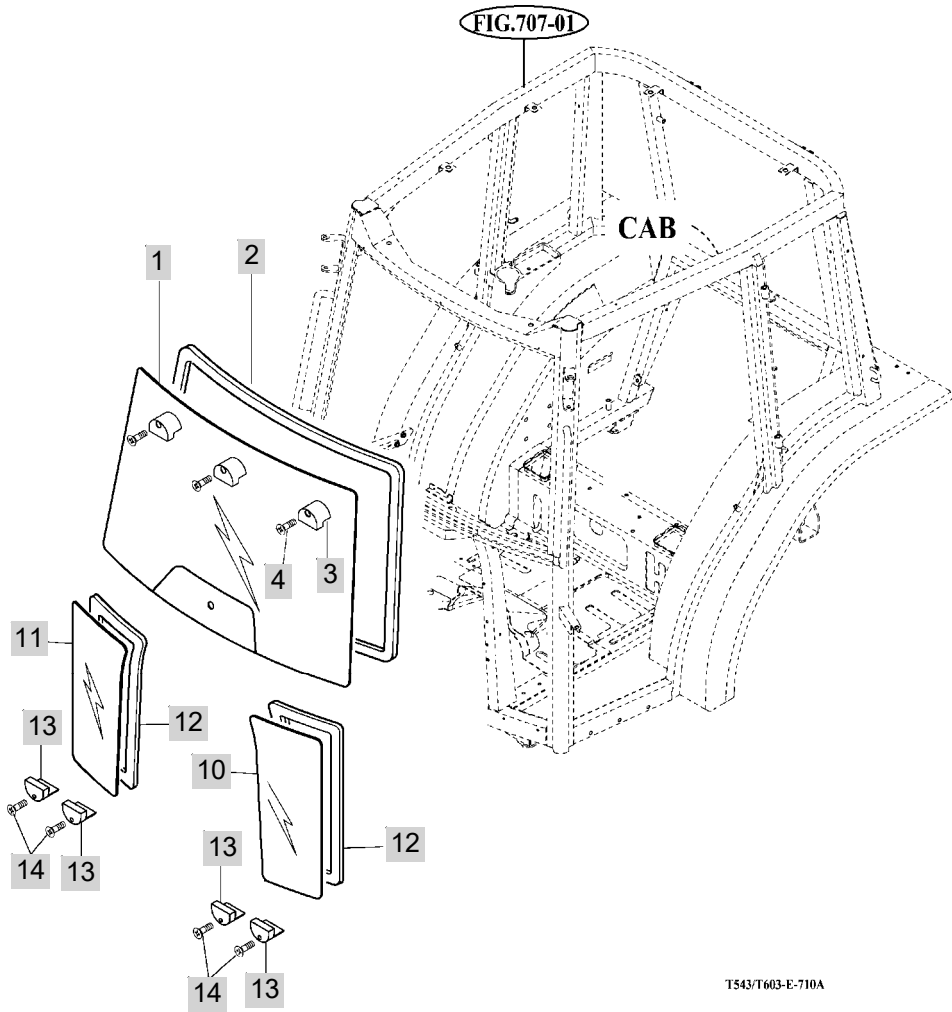
FIG 710

T603ST

FRONT GLASS

년/월
Year/Month

2020.11



T543/T603-E-710A

NOTE

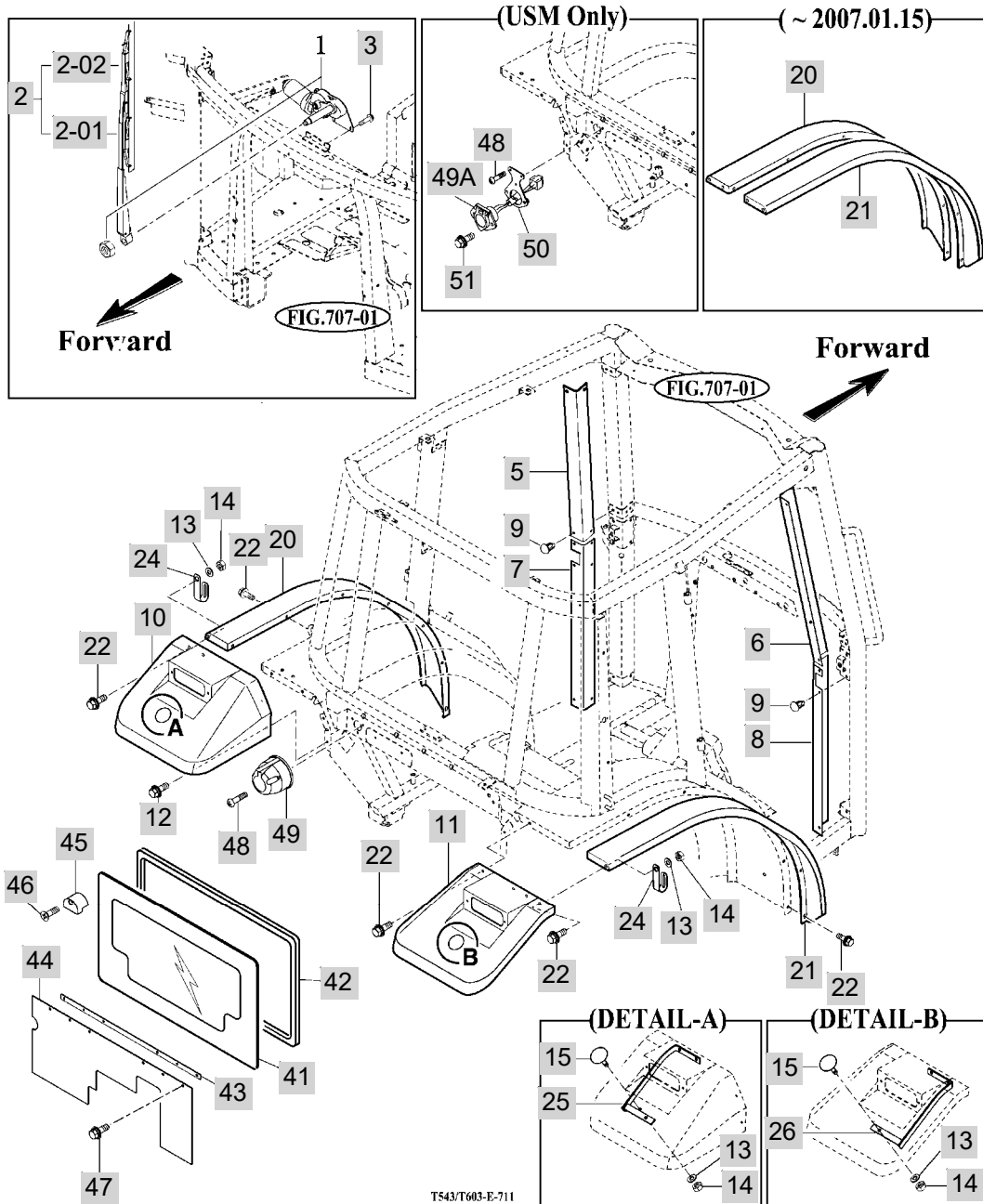
FIG 711

T603ST

SUB FENDER & COVER

년/월
Year/Month

2020.11



NOTE

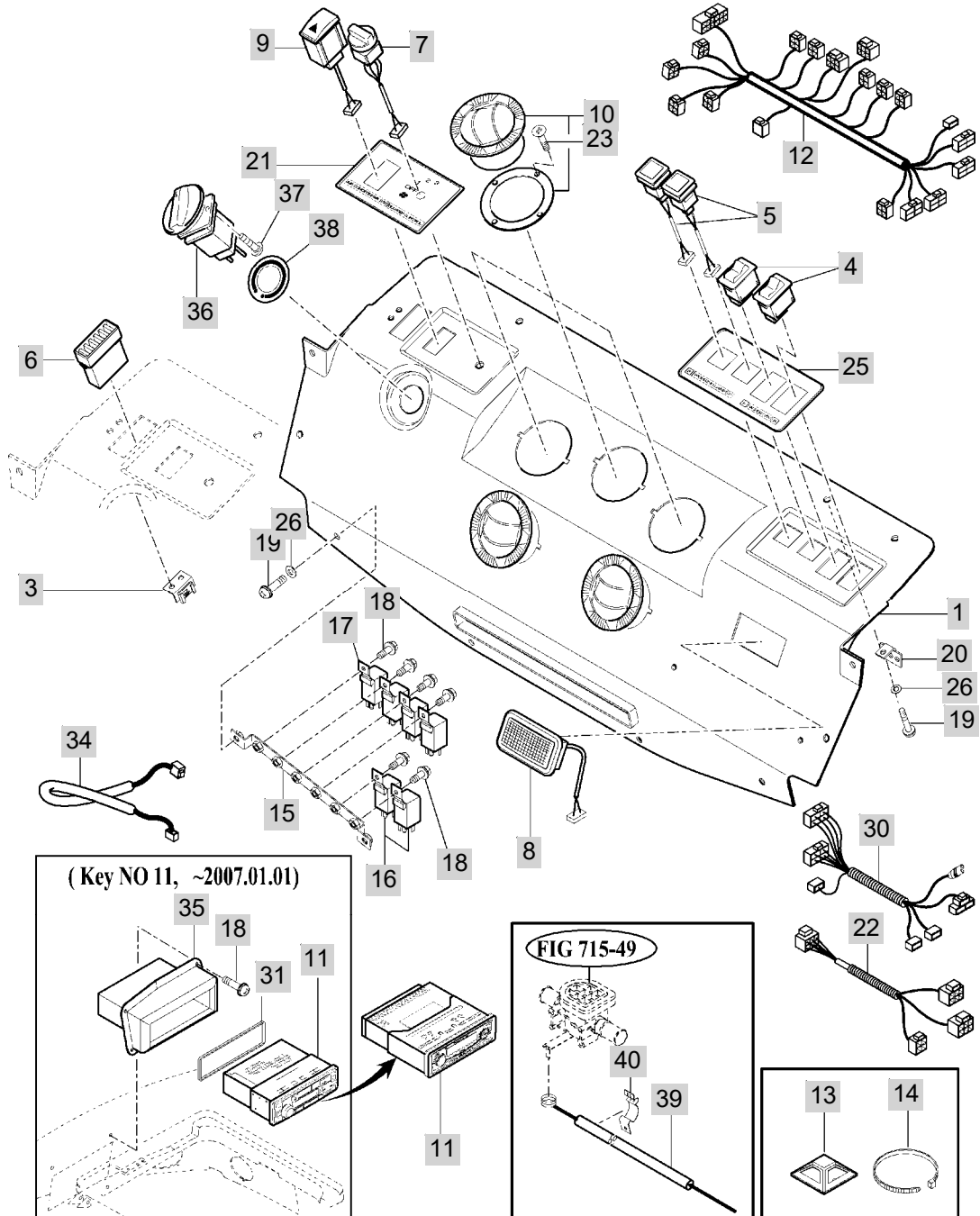
FIG 712

CONTROL COVER

년/월
Year/Month

T603ST

2020.11



NOTE

FIG 712 T603ST	CONTROL COVER	년/월 Year/Month
		2020.11

KEY NO	PART NO	DESCRIPTION	SPEC	QTY	REPAIR	EFFECTIVE DATE	REMARKS
712	1	16997010516	COVER , EV	1X1X1	1		20050101
712	3	16997024200DG	BRACKET COMP , FUSE BOX	1X1X1	1		
712	4	16608103100	SWITCH ASSY , WIPER		2		
712	5	36522732400	SWITCH ASSY , ALTERNATOR		2		
712	6	16997024300	CASE ASSY , FUSE	1X1X1	1		
712	7	16997024401	SWITCH	1X1X1	1		
712	8	16997024500	LAMP ASSY , ROOM	12V 10W	1		
712	9	16997024601	SWITCH ASSY , AIRCONDITIONER	1X1X1	1		
712	10	16997024700	COVER ASSY , GRILLE		5		
712	11	17817024802	CD PLAYER ASSY	1X1X1	1		20091012
712	12	17407024900	HARNES ASSY , CAB MAIN	1X1X1	1		
712	13	16606691000	BRACKET , HARNES	1X1X1	5		
712	14	16606691080	BAND , HARNES	1X1X1	1		20110101
712	15	16997025100DG	BRACKET COMP , RELAY	T=1.6	1		
712	16	14946212901	RELAY 5P	G2MT-1125T-RC	1		20100616
712	17	14946212901	RELAY 5P	G2MT-1125T-RC	1		20100616
712	18	V1222806016	SCREW , C/R PAN/SP	M6X16	15		
712	19	16997021950	SCREW , M5X16	M5X16	13		
712	20	16997025200DG	BRACKET COMP , COVER	T=2.3	3		
712	21	16997021991	LABEL , AIR CONDITIONER CONTROL	T=0.2	1		20050101
712	22	16997021980	DRAWING , AIR CONDITIONER WIRING	1X1X1	1		
712	23	16992604120	SCREW	M4	10		
712	25	17407021910	LABEL , WORKING LAMP	T=0.2	1		
712	26	16997013020	WASHER , EVAPORATOR COVER	T =1.6	11		
712	30	17407019990	HARNES , CASSETTE	1X1X1	1		
712	31	S7557010550	INSULATOR . RADIO	1X1X1	1		
712	34	17817024900	CABLE , i POD		0		20080424
712	35	17407021662	COVER , CASSETTE	T=2.5	1		20070102
712	36	17687025000	SWITCH ASSY , HEATER	T=0.2	1		20050101
712	37	V1902604008	SCREW , TAPPING C/R PAN	M4X8	4		20050101
712	38	16997021930	LABEL , WATER VALVE	1X1X1	1		20050101
712	39	16997026800	CABLE , WATER VALVE	1X1X1	1		20050101
712	40	17687025300	CLIP , CABLE	1X1X1	0		20101102

NOTE

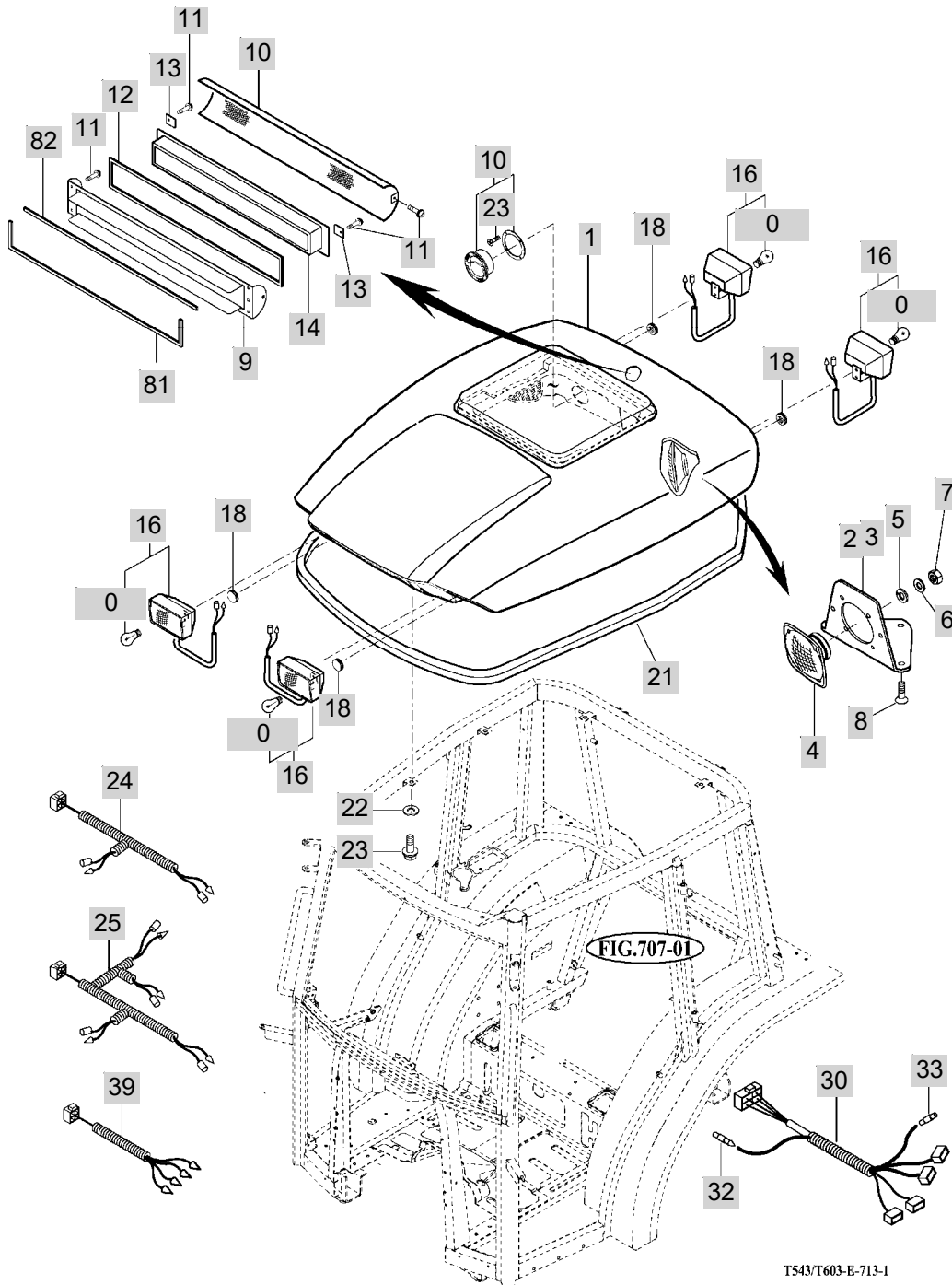
FIG 713

T603ST

ROOF

년/월
Year/Month

2020.11



T543/T603-E-713-1

NOTE

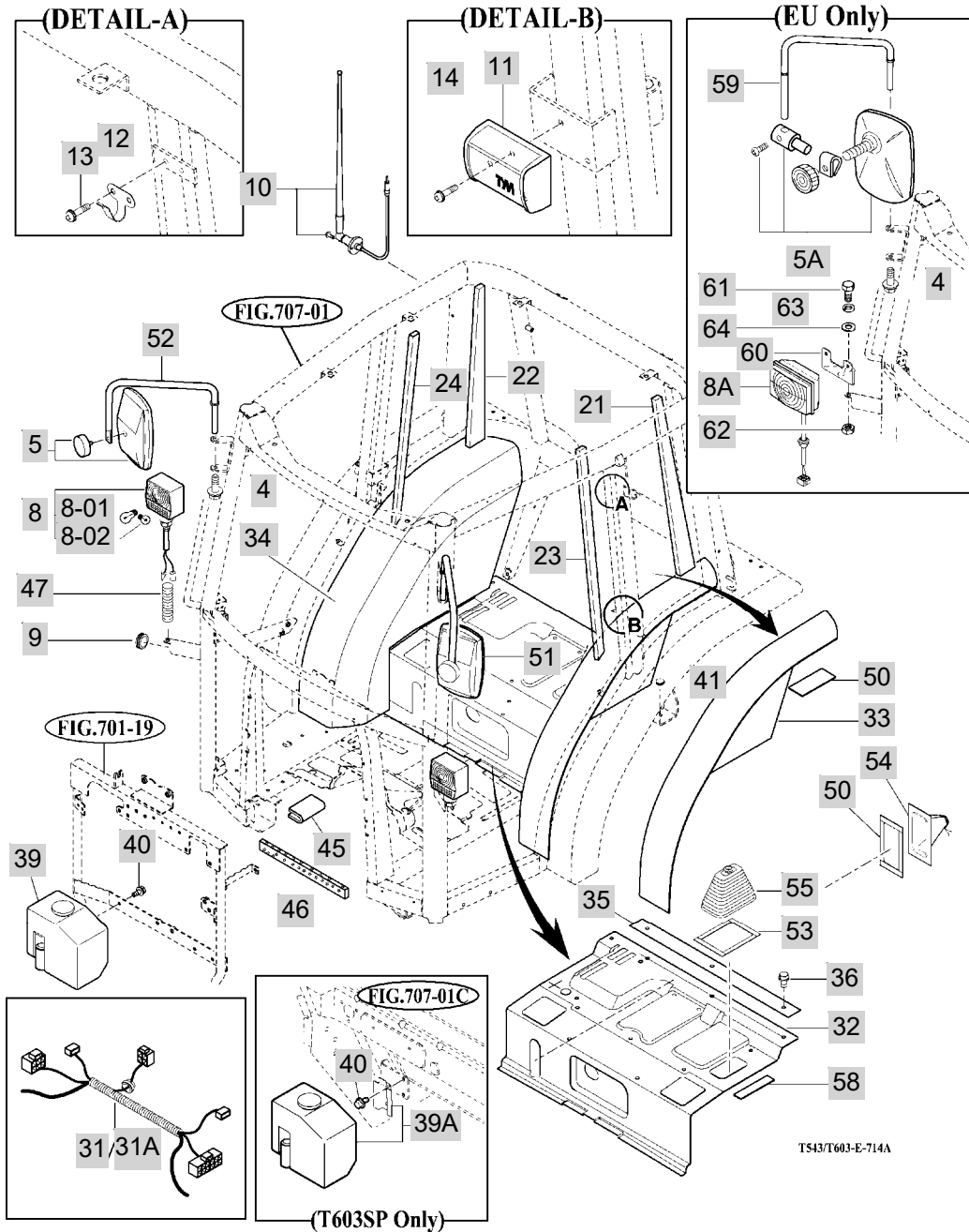
FIG 714

INTERIOR PART

년/월
Year/Month

2020.11

T603ST



NOTE

FIG 714		INTERIOR PART					년/월 Year/Month		
							2020.11		
T603ST		KEY NO	PART NO	DESCRIPTION	SPEC	QTY	REPAIR	EFFECTIVE DATE	REMARKS
714	4	V2173612035	BOLT , HEX/S	M12X35	2			20081124	
714	5	17667028600	MIRROR ASSY	1X1X1	2			20060425	
714	5A	13606313000	MIRROR ASSY		1			20120510	
714	8	15666562003	LAMP ASSY , COMBINATION		2				
714	8A	15186562000	LAMP , POSITION	1X1X1	2			20080129	
714	8-01	15646542130	BULB , 12V 21W	S25.BA15S	2				
714	8-02	15666562040	BULB , 12V 5W	G18.BA15S	2				
714	9	13012060070	RUBBER ,8.5X30X5	1X1X1	2			20120105	
714	10	17977072300	ANTENNA ASSY	1X1X1	1			20071126	
714	11	16997026801	ASHTRAY ASSY		1				
714	12	16997020630	HANGER		1			20070117	
714	13	V1122604012	SCREW , C/R FLAT	M4X12	4				
714	14	V1122605016	SCREW , C/R FLAT	M5X16	3				
714	21	16997028102	WALL BOARD , LH SIDE FRAME	1X1X1	1				
714	22	16997027202	WALL BOARD , RH RR FRAME	1X1X1	1				
714	23	16997027302	WALL BOARD , LH SIDE FRAME	1X1X1	1				
714	24	16997027402	WALL BOARD , RH SIDE FRAME	1X1X1	1				
714	31	16997027602	HARNESS ASSY , CAB FRAME		1				
714	31A	13267027600	HARNESS ASSY , CAB FRAME		-				
714	32	17977013063	SEAT , FLOOR PANEL	1X1X1	1			20060930	
714	33	17977010670	SEAT , LH FENDER	1X1X1	1				
714	34	17977010680	SEAT , RH FENDER	1X1X1	1				
714	35	17976303830DG	PLATE	1X1X1	1			20060930	
714	36	V2113606020	BOLT , HEX /S	M6X20	3				
714	39	19957033100	TANK ASSY , 2MOTOR	1X1X1	0			20090623	
714	39A	19847033100	TANK ASSY , 2MOTOR	1X1X1	1			20090623	
714	40	V2193606016	BOLT , HEX/SPL	M6X16	0			20090623	
714	41	16606070031	CAP , 9		4				
714	45	16997021960	INSULATOR , 32		1			20111130	
714	46	16421040010	INSULATOR	1X1X1	1			20100811	
714	47	16997021881	TUBE , CORRUGATE 110	1X1X1	2				
714	50	17977011770	TAPE	38	20				
714	51	16997027801DG	STAY COMP , LH MIRROR	1X1X1	1				
714	52	16997027901DG	STAY COMP , RH MIRROR	1X1X1	1				
714	53	16997020150	TAPE SET	25	1				
714	54	16997020160	BOOT , DIFF LOCK		1				
714	55	17977020550	BOOT , PTO	7.7X8.2X13.1	1				
714	58	17977013050	DOUBLE-COATED TAPE , 600	1X1X1	1				
714	59	19947027800DG	STAY COMP , MIRROR	1X1X1	2				
714	60	19946640010DG	PLATE, LAMP	1X1X1	2				
714	61	V2014612035	BOLT , HEX	M12X35	2				
714	62	V3043600120	NUT , HEX/2	M12	2			20081124	
714	63	V4011600120	WASHER , SPRING	M12	2			20090429	
714	64	V4111600120	WASHER , PLAIN	M12	2			20050901	
NOTE									

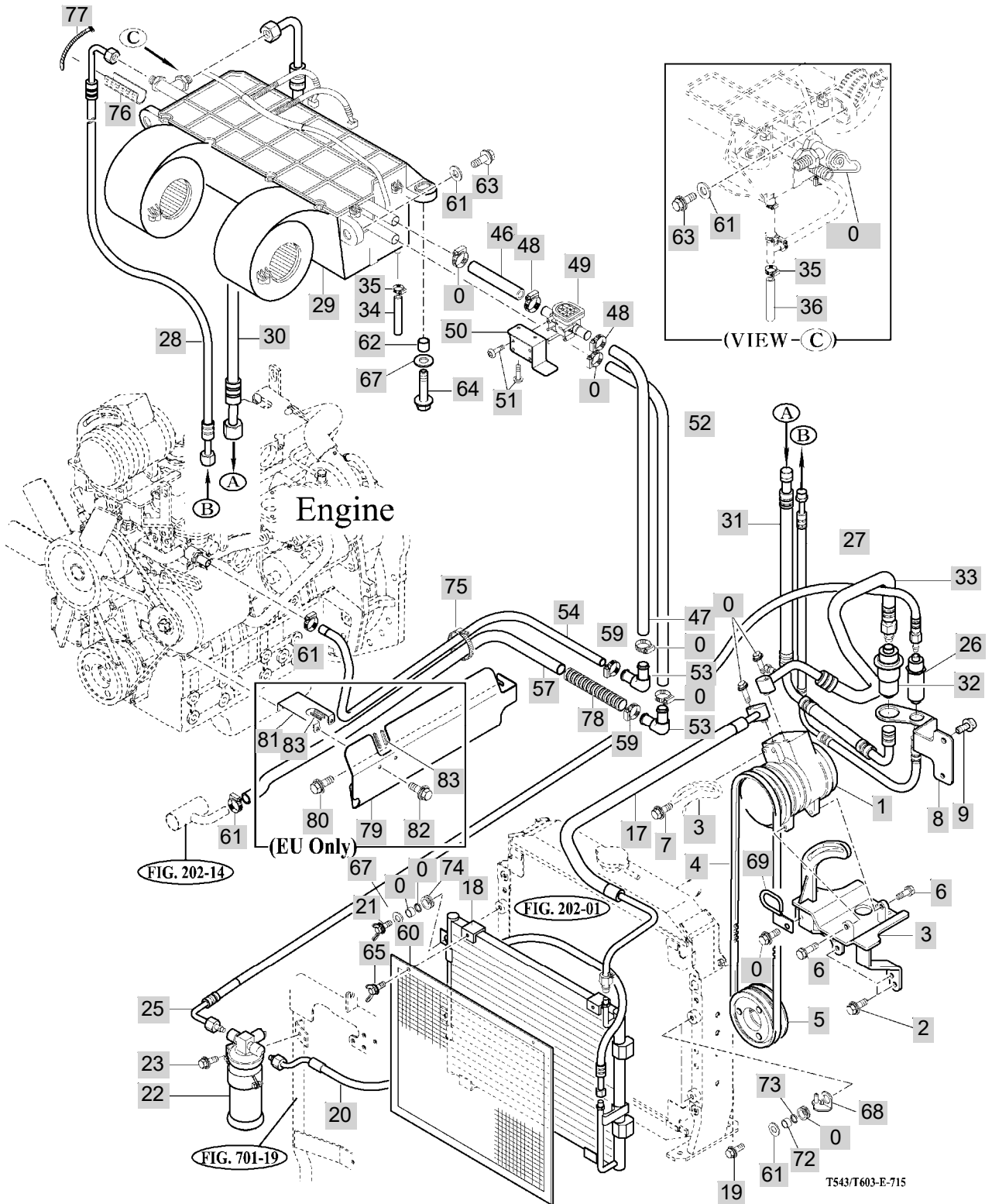
FIG 715

HEATER & AIR-CON

년/월
Year/Month

T603ST

2020.11



NOTE

FIG 715		HEATER & AIR-CON					년/월 Year/Month		
							2020.11		
T603ST		KEY NO	PART NO	DESCRIPTION	SPEC	QTY	REPAIR	EFFECTIVE DATE	REMARKS
715	1	14628303200	COMPRESSOR ASSY	12.1X18.6X16.5	1				
715	2	V2205408016	BOLT .HEX/R	M8X16	4			20071207	
715	3	19955807201DG	COMPRESSOR BRACKET COMP	1X1X1	1			20070101	
715	4	19958079400	V-BELT , REC A-54	54A	1			20070101	
715	5	238-9621	PULLEY		1				
715	6	V2173608025	BOLT , HEX/S	M8X25	1			20120710	
715	7	V2173608025	BOLT , HEX/S	M8X25	2			20120710	
715	8	19956011301DG	BRACKET COMP, COUPLING	1X1X1	1				
715	9	V2205408016	BOLT .HEX/R	M8X16	4			20071207	
715	17	19958302904	HOSE ASSY , DISCHARGE	1X1X1	1			20100210	
715	18	19958303701	CONDENSER ASSY	1X1X1	1			20060101	
715	19	V2173608025	BOLT , HEX/S	M8X25	2			20120710	
715	20	14528302300	PIPE(HOSE) ASSY	1X1X1	1			20090623	
715	21	V2712608025	BOLT , WING	M8X25	2				
715	22	14528303400	DRYER ASSY	1X1X1	1			20080602	
715	23	V2205408016	BOLT .HEX/R	M8X16	4			20071207	
715	25	19958302403	LIQ.HOSE ASSY NO2	1X1X1	1			20090623	
715	26	16998302501	COUPLING ASSY , COOLING HIGH P		1				
715	27	19958302602	LIQ.HOSE(NO3) ASSY	1X1X1	1			20060209	
715	28	16998302702	HOSE ASSY	1X1X1	1				
715	29	16998302805	EVAPORATOR ASSY		1				
715	29-01	16998303000	EXPANSION VALVE ASSY	1X1X1	1				
715	30	16998302901	HOSE , SUCTION		1				
715	31	19958303101	HOSE(SUC. NO2) ASSY	1X1X1	1			20060830	
715	32	16998303201	COUPLING ASSY , COOLING LOW PR		1				
715	33	19958302802	HOSE ASSY , SUCTION	1X1X1	1			20060830	
715	34	16998300060	HOSE , DRAIN		1				
715	35	14171020060	BAND , HOSE(14)	D=14	2			20090623	
715	36	16998300090	HOSE , RH DRAIN	1X1X1	1				
715	46	16998200110	HOSE . VALVE OUT	1X1X1	1			20050101	
715	47	16998200120	HOSE . VALVE IN	1X1X1	1				
715	48	37681850160	BAND , CLAMP(22)		0			20101027	
715	49	17688202100	VALVE ASSY , WATER	1X1X1	1			20050101	
715	50	17688202200	PLATE COMP , VALVE	1X1X1	1			20050101	
715	51	V1902604008	SCREW , TAPPING C/R PAN	M4X8	4			20050101	
715	52	16998200021	HOSE , HEATER	1X1X1	1				
715	53	17688200050	ELBOW , 90		2				
715	54	19958200041	HEATER HOSE(IN, NO1)	L=900	1			20060815	
715	57	19958200070	HEATER HOSE(OUT, NO1)	L=900	1				
715	59	14171020060	BAND , HOSE(14)	D=14	2			20090623	
715	60	16608304202DG	NET COMP , CONDENSER	1X1X1	1				
715	61	37681850160	BAND , CLAMP(22)		0			20101027	
715	62	16998201110	COLLAR , 8.5X16X25	D=16	2				
715	63	V2183608040	BOLT , HEX/SP	M8X40	2				
715	64	V2173608060	BOLT , HEX/S	M8X60	2				
NOTE									

8. ELECTRICALS & HARNESS PART NO. T603ST-E-C8

FIG 801 BATTERY & MOUNTING	288
FIG 802 LIGHT & BACK LAMP	290
FIG 803A INSTRUMENT PANEL	292
FIG 804 ELECTRIC SYSTEM (1)	294
FIG 805 ELECTRIC SYSTEM (2)	296
FIG 806A HARNESS (1)	298
FIG 807 HARNESS (2)	300

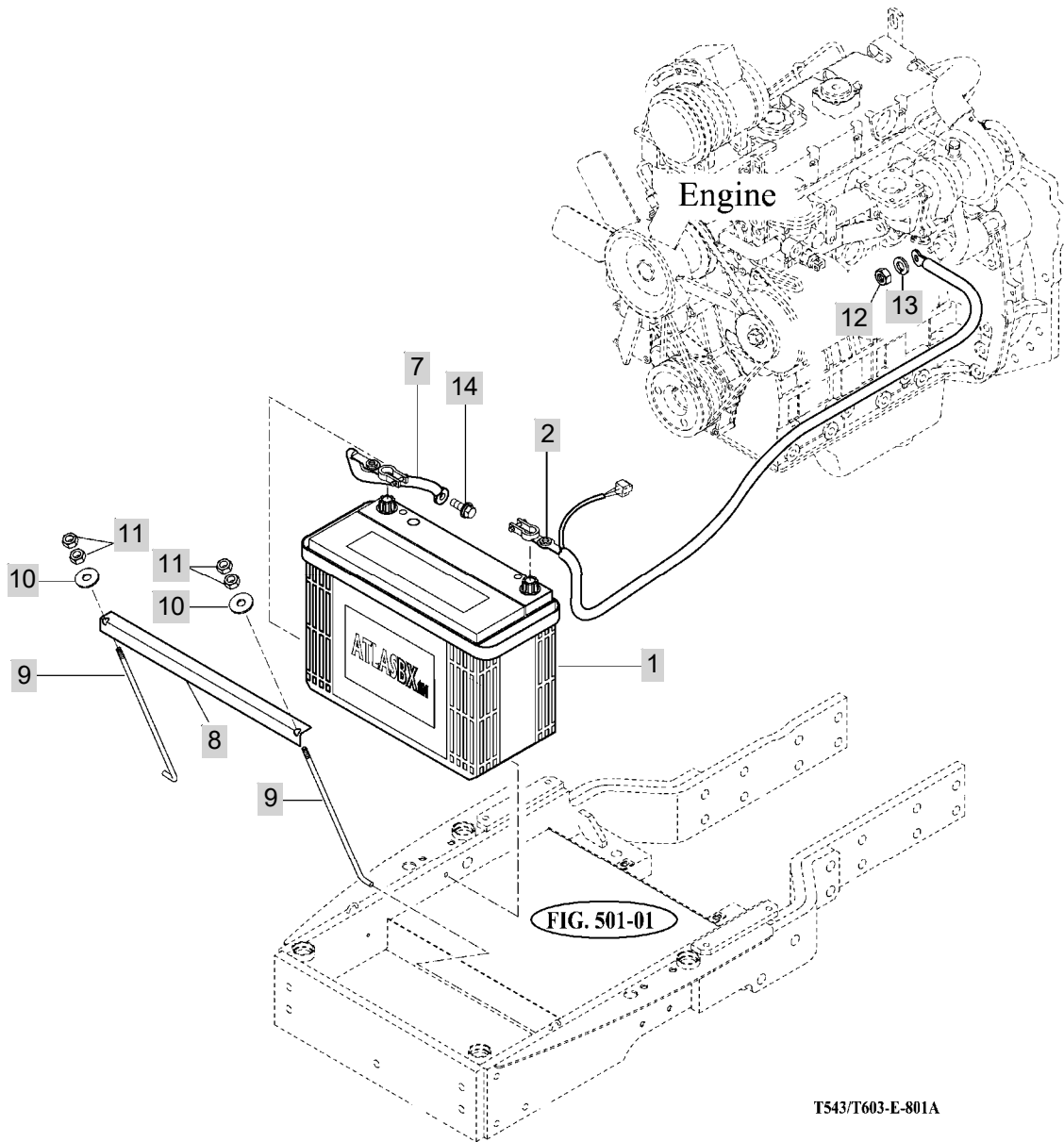
FIG 801

T603ST

BATTERY & MOUNTING

년/월
Year/Month

2020.11



NOTE

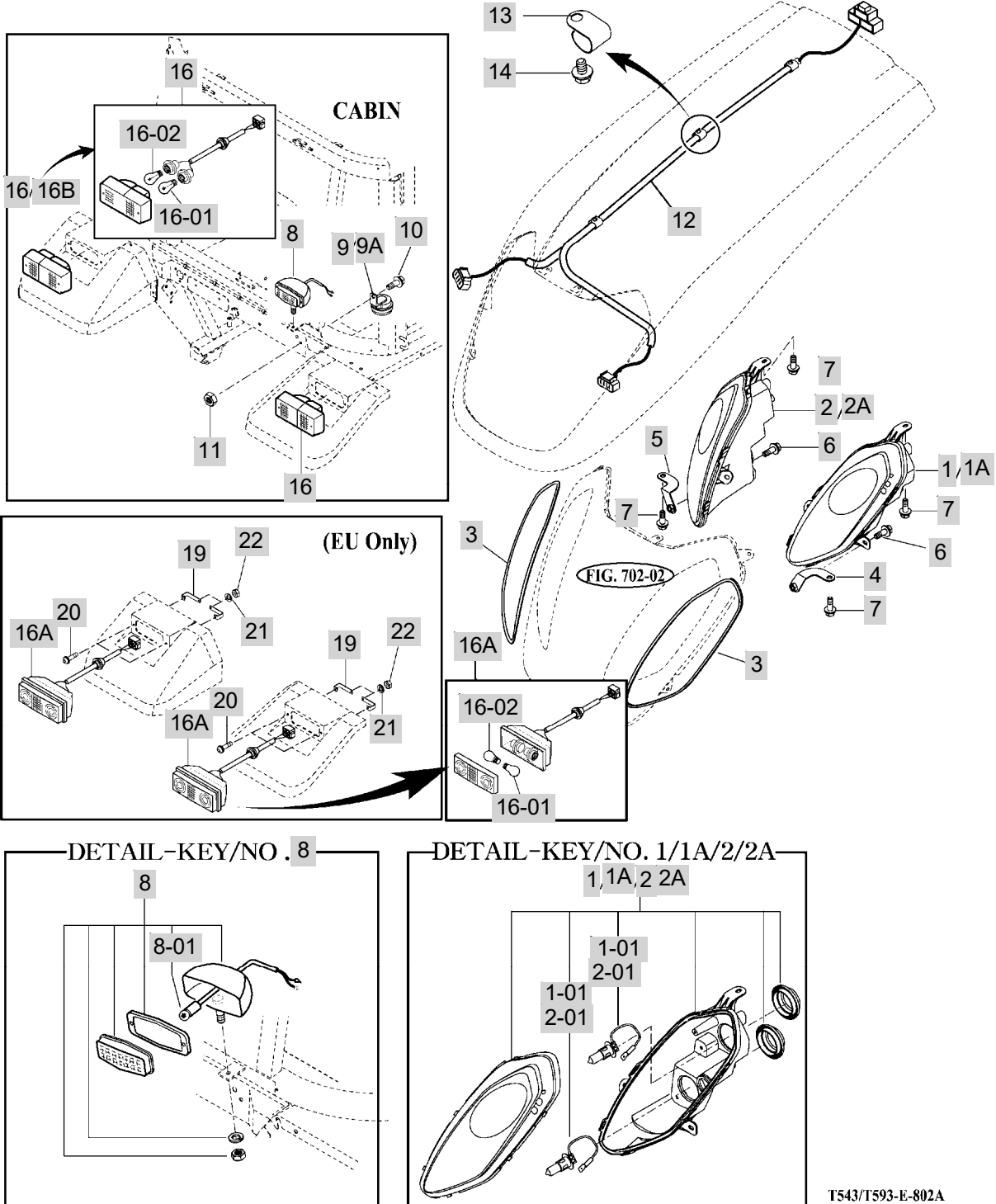
FIG 802

LIGHT & BACK LAMP

년/월
Year/Month

2020.11

T603ST



T543/T593-E-802A

NOTE

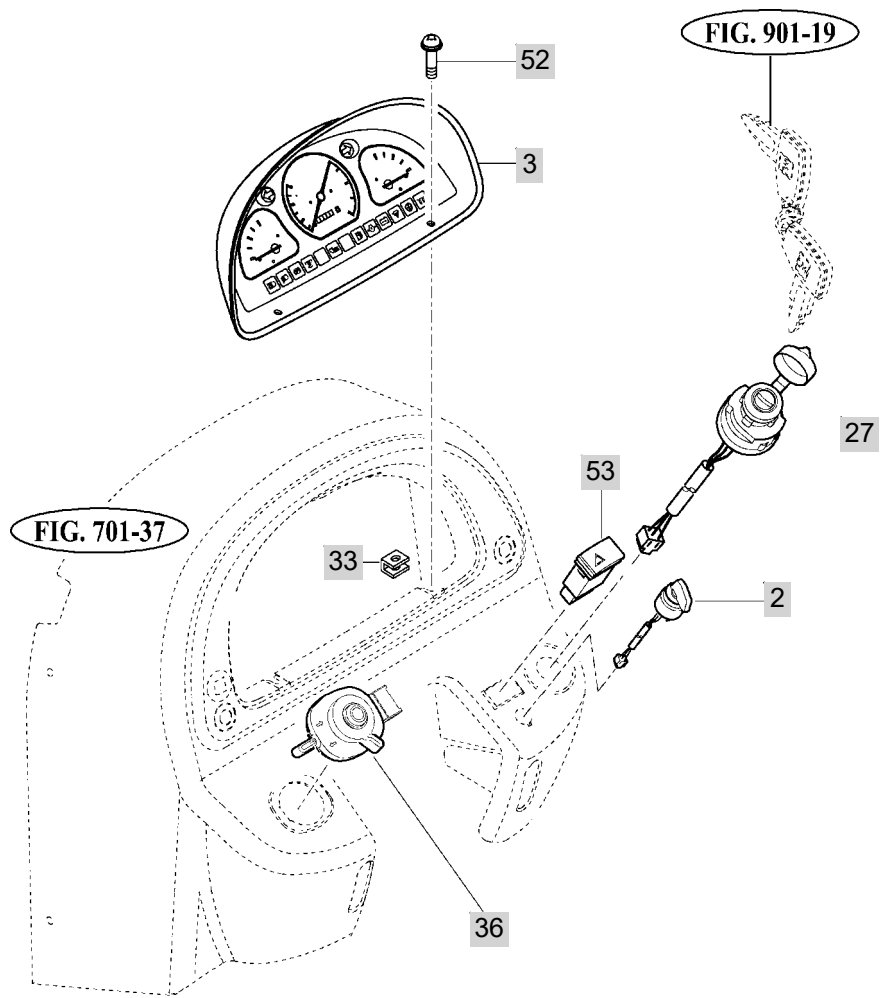
FIG 803A

T603ST

INSTRUMENT PANEL

년/월
Year/Month

2020.11



T543/T603-E-803A

NOTE

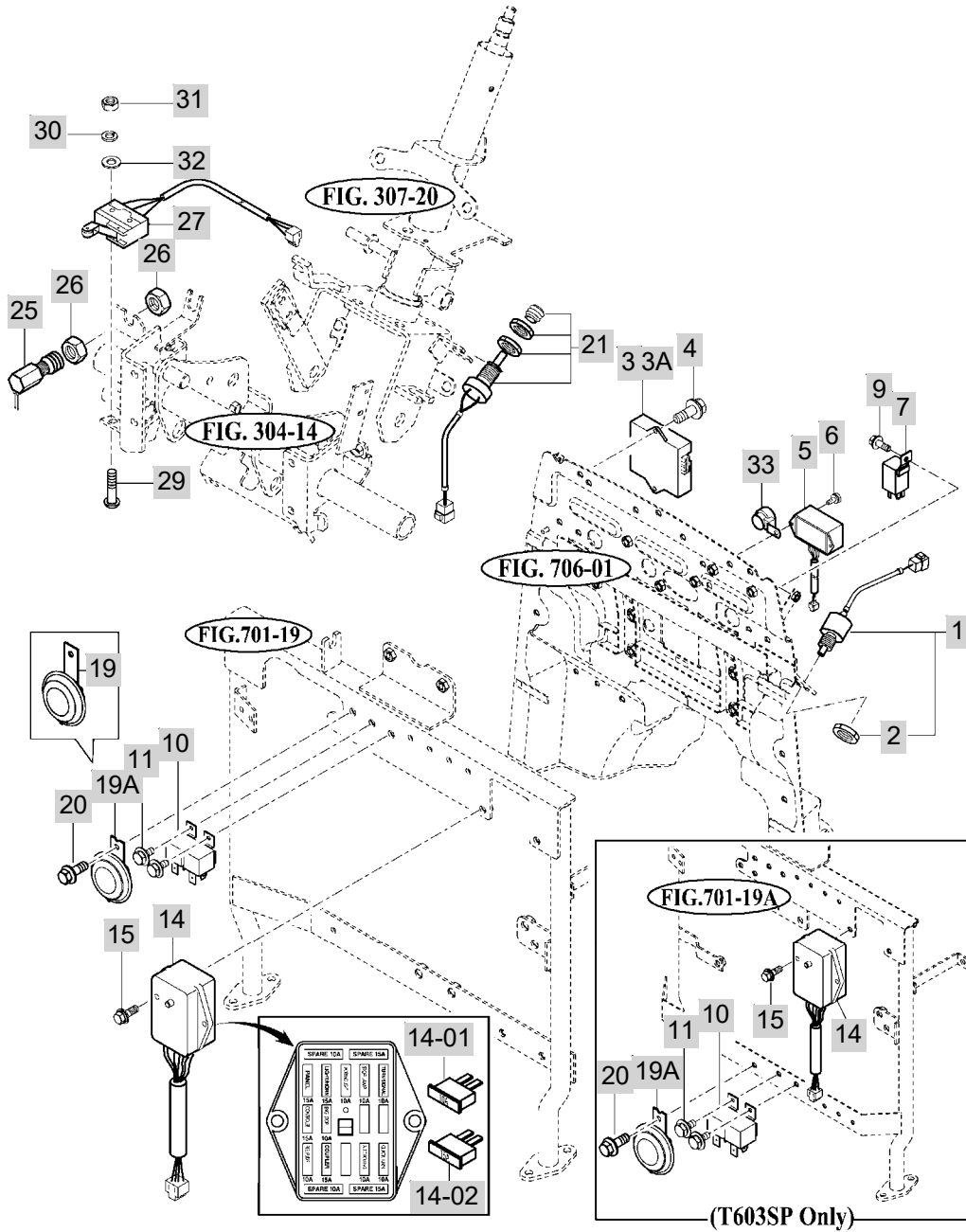
FIG 804

T603ST

ELECTRIC SYSTEM (1)

년/월
Year/Month

2020.11



TS43/T603-E-804

NOTE

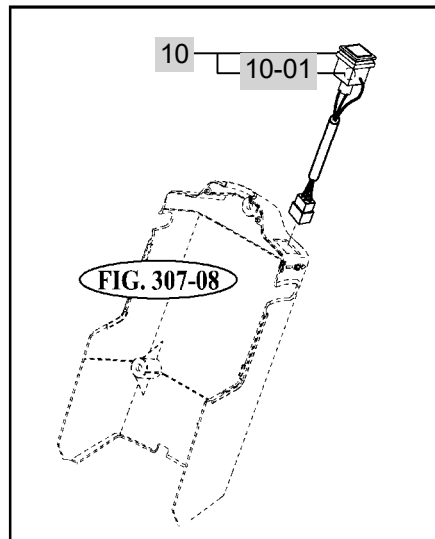
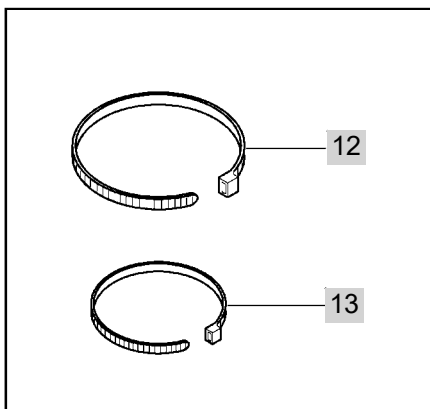
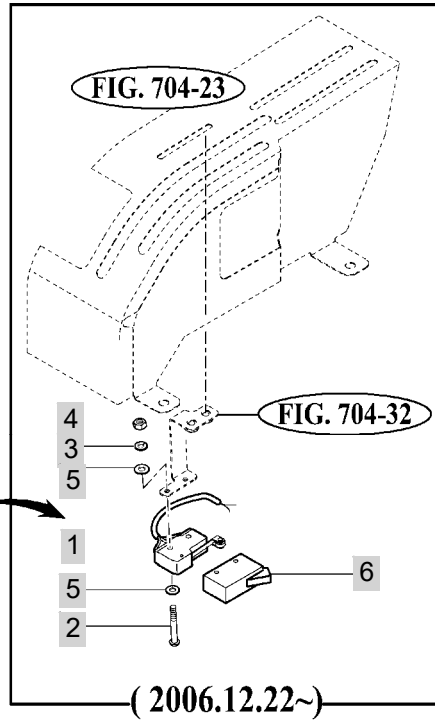
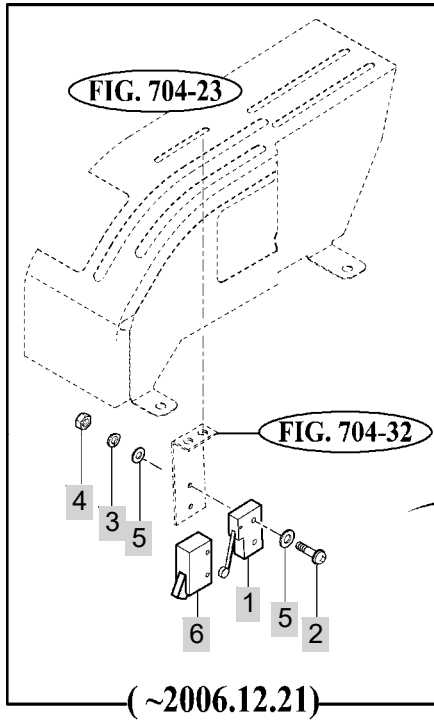
FIG 805

T603ST

ELECTRIC SYSTEM (2)

년/월
Year/Month

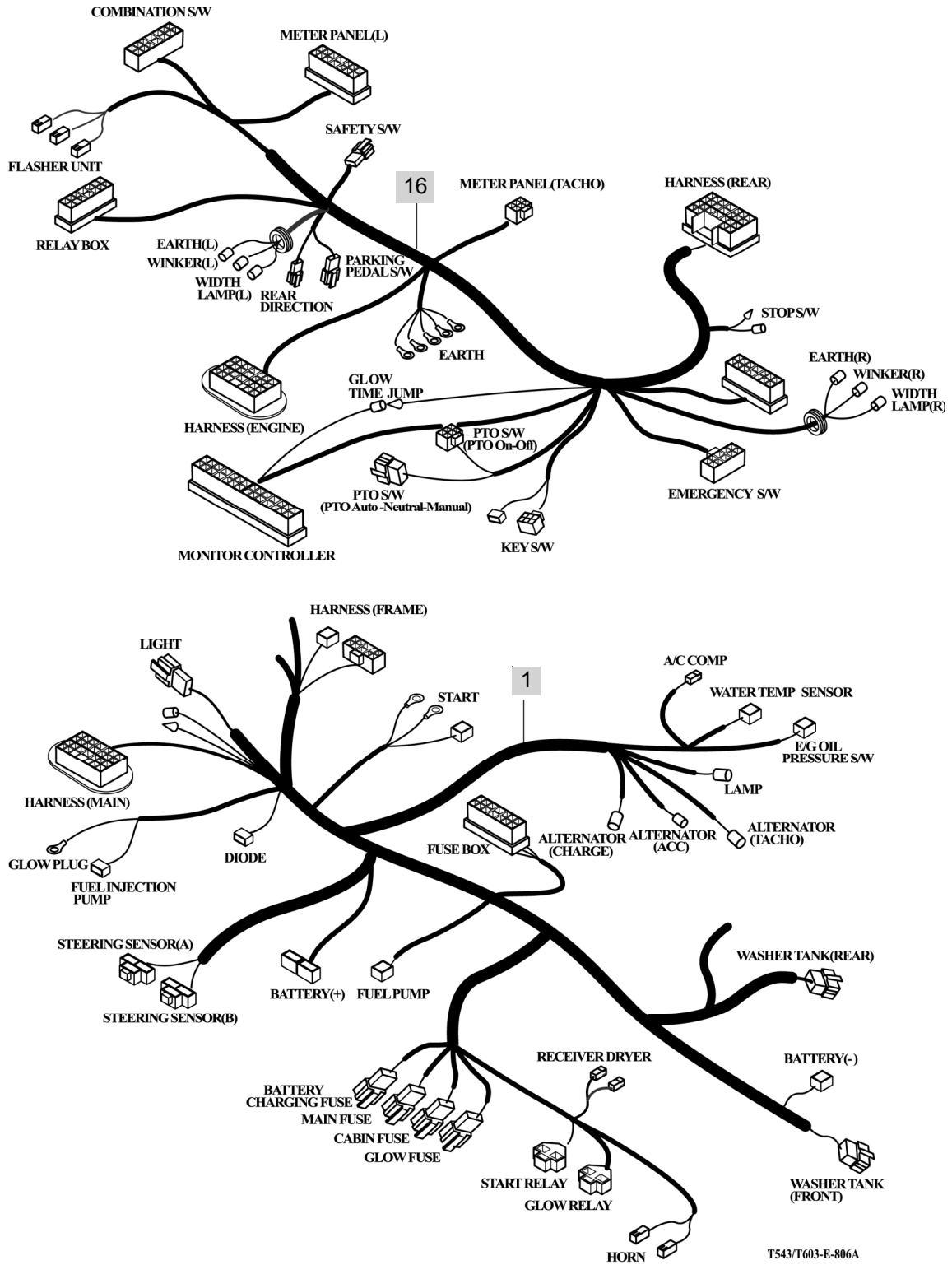
2020.11



T543/T603-E-805A

NOTE

FIG 805 T603ST		ELECTRIC SYSTEM (2)						년/월 Year/Month
								2020.11
KEY NO	PART NO		DESCRIPTION	SPEC	QTY	REPAIR	EFFECTIVE DATE	REMARKS
805	1	16606702100	SWITCH ASSY , LIMIT	1.8X5X50	1			
805	2	V1112604030	SCREW , C/R PAN	M4X30	1			
805	3	V4011600040	WASHER , SPRING	M4	2		20081201	
805	4	V3002600040	NUT , HEX/1	M4	2			
805	5	V4111600040	WASHER , PLAIN	M4	4			
805	6	14466220030	COVER		1			
805	10	15616743300	SWITCH ASSY , ALTERNATOR		1			
805	10-01	36502702140	LAMP COMP , 12V 3.4W		1			
805	12	13424020060	CABLE TIE , 250	1X1X1	2		20111227	
805	13	13764020030	CABLE TIE , 140		1			
NOTE								



NOTE

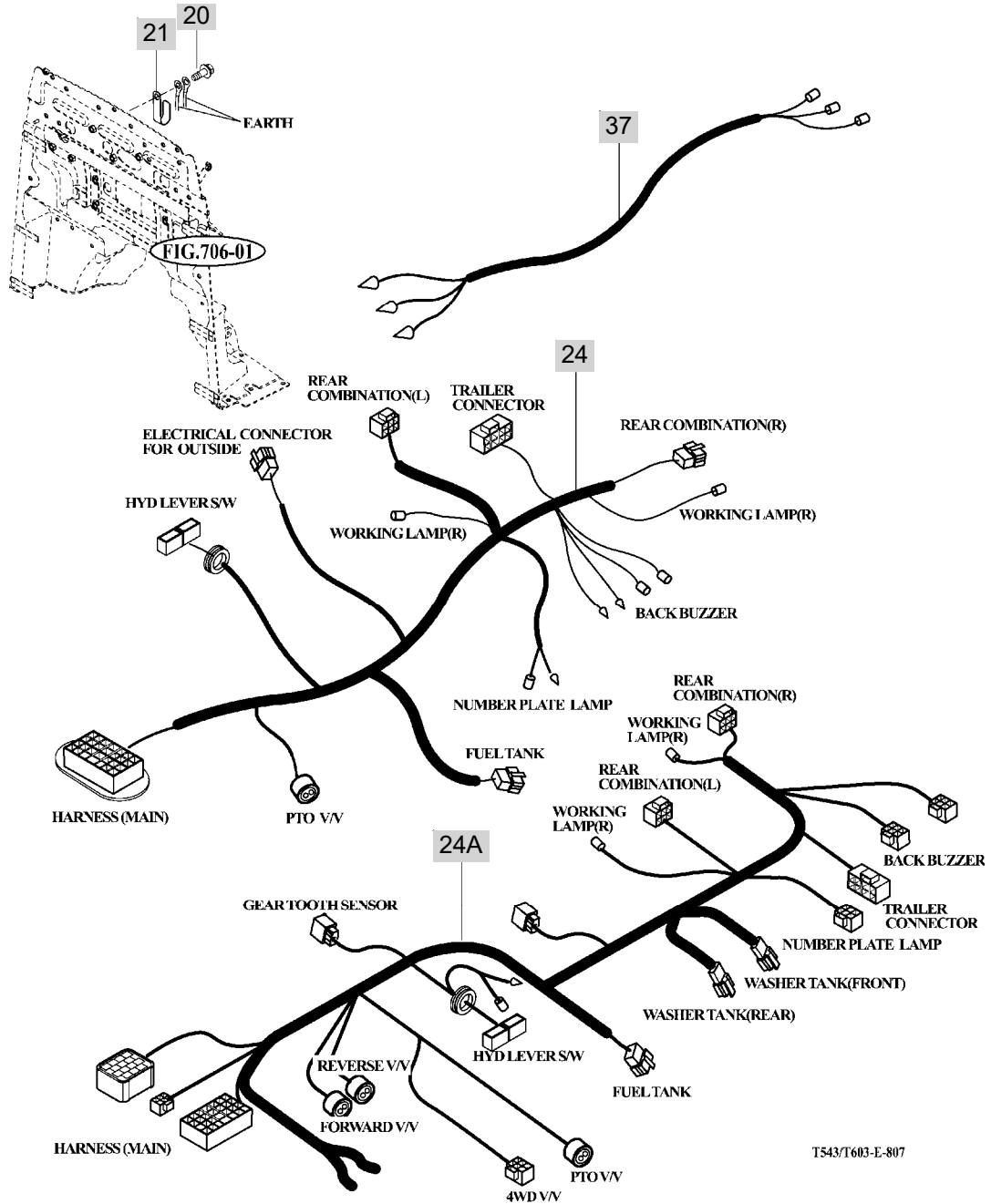
FIG 807

HARNESS (2)

년/월
Year/Month

T603ST

2020.11



T543/T603-E-807

NOTE

9. WEIGHT,LABEL,TOOLS PART NO. T603ST-E-C9

FIG 901 TOOL & ACCESSORY	303
FIG 902 WEIGHT	305
FIG 903-1 LABEL	307
FIG 903-2 LABEL	310
FIG 903-3 LABEL	313

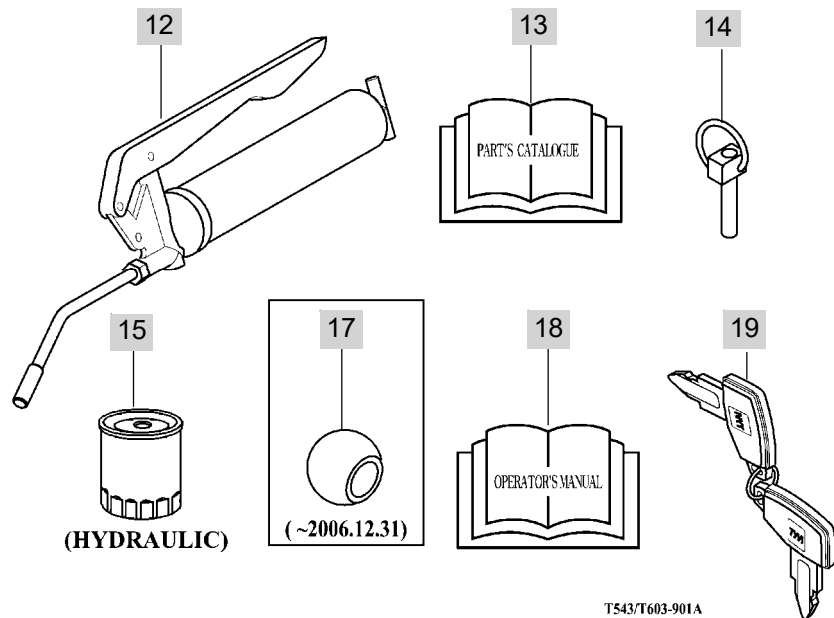
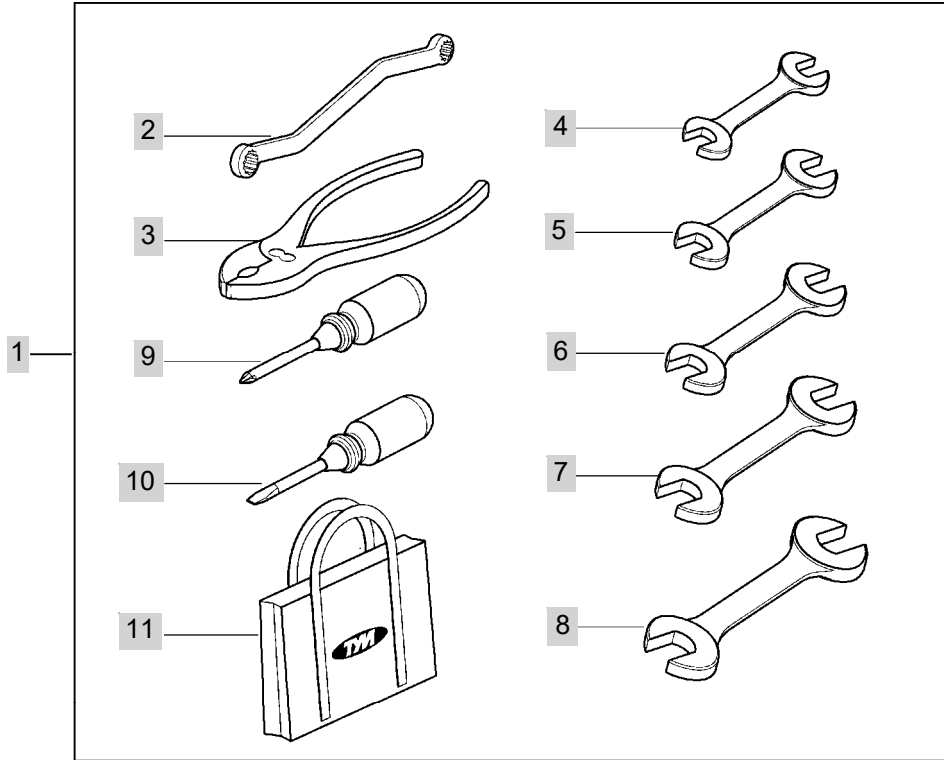
FIG 901

T603ST

TOOL & ACCESSORY

년/월
Year/Month

2020.11



T543/T603-901A

NOTE

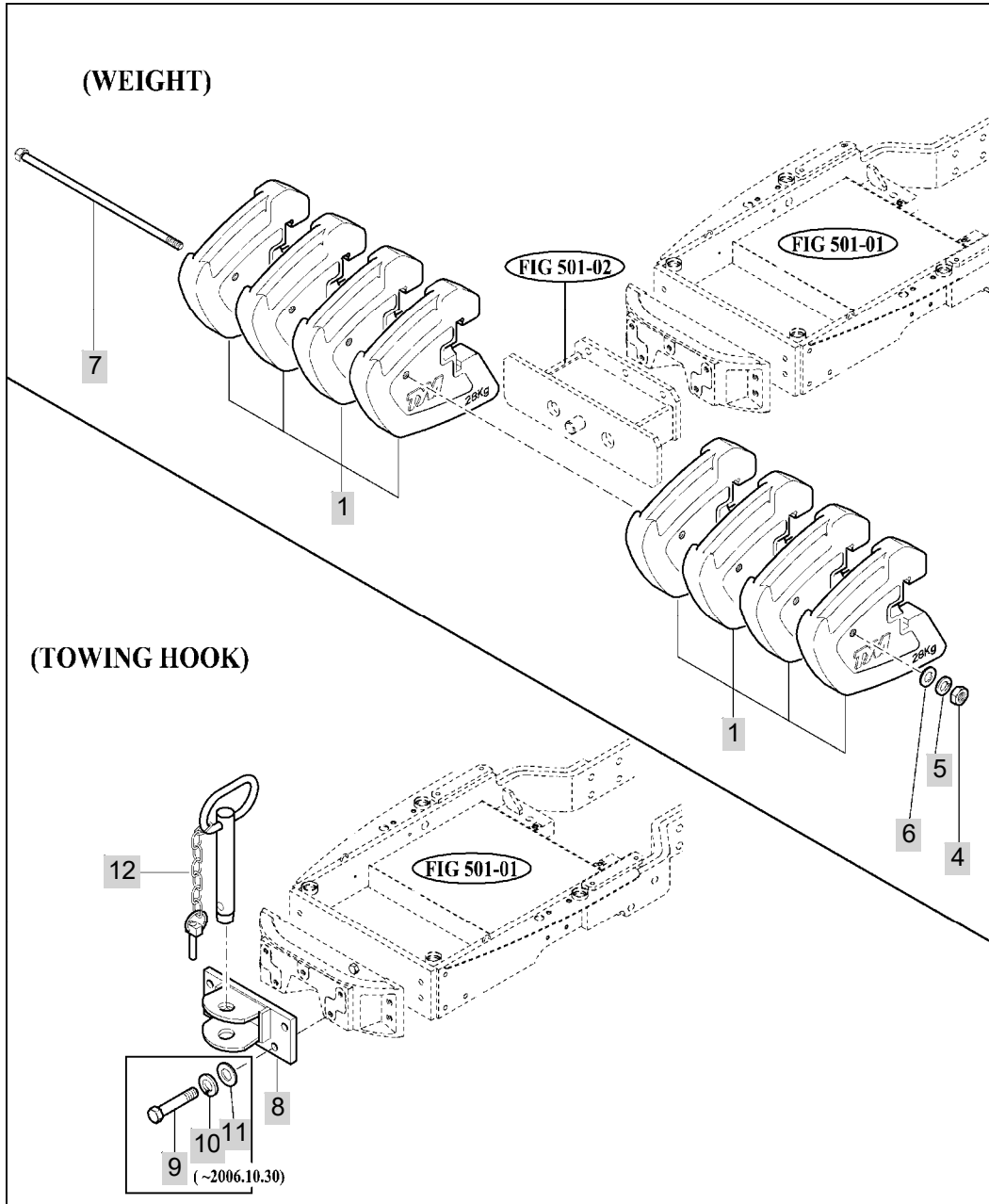
FIG 902

T603ST

WEIGHT

년/월
Year/Month

2020.11



T543/T603-E-902

NOTE

FIG 902	WEIGHT	년/월 Year/Month
T603ST		2020.11

KEY NO	PART NO	DESCRIPTION	SPEC	QTY	REPAIR	EFFECTIVE DATE	REMARKS
902	1	19959294000DG	WEIGHT , 28Kg	1X1X1	8		
902	4	V3043600140	NUT , HEX/2	M14	2	20080701	
902	5	V4011600140	WASHER , SPRING	M14	4	20120710	
902	6	V4111600140	WASHER , PLAIN	M14	2	20071001	
902	7	19959609301	WEIGHT FIX BOLT COMP	1X1X1	1	20100527	
902	8	19944073200DG	TOWING HOOK COMP	1X1X1	1		
902	9	13103612060	BOLT , HEX	1X1X1	0	20061031	
902	10	V4111600120	WASHER , PLAIN	M12	2	20050901	
902	11	V4011600120	WASHER , SPRING	M12	2	20090429	
902	12	13603063000	PIN ASSY		1		

NOTE	
------	--

Inner/Outer air Ventilation

- When grills of rear and both sides are opened, inner air will ventilate in.
- For effective use, open it when operate heater or air conditioner and close when ventilate fresh air.

100-910-108-1

QUALITY MATTERS

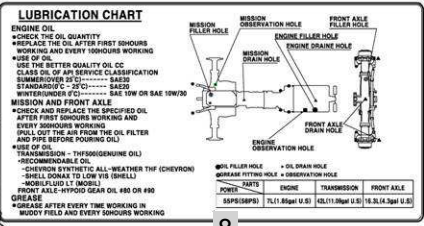
CAUTION

Start engine every 10 seconds. If not start. Then check the fuel system.
Preheating time : about 5 second below -5C
Always charge the battery sufficiently.
Be careful not to touch the electric system by the pressure water.

CAUTION

Keep hands and clothing away from rotating fan and belts to prevent serious injury.

100-910-012-2



CAUTION

Do not touch while the system is hot. It cause serious burns

100-910-024-2

WARNING

Do not refuel the tractor while smoking or near naked flame or sparks. always stop engine before refueling tractors.

DANGER

Periodic ventilation should be made to avoid suffocation while heating an air conditioning is used. Sleeping in the cab is prohibited.

100-910-011-2

WARNING

Work in ventilated Area.

100-910-002-2

SPEED TABLES

APPLICATION	REVERSE	GEAR	DRIVE
PLANTER	1	2	3 4 5 10 15
CREEP	0.5	1.0	1.5
100-910-011-2	1.2	1.4	1.7
100-910-011-2	1.3	1.5	1.8
100-910-011-2	1.4	1.6	1.9
100-910-011-2	1.5	1.7	2.0
100-910-011-2	1.6	1.8	2.1
100-910-011-2	1.7	1.9	2.2
100-910-011-2	1.8	2.0	2.3
100-910-011-2	1.9	2.1	2.4
100-910-011-2	2.0	2.2	2.5
100-910-011-2	2.1	2.3	2.6
100-910-011-2	2.2	2.4	2.7
100-910-011-2	2.3	2.5	2.8
100-910-011-2	2.4	2.6	2.9
100-910-011-2	2.5	2.7	3.0
100-910-011-2	2.6	2.8	3.1
100-910-011-2	2.7	2.9	3.2
100-910-011-2	2.8	3.0	3.3
100-910-011-2	2.9	3.1	3.4
100-910-011-2	3.0	3.2	3.5
100-910-011-2	3.1	3.3	3.6
100-910-011-2	3.2	3.4	3.7
100-910-011-2	3.3	3.5	3.8
100-910-011-2	3.4	3.6	3.9
100-910-011-2	3.5	3.7	4.0
100-910-011-2	3.6	3.8	4.1
100-910-011-2	3.7	3.9	4.2
100-910-011-2	3.8	4.0	4.3
100-910-011-2	3.9	4.1	4.4
100-910-011-2	4.0	4.2	4.5
100-910-011-2	4.1	4.3	4.6
100-910-011-2	4.2	4.4	4.7
100-910-011-2	4.3	4.5	4.8
100-910-011-2	4.4	4.6	4.9
100-910-011-2	4.5	4.7	5.0
100-910-011-2	4.6	4.8	5.1
100-910-011-2	4.7	4.9	5.2
100-910-011-2	4.8	5.0	5.3
100-910-011-2	4.9	5.1	5.4
100-910-011-2	5.0	5.2	5.5
100-910-011-2	5.1	5.3	5.6
100-910-011-2	5.2	5.4	5.7
100-910-011-2	5.3	5.5	5.8
100-910-011-2	5.4	5.6	5.9
100-910-011-2	5.5	5.7	6.0
100-910-011-2	5.6	5.8	6.1
100-910-011-2	5.7	5.9	6.2
100-910-011-2	5.8	6.0	6.3
100-910-011-2	5.9	6.1	6.4
100-910-011-2	6.0	6.2	6.5
100-910-011-2	6.1	6.3	6.6
100-910-011-2	6.2	6.4	6.7
100-910-011-2	6.3	6.5	6.8
100-910-011-2	6.4	6.6	6.9
100-910-011-2	6.5	6.7	7.0
100-910-011-2	6.6	6.8	7.1
100-910-011-2	6.7	6.9	7.2
100-910-011-2	6.8	7.0	7.3
100-910-011-2	6.9	7.1	7.4
100-910-011-2	7.0	7.2	7.5
100-910-011-2	7.1	7.3	7.6
100-910-011-2	7.2	7.4	7.7
100-910-011-2	7.3	7.5	7.8
100-910-011-2	7.4	7.6	7.9
100-910-011-2	7.5	7.7	8.0
100-910-011-2	7.6	7.8	8.1
100-910-011-2	7.7	7.9	8.2
100-910-011-2	7.8	8.0	8.3
100-910-011-2	7.9	8.1	8.4
100-910-011-2	8.0	8.2	8.5
100-910-011-2	8.1	8.3	8.6
100-910-011-2	8.2	8.4	8.7
100-910-011-2	8.3	8.5	8.8
100-910-011-2	8.4	8.6	8.9
100-910-011-2	8.5	8.7	9.0
100-910-011-2	8.6	8.8	9.1
100-910-011-2	8.7	8.9	9.2
100-910-011-2	8.8	9.0	9.3
100-910-011-2	8.9	9.1	9.4
100-910-011-2	9.0	9.2	9.5
100-910-011-2	9.1	9.3	9.6
100-910-011-2	9.2	9.4	9.7
100-910-011-2	9.3	9.5	9.8
100-910-011-2	9.4	9.6	9.9
100-910-011-2	9.5	9.7	10.0

*The data reported in this publication are also subject to variation and consequently are not.
*Don't work the traction, escape marsh, heavy work at creep on.

WARNING

Do not remove radiator cap while engine is hot. Hot steam will injure you.

100-910-012-2

WARNING

Stay clear of raised Boom and bucket.

100-910-011-2

QUALITY MATTERS

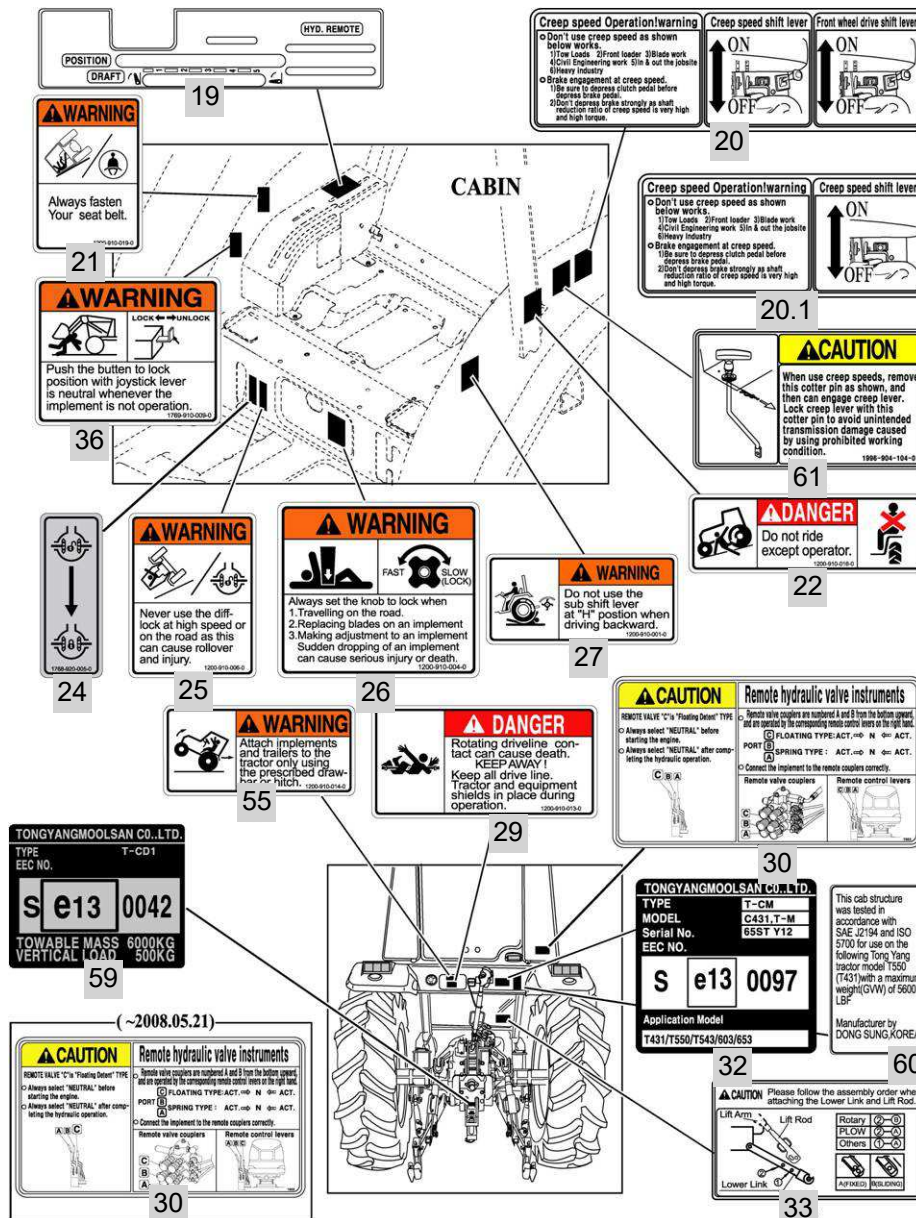
TONGYANGMOOLSAN CO., LTD.

MODEL: T603ST
TYPE: Tractor
ENGINE: Isuzu
SERIAL NO.:
MANUFACTURER: TONG YANG MOOLSAN CO. LTD.
ADDRESS: 250-100, DONGKOHAN-1DONG, KOSAN-GU, SEOUL
TEL: 02-904-2900

TYPE VERSION: ISUZU
IDENTIFICATION NUMBER: []
TOTAL PERMISSIBLE WEIGHT: []
PERMISSIBLE FRONT AXLE LOAD: []
PERMISSIBLE REAR AXLE LOAD: []
PERMISSIBLE TOWABLE MASS: []
INDEPENDENTLY BRAKED TOWABLE MASS: []
NET/EMPTY TOWABLE MASS: []
MAXIMUM TOWABLE MASS: []

T543/603E-903A

FIG 903-1		LABEL					년/월 Year/Month		
							2020.11		
T603ST		KEY NO	PART NO	DESCRIPTION	SPEC	QTY	REPAIR	EFFECTIVE DATE	REMARKS
903-1	1	19959010040	MARK, ORNAMENT(T603)	1X1X1	2			20060101	
903-1	1.1	19949010040	MARK, ORNAMENT(T543)	1X1X1	0			20060101	
903-1	2	19959041130	LABEL, HOOD	1X1X1	2			20090514	
903-1	3	19959100050	LABEL, CABIN ROOF	1X1X1	2				
903-1	4	12009100120	LABEL, CAUTION FAN	1X1X1	1			20060425	
903-1	5	12209041221	LABEL, VENTILATION	T=0.05	1			20060425	
903-1	6	12109040060	LABEL, CAUTION GLOW		1			20120105	
903-1	7	12009100240	LABEL, CAUTION MUFFLER	1X1X1	1			20060425	
903-1	8	17099040051	LABEL, OIL	T=0.05	1				
903-1	9	12009100050	LABEL, WARNING FIRE	1X1X1	1			20060425	
903-1	10	19959100060	LABEL, HOOD(FR)	1X1X1	1			20060101	
903-1	11	19959010030	LABEL, SPEED	1X1X1	1				
903-1	12	12009100110	LABEL, DANGER AIR CONDITIONER	1X1X1	1			20060425	
903-1	13	12009100030	LABEL, WARNING EXHAUST	1X1X1	1			20060425	
903-1	15	12009100150	LABEL, WARNING RADIATOR	1X1X1	2			20060425	
903-1	16	17699100100	LABEL, WARNING JOYSTICK		1			20060425	
903-1	17	T0019010020	LABEL, MODEL/EN	1X1X1	1				
903-1	17.1	13609040222	LABEL, MODEL ENGLISH	1X1X1	0				
903-1	19	19959040120	LABEL, CONTROL POSITION	T=0.2	1				
903-1	20	19959040250	LABEL, CREEPER/4WD	1X1X1	1			20060425	
903-1	20.1	19849040250	LABEL, CREEPER	1X1X1	0				
903-1	21	12009100190	LABEL, WARNING BELT	1X1X1	1			20060425	
903-1	22	12009100160	LABEL, DANGER RIDING	1X1X1	1			20060425	
903-1	24	17689200050	LABEL, DIFF		1			20030301	
903-1	25	12009100060	LABEL, WARNING DIFF	1X1X1	1			20060425	
903-1	26	12009100040	LABEL, WARNING STOP VALVE	1X1X1	1			20060425	
903-1	27	12009100010	LABEL, WARNING SUB SHIFTER	1X1X1	1			20060425	
903-1	29	12009100130	LABEL, DANGER PTO	1X1X1	1			20060425	
903-1	30	12005300042	LABEL, HYDRAULIC CAUTION	1X1X1	1			20080522	
903-1	32	19959045040	LABEL, CABIN	1X1X1	1			20060712	
903-1	33	12209040101	LABEL, CAUTION 3P	1X1X1	0			20060706	
903-1	34	12009100210	LABEL, WARNING THROTTLE	1X1X1	1			20060425	
903-1	35	12009100230	LABEL, CAUTION OPERATION	T=0.05	1			20060425	
903-1	36	17699100090	LABEL, WARNING JOYSTICK	1X1X1	1			20060425	
903-1	37	16509030040	LABEL, CONTROL PTO	T=0.3	1			20060425	
903-1	38	16509030050	LABEL, CONTROL THROTTLE	T=0.3	1			20060425	
903-1	39	17689100170	LABEL, CAUTION SAFETY		1			20060301	
903-1	42	12009100020	LABEL, WARNING PARKING	1X1X1	1			20060425	
903-1	43	12009100080	LABEL, WARNING TILTING	1X1X1	1			20120105	
903-1	44	12009100070	LABEL, WARNING BRAKE	1X1X1	1			20120105	
903-1	45	12209040150	LABEL, CAUTION STARTER	T=0.05	1			20120105	
903-1	46	13609040180	LABEL, CONTROL ID		1			20060801	
903-1	47	19959040961	LABEL, KEY		1			20060801	
903-1	49	12109040260	LABEL, CONTROL PTO	1X1X1	1			20060425	
903-1	51	17689030080	LABEL, PORT C		1			20060425	
NOTE									



NOTE

FIG 903-2		LABEL					년/월 Year/Month		
							2020.11		
T603ST		KEY NO	PART NO	DESCRIPTION	SPEC	QTY	REPAIR	EFFECTIVE DATE	REMARKS
903-2	1	19959010040	MARK, ORNAMENT(T603)	1X1X1	2			20060101	
903-2	1.1	19949010040	MARK, ORNAMENT(T543)	1X1X1	0			20060101	
903-2	2	19959041130	LABEL, HOOD	1X1X1	2			20090514	
903-2	3	19959100050	LABEL, CABIN ROOF	1X1X1	2				
903-2	4	12009100120	LABEL, CAUTION FAN	1X1X1	1			20060425	
903-2	5	12209041221	LABEL, VENTILATION	T=0.05	1			20060425	
903-2	6	12109040060	LABEL, CAUTION GLOW		1			20120105	
903-2	7	12009100240	LABEL, CAUTION MUFFLER	1X1X1	1			20060425	
903-2	8	17099040051	LABEL, OIL	T=0.05	1				
903-2	9	12009100050	LABEL, WARNING FIRE	1X1X1	1			20060425	
903-2	10	19959100060	LABEL, HOOD(FR)	1X1X1	1			20060101	
903-2	11	19959010030	LABEL, SPEED	1X1X1	1				
903-2	12	12009100110	LABEL, DANGER AIR CONDITIONER	1X1X1	1			20060425	
903-2	13	12009100030	LABEL, WARNING EXHAUST	1X1X1	1			20060425	
903-2	15	12009100150	LABEL, WARNING RADIATOR	1X1X1	2			20060425	
903-2	16	17699100100	LABEL, WARNING JOYSTICK		1			20060425	
903-2	17	T0019010020	LABEL, MODEL/EN	1X1X1	1				
903-2	17.1	13609040222	LABEL, MODEL ENGLISH	1X1X1	0				
903-2	19	19959040120	LABEL, CONTROL POSITION	T=0.2	1				
903-2	20	19959040250	LABEL, CREEPER/4WD	1X1X1	1			20060425	
903-2	20.1	19849040250	LABEL, CREEPER	1X1X1	0				
903-2	21	12009100190	LABEL, WARNING BELT	1X1X1	1			20060425	
903-2	22	12009100160	LABEL, DANGER RIDING	1X1X1	1			20060425	
903-2	24	17689200050	LABEL, DIFF		1			20030301	
903-2	25	12009100060	LABEL, WARNING DIFF	1X1X1	1			20060425	
903-2	26	12009100040	LABEL, WARNING STOP VALVE	1X1X1	1			20060425	
903-2	27	12009100010	LABEL, WARNING SUB SHIFTER	1X1X1	1			20060425	
903-2	29	12009100130	LABEL, DANGER PTO	1X1X1	1			20060425	
903-2	30	12005300042	LABEL, HYDRAULIC CAUTION	1X1X1	1			20080522	
903-2	32	19959045040	LABEL, CABIN	1X1X1	1			20060712	
903-2	33	12209040101	LABEL, CAUTION 3P	1X1X1	0			20060706	
903-2	34	12009100210	LABEL, WARNING THROTTLE	1X1X1	1			20060425	
903-2	35	12009100230	LABEL, CAUTION OPERATION	T=0.05	1			20060425	
903-2	36	17699100090	LABEL, WARNING JOYSTICK	1X1X1	1			20060425	
903-2	37	16509030040	LABEL, CONTROL PTO	T=0.3	1			20060425	
903-2	38	16509030050	LABEL, CONTROL THROTTLE	T=0.3	1			20060425	
903-2	39	17689100170	LABEL, CAUTION SAFETY		1			20060301	
903-2	42	12009100020	LABEL, WARNING PARKING	1X1X1	1			20060425	
903-2	43	12009100080	LABEL, WARNING TILTING	1X1X1	1			20120105	
903-2	44	12009100070	LABEL, WARNING BRAKE	1X1X1	1			20120105	
903-2	45	12209040150	LABEL, CAUTION STARTER	T=0.05	1			20120105	
903-2	46	13609040180	LABEL, CONTROL ID		1			20060801	
903-2	47	19959040961	LABEL, KEY		1			20060801	
903-2	49	12109040260	LABEL, CONTROL PTO	1X1X1	1			20060425	
903-2	51	17689030080	LABEL, PORT C		1			20060425	
NOTE									

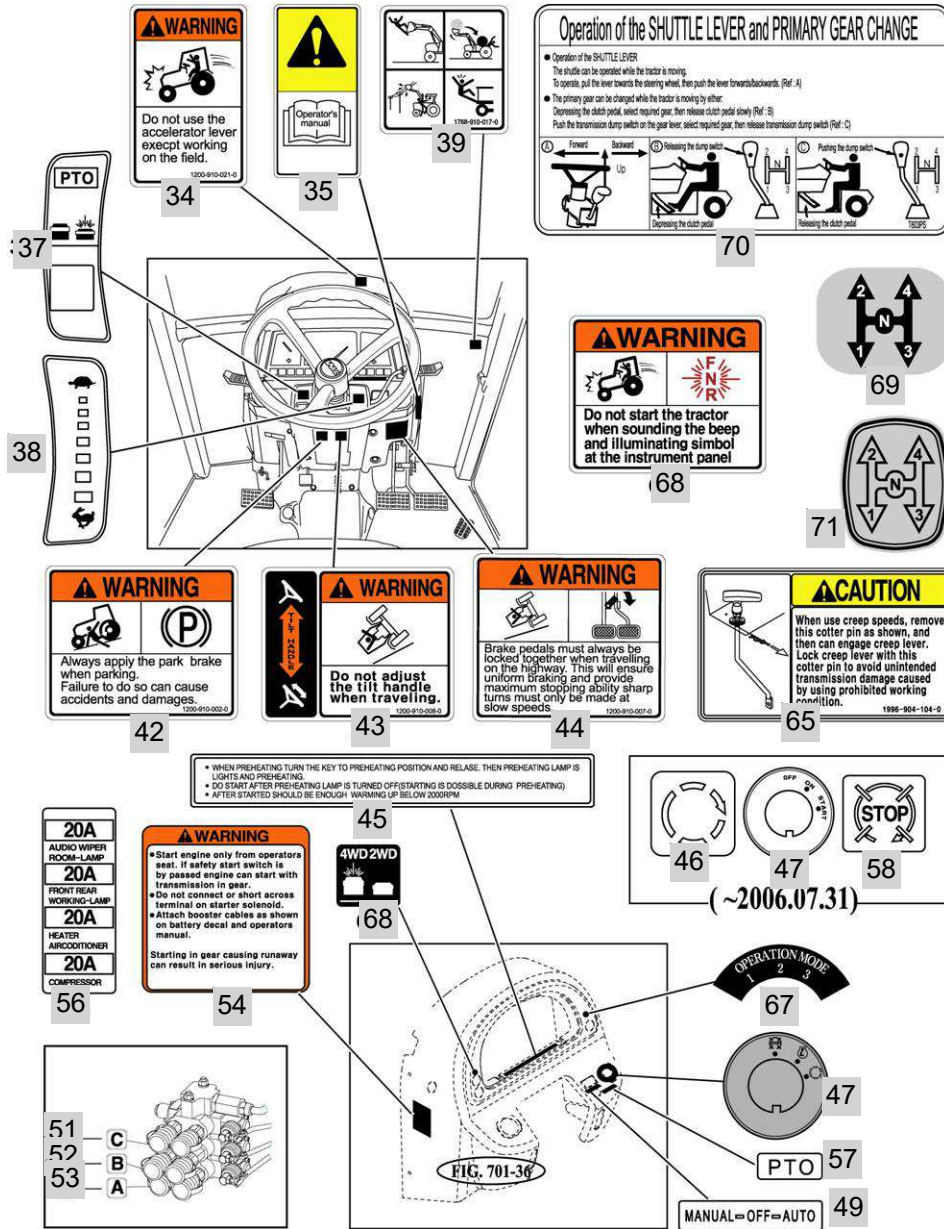


FIG 903-3		LABEL					년/월 Year/Month		
							2020.11		
T603ST		KEY NO	PART NO	DESCRIPTION	SPEC	QTY	REPAIR	EFFECTIVE DATE	REMARKS
903-3	1	19959010040	MARK, ORNAMENT(T603)	1X1X1	2			20060101	
903-3	1.1	19949010040	MARK, ORNAMENT(T543)	1X1X1	0			20060101	
903-3	2	19959041130	LABEL, HOOD	1X1X1	2			20090514	
903-3	3	19959100050	LABEL, CABIN ROOF	1X1X1	2				
903-3	4	12009100120	LABEL, CAUTION FAN	1X1X1	1			20060425	
903-3	5	12209041221	LABEL, VENTILATION	T=0.05	1			20060425	
903-3	6	12109040060	LABEL, CAUTION GLOW		1			20120105	
903-3	7	12009100240	LABEL, CAUTION MUFFLER	1X1X1	1			20060425	
903-3	8	17099040051	LABEL, OIL	T=0.05	1				
903-3	9	12009100050	LABEL, WARNING FIRE	1X1X1	1			20060425	
903-3	10	19959100060	LABEL, HOOD(FR)	1X1X1	1			20060101	
903-3	11	19959010030	LABEL, SPEED	1X1X1	1				
903-3	12	12009100110	LABEL, DANGER AIR CONDITIONER	1X1X1	1			20060425	
903-3	13	12009100030	LABEL, WARNING EXHAUST	1X1X1	1			20060425	
903-3	15	12009100150	LABEL, WARNING RADIATOR	1X1X1	2			20060425	
903-3	16	17699100100	LABEL, WARNING JOYSTICK		1			20060425	
903-3	17	T0019010020	LABEL, MODEL/EN	1X1X1	1				
903-3	17.1	13609040222	LABEL, MODEL ENGLISH	1X1X1	0				
903-3	19	19959040120	LABEL, CONTROL POSITION	T=0.2	1				
903-3	20	19959040250	LABEL, CREEPER/4WD	1X1X1	1			20060425	
903-3	20.1	19849040250	LABEL, CREEPER	1X1X1	0				
903-3	21	12009100190	LABEL, WARNING BELT	1X1X1	1			20060425	
903-3	22	12009100160	LABEL, DANGER RIDING	1X1X1	1			20060425	
903-3	24	17689200050	LABEL, DIFF		1			20030301	
903-3	25	12009100060	LABEL, WARNING DIFF	1X1X1	1			20060425	
903-3	26	12009100040	LABEL, WARNING STOP VALVE	1X1X1	1			20060425	
903-3	27	12009100010	LABEL, WARNING SUB SHIFTER	1X1X1	1			20060425	
903-3	29	12009100130	LABEL, DANGER PTO	1X1X1	1			20060425	
903-3	30	12005300042	LABEL, HYDRAULIC CAUTION	1X1X1	1			20080522	
903-3	32	19959045040	LABEL, CABIN	1X1X1	1			20060712	
903-3	33	12209040101	LABEL, CAUTION 3P	1X1X1	0			20060706	
903-3	34	12009100210	LABEL, WARNING THROTTLE	1X1X1	1			20060425	
903-3	35	12009100230	LABEL, CAUTION OPERATION	T=0.05	1			20060425	
903-3	36	17699100090	LABEL, WARNING JOYSTICK	1X1X1	1			20060425	
903-3	37	16509030040	LABEL, CONTROL PTO	T=0.3	1			20060425	
903-3	38	16509030050	LABEL, CONTROL THROTTLE	T=0.3	1			20060425	
903-3	39	17689100170	LABEL, CAUTION SAFETY		1			20060301	
903-3	42	12009100020	LABEL, WARNING PARKING	1X1X1	1			20060425	
903-3	43	12009100080	LABEL, WARNING TILTING	1X1X1	1			20120105	
903-3	44	12009100070	LABEL, WARNING BRAKE	1X1X1	1			20120105	
903-3	45	12209040150	LABEL, CAUTION STARTER	T=0.05	1			20120105	
903-3	46	13609040180	LABEL, CONTROL ID		1			20060801	
903-3	47	19959040961	LABEL, KEY		1			20060801	
903-3	49	12109040260	LABEL, CONTROL PTO	1X1X1	1			20060425	
903-3	51	17689030080	LABEL, PORT C		1			20060425	
NOTE									

