

T353NH

Parts Catalog

목 차

1. ENGINE S4L2 PART NO. S4L2

FIG 101 CYLINDER HEAD	7
FIG 102 VALVE MECHANISM	9
FIG 103 ROCKER COVER & CAMSHAFT	11
FIG 104 CRANKCASE	13
FIG 105 REAR PLATE & MAIN METAL	15
FIG 106 TIMING GEAR CASE	17
FIG 107 OIL PAN	19
FIG 108 MAIN MOVING PARTS	21
FIG 109 TIMING GEAR	23
FIG 110 INLET & EXHAUST SYSTEM	25
FIG 111 OIL PUMP	27
FIG 112 OIL SYSTEM	29
FIG 113 COOLING SYSTEM	31
FIG 114 FUEL SYSTEM	33
FIG 115 NOZZLE	35
FIG 116 FUEL INJECTION PUMP	37
FIG 117 FUEL FILTER	39
FIG 118 GOVERNOR	41
FIG 119 ELECTRIC PARTS	43
FIG 120 STARTER	45
FIG 121 ALTERNATOR	47
FIG 122 CONTROL SYSTEM	49
FIG 123 INSTRUMENT	51
FIG 124 OVERHAUL GASKET KIT	53

2. ENGINE ACCESSORIES & CONTROL PART NO. T353NH-E-C2

FIG 201 AIR CLEANER	56
FIG 202 RADIATOR	58
FIG 203 MUFFLER	60
FIG 204 FUEL TANK & HOSE	62

FIG 206 OIL COOLER	64
--------------------	----

3. CLUTCH, BRAKE, STEERING PART NO. T353NH-E-C3

FIG 301 DAMPER	67
FIG 302 FORWARD & REVERSE	69
FIG 303 BRAKE	72
FIG 304 BRAKE PEDAL & LINKAGE	74
FIG 305 FRONT WHEEL MOUNTING	76
FIG 305A FRONT WHEEL MOUNTING	78
FIG 306 REAR WHEEL MOUNTING	80
FIG 306A REAR WHEEL MOUNTING	82
FIG 307 STEERING WHEEL & DASH COVER	84
FIG 308 STEERING VALVE & TILT	86
FIG 309 STEERING CYLINDER	88

4. TRANSMISSION & REAR AXLE PART NO. T353NH-E-C4

FIG 401 FRONT TRANSMISSION CASE	91
FIG 402 HST	93
FIG 403 MID TRANSMISSION CASE	95
FIG 404 REVERSE GEARS	97
FIG 405 REVERSE SHIFTER	99
FIG 406 4WD GEAR & SHIFT LINKAGE	101
FIG 407 P.T.O CLUTCH	103
FIG 408 MID P.T.O LEVER & SAFETY	105
FIG 409 REAR TRANSMISSION CASE	107
FIG 410 4WD SHIFT LEVER & LINKAGE	109
FIG 411 MID P.T.O SPEED GEARS	111
FIG 412 REAR P.T.O SPEED GEARS	113
FIG 413 REAR P.T.O SPEED SHIFTER	115
FIG 414 REAR DIFFERENTIAL GEARS	117
FIG 415 REAR AXLE HOUSINGS	119
FIG 416 GRIP & LINKAGE	121
FIG 417 MAGNETIC CRUISE	123

5. FRONT AXLE PART NO. T353NH-E-C5

FIG 501 FRONT AXLE BRACKET	126
----------------------------	-----

FIG 502 FRONT DIFFERENTIAL GEARS	128
FIG 503 FRONT AXLE HOUSING	130
FIG 504 FRONT GEAR CASE (1)	132
FIG 505 FRONT GEAR CASE (2)	134

6. HYDRAULICS & 3-POINT LINK PART NO. T353NH-E-C6

FIG 601 GEAR PUMP	137
FIG 602 CYLINDER CASE & LIFT ARM	139
FIG 603 CONTROL VALVE LINKAGE	141
FIG 604 POSITION LEVER LINKAGE	143
FIG 605 HYDRAULIC PIPE (1)	145
FIG 605A HYDRAULIC PIPE (1)	147
FIG 606 HYDRAULIC PIPE (2)	149
FIG 607 EXTERIOR HYD. VALVE	151
FIG 608 HITCH & 3-POINT LINKAGE	153
FIG 609 HITCH & COVER	156
FIG 609A HITCH & COVER	158

7. SHEET METAL & ROPS PART NO. T353NH-E-C7

FIG 701 BONNET (1)	161
FIG 702 BONNET (2)	163
FIG 704 FENDER, REAR FRAME & MUDGUARD	165
FIG 704A FENDER, REAR FRAME & MUDGUARD	168
FIG 705 ROPS	171
FIG 706 DASHPANEL	173
FIG 707 FLOOR	175
FIG 708 SEAT	177
FIG 709 FLOOR MOUNTING	179
FIG 709A FLOOR MOUNTING	181
FIG 710 FRONT & REAR MOUNTING	183
FIG 711 SEAL FLOOR & CABIN	185
FIG 712 CAB FRAME & DOOR	187
FIG 713 FRONT GLASS	189
FIG 714 SIDE & REAR GLASS	191
FIG 715 ROOF	193
FIG 716 HEATER	195

FIG 717 ROOF 197

8. ELECTRICALS & HARNESS PART NO. T353NH-E-C8

FIG 801 BATTERY & MOUNTING	200
FIG 802 LIGHTS	202
FIG 803 INSTRUMENT PANEL	204
FIG 804 ELECTRIC SYSTEM	206
FIG 805 HARNESS (1)	208
FIG 806 HARNESS (2)	210
FIG 807 HARNESS (3)	212
FIG 808 HARNESS	214

9. WEIGHT,LABEL,TOOLS PART NO. T353NH-E-C9

FIG 901 TOOL & ACCESSORY	217
FIG 902-1 LABEL	219
FIG 902-2 LABEL	221
FIG 903 WEIGHT	223
FIG 904 LABEL	225

1. ENGINE S4L2 PART NO. S4L2

FIG 101 CYLINDER HEAD	7
FIG 102 VALVE MECHANISM	9
FIG 103 ROCKER COVER & CAMSHAFT	11
FIG 104 CRANKCASE	13
FIG 105 REAR PLATE & MAIN METAL	15
FIG 106 TIMING GEAR CASE	17
FIG 107 OIL PAN	19
FIG 108 MAIN MOVING PARTS	21
FIG 109 TIMING GEAR	23
FIG 110 INLET & EXHAUST SYSTEM	25
FIG 111 OIL PUMP	27
FIG 112 OIL SYSTEM	29
FIG 113 COOLING SYSTEM	31
FIG 114 FUEL SYSTEM	33
FIG 115 NOZZLE	35
FIG 116 FUEL INJECTION PUMP	37
FIG 117 FUEL FILTER	39
FIG 118 GOVERNOR	41
FIG 119 ELECTRIC PARTS	43
FIG 120 STARTER	45
FIG 121 ALTERNATOR	47
FIG 122 CONTROL SYSTEM	49
FIG 123 INSTRUMENT	51
FIG 124 OVERHAUL GASKET KIT	53

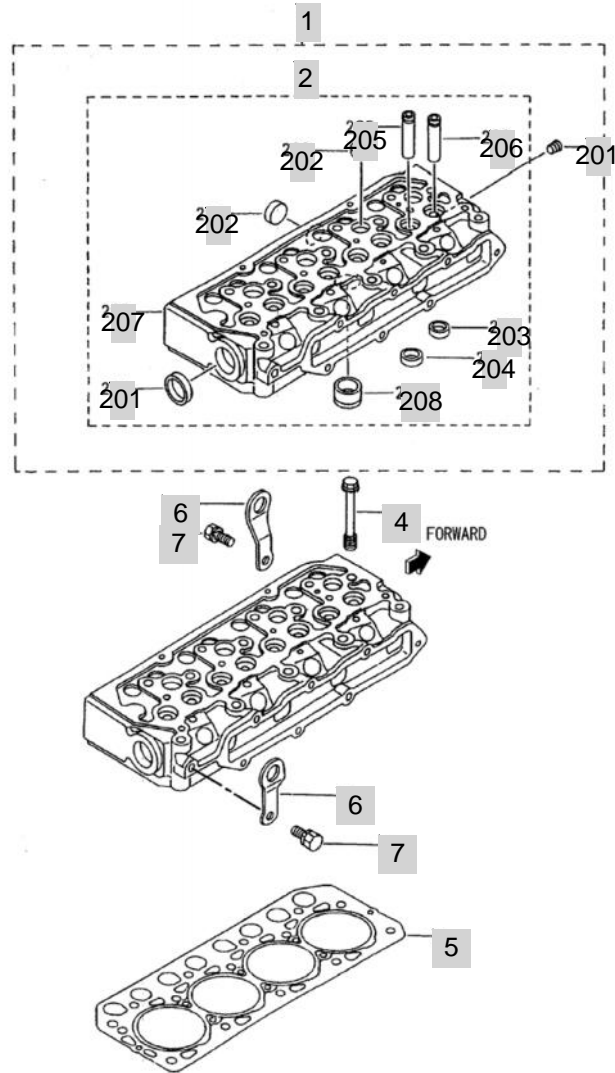
FIG 101

T353NH

CYLINDER HEAD

년/월
Year/Month

2020.07



NOTE

FIG 101 T353NH		CYLINDER HEAD					년/월 Year/Month	
							2020.07	
KEY NO		PART NO	DESCRIPTION	SPEC	QTY	REPAIR	EFFECTIVE DATE	
101	1	31A01-15021	HEAD ASSY,CYLINDER		1	C		
101	2	*	CAP,OIL FILTER		1			
101	201	MD000245	CAP,SEALING		1	B		
101	202	MF665538	CAP,SEALING		7	B		
101	203	*	CAP,OIL FILTER		4			
101	204	*	CAP,OIL FILTER		4			
101	205	31A01-02500	GUIDE,EXHAUST VALVE		4	B		
101	206	31A01-02800	GUIDE,INLET VALVE		4	B		
101	207	*	CAP,OIL FILTER		1			
101	208	31A03-13600	JET,COMBUSTION		4			
101	3	MS661140	PLUG,TAPERED		1			
101	4	31A01-11101	BOLT,CYLINDER HEAD		14			
101	5	31A01-33300	GASKET,CYLINDER HEAD		1	B		
101	6	MM408470	HANGER,ENGINEER		2			
101	7	MF241280	BOLT,W/WASHER		2			
NOTE								

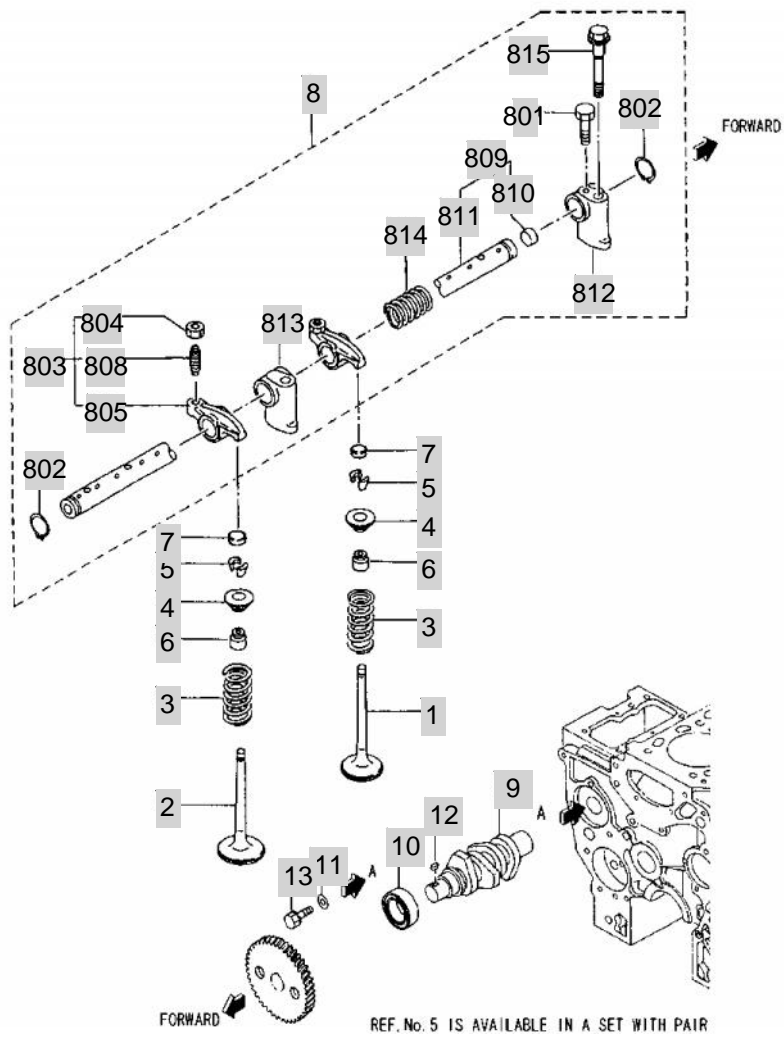
FIG 102

VALVE MECHANISM

년/월
Year/Month

2020.07

T353NH



NOTE

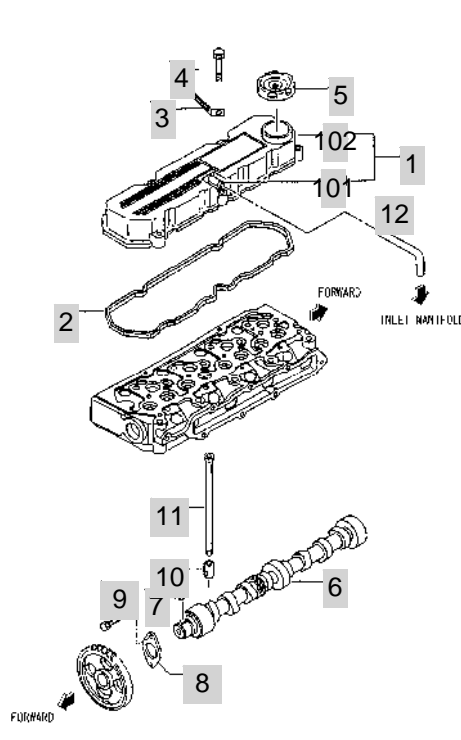
FIG 103

T353NH

ROCKER COVER & CAMSHAFT

년/월
Year/Month

2020.07



NOTE

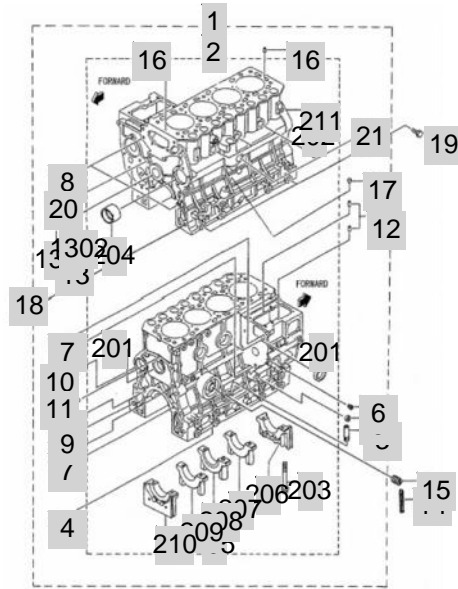
FIG 104

T353NH

CRANKCASE

년/월
Year/Month

2020.07



NOTE

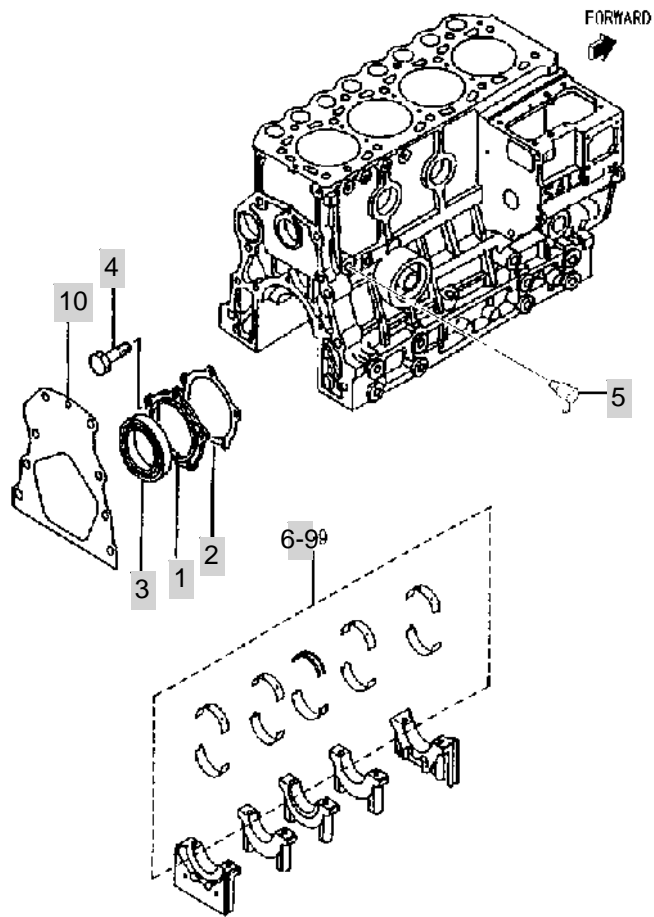
FIG 105

T353NH

REAR PLATE & MAIN METAL

년/월
Year/Month

2020.07



NOTE

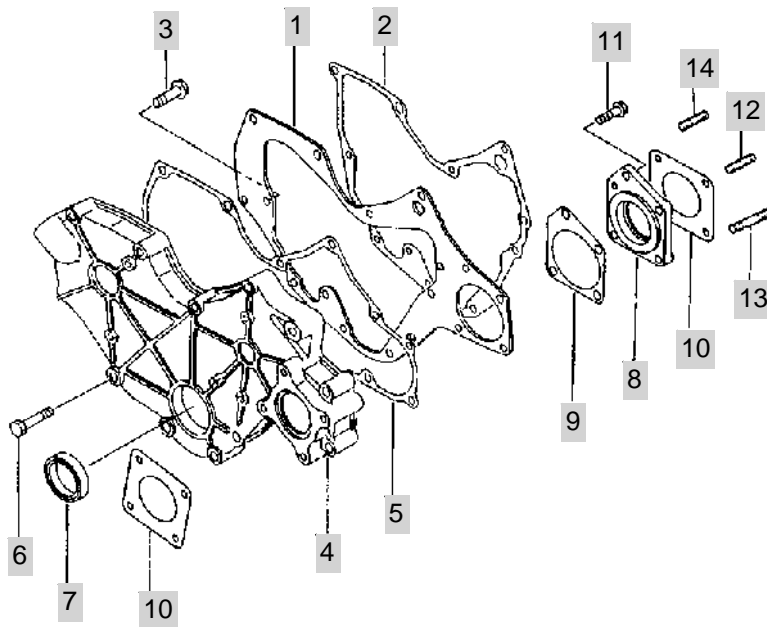
FIG 106

T353NH

TIMING GEAR CASE

년/월
Year/Month

2020.07



NOTE

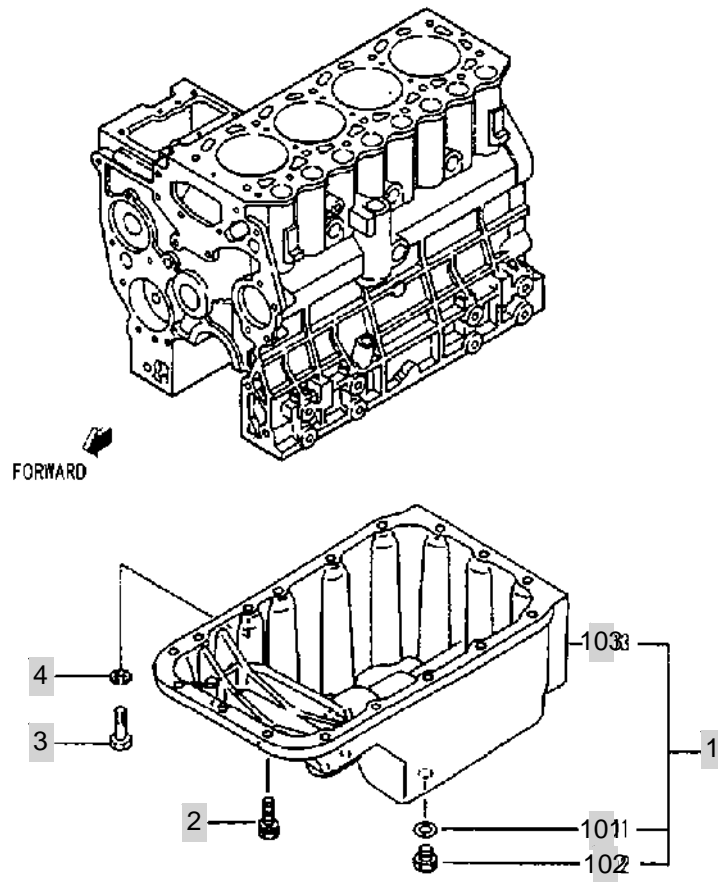
FIG 107

T353NH

OIL PAN

년/월
Year/Month

2020.07



NOTE

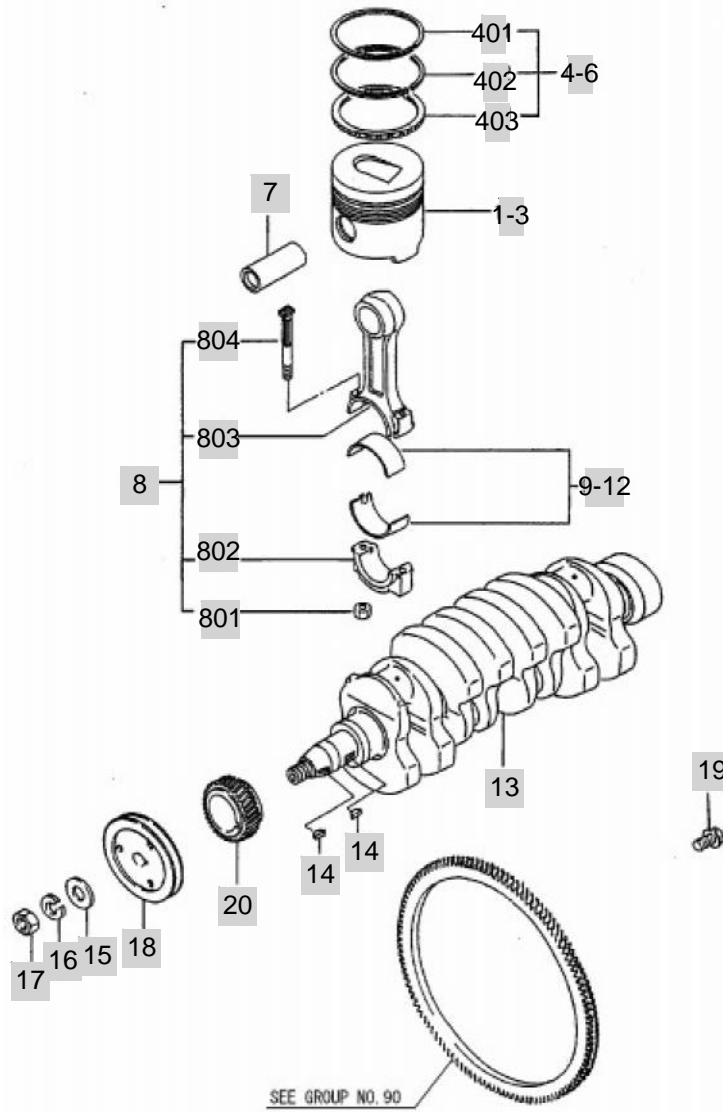
FIG 108

T353NH

MAIN MOVING PARTS

년/월
Year/Month

2020.07



NOTE

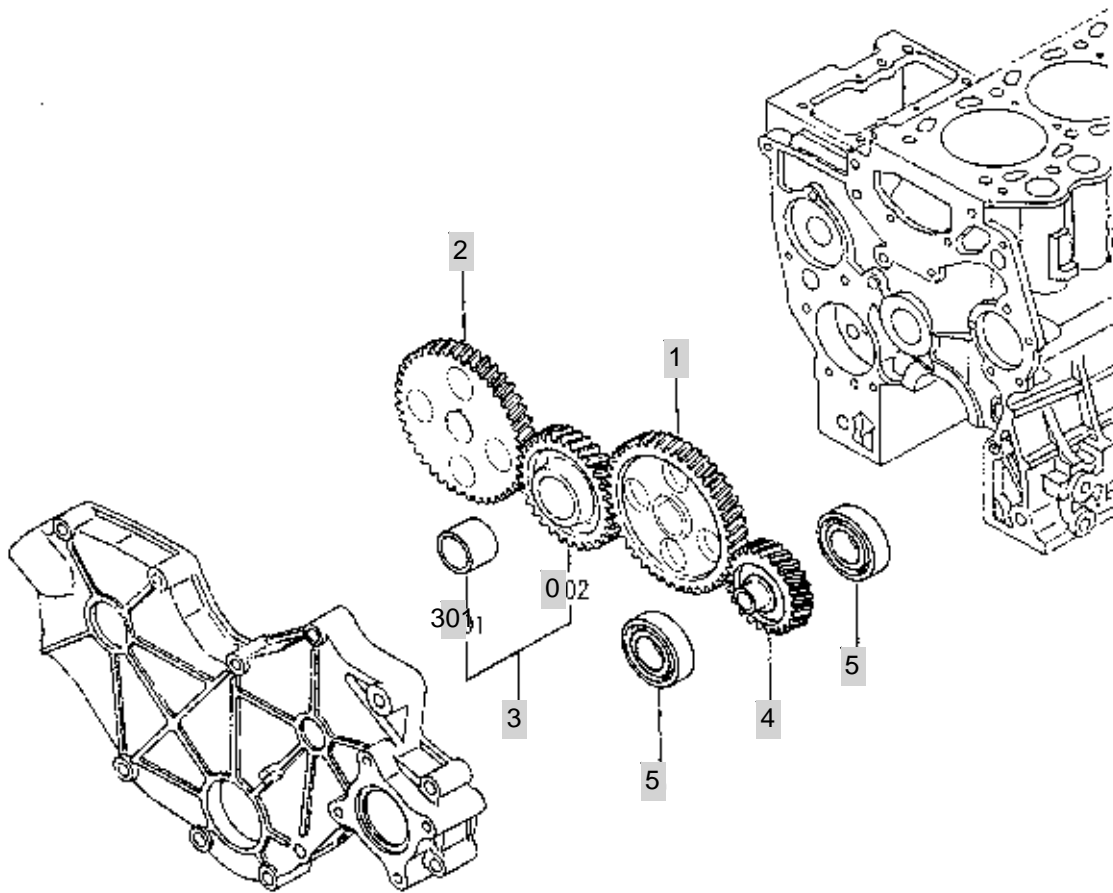
FIG 109

T353NH

TIMING GEAR

년/월
Year/Month

2020.07



NOTE

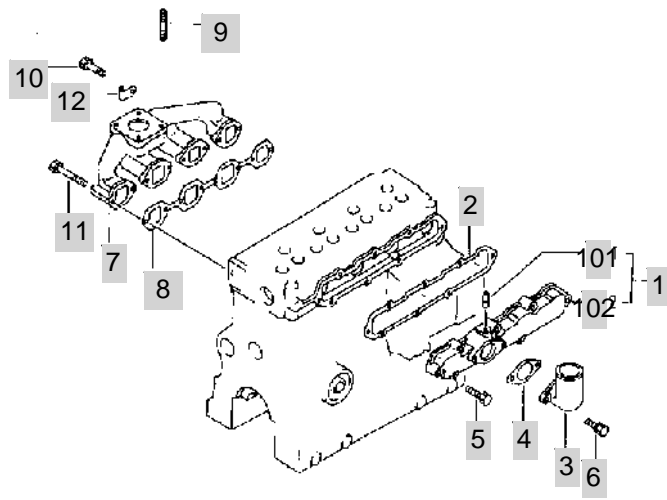
FIG 110

T353NH

INLET & EXHAUST SYSTEM

년/월
Year/Month

2020.07



NOTE

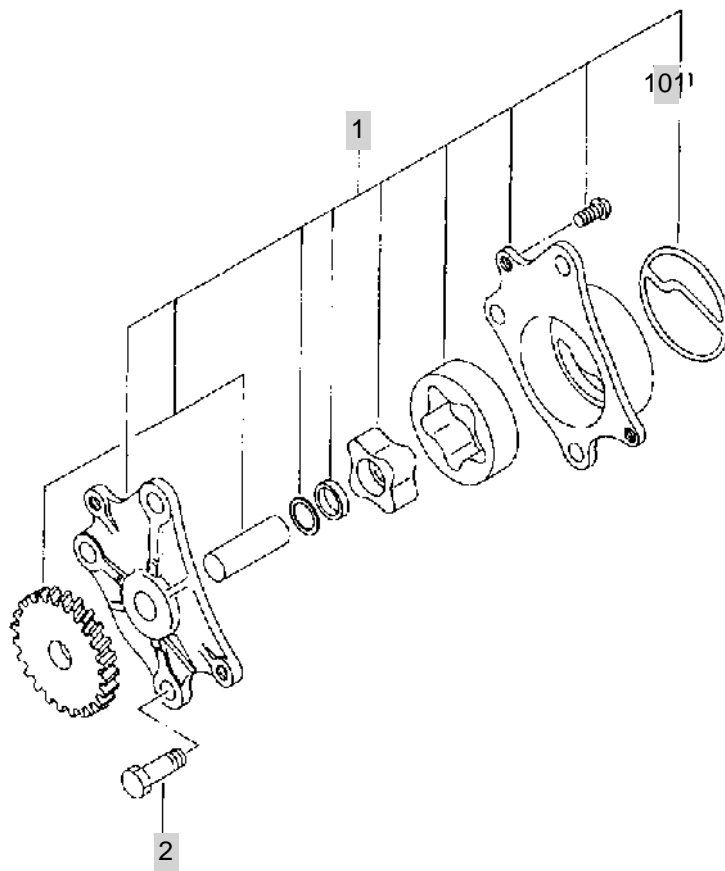
FIG 111

T353NH

OIL PUMP

년/월
Year/Month

2020.07



NOTE

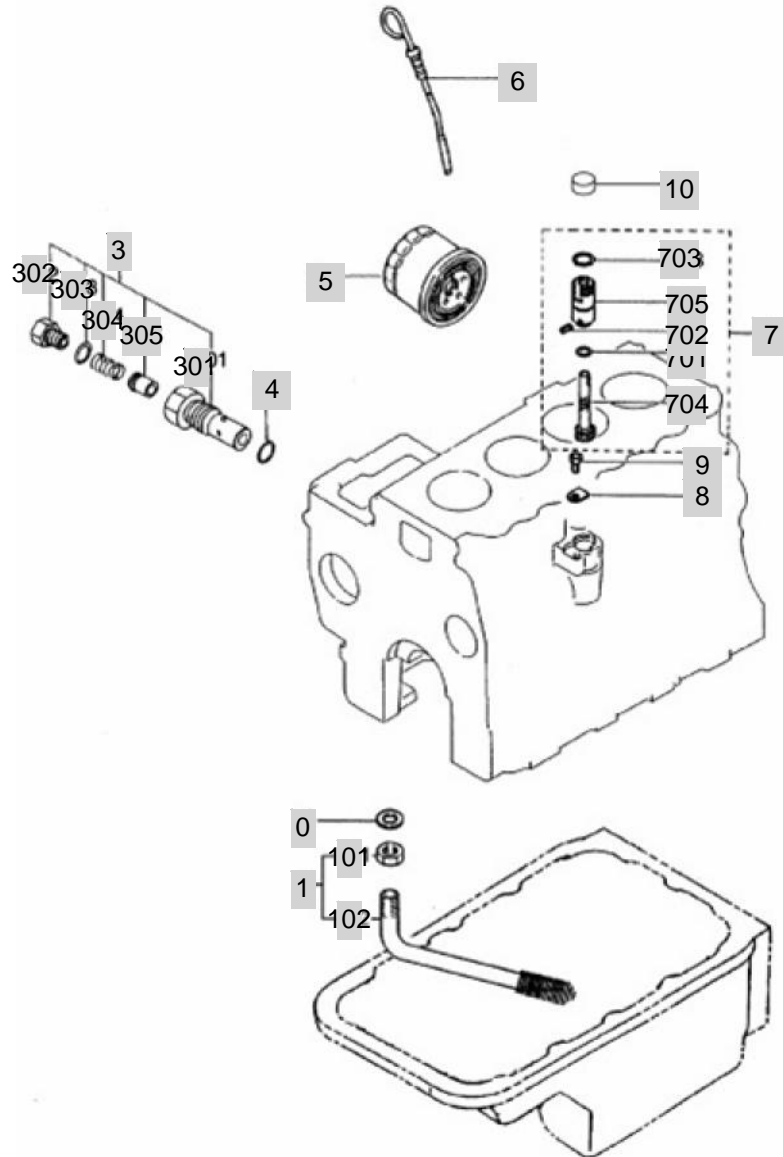
FIG 112

OIL SYSTEM

년/월
Year/Month

2020.07

T353NH



NOTE

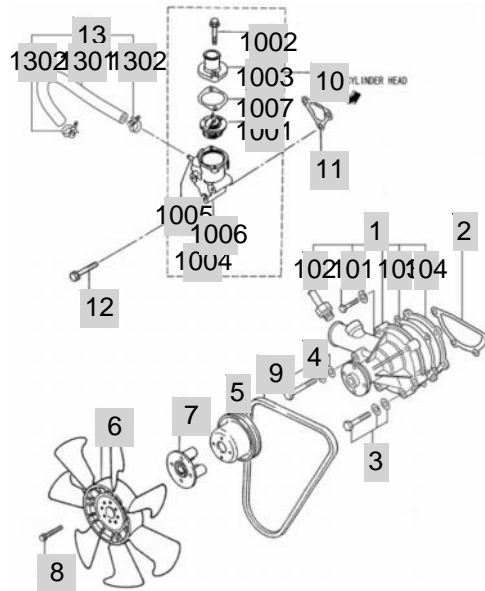
FIG 113

COOLING SYSTEM

년/월
Year/Month

2020.07

T353NH



NOTE

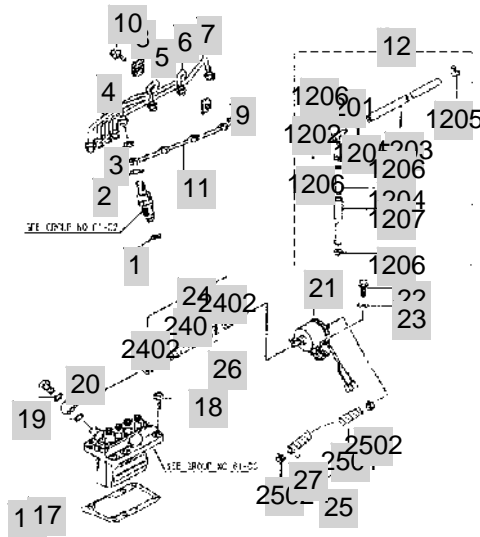
FIG 114

FUEL SYSTEM

년/월
Year/Month

T353NH

2020.07



NOTE

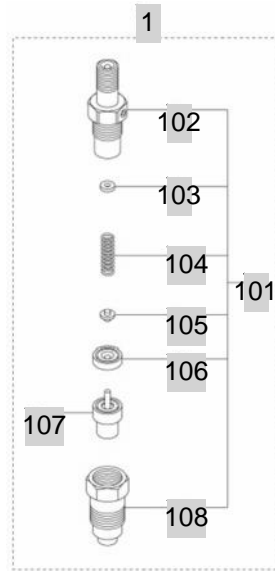
FIG 115

T353NH

NOZZLE

년/월
Year/Month

2020.07



NOTE

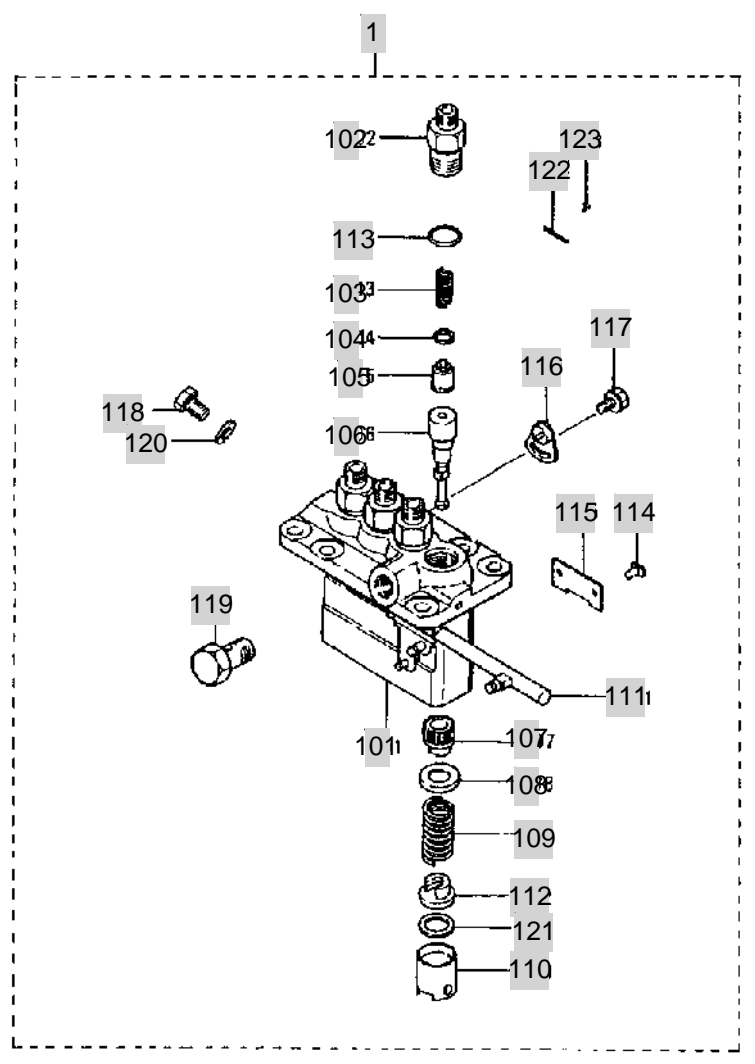
FIG 116

T353NH

FUEL INJECTION PUMP

년/월
Year/Month

2020.07



NOTE

FIG 116		FUEL INJECTION PUMP					년/월 Year/Month	
T353NH							2020.07	
KEY NO	PART NO	DESCRIPTION	SPEC	QTY	REPAIR	EFFECTIVE DATE	REMARKS	
116	1	31A65-14030	PUMP ASSY,FUEL INJ	094500-6444 NDC	1			
116	101	09011-05070	HOUSING SUB ASSY		1			
116	102	47X01-13200	HOLDER,DELIVERY		4			
116	103	47X01-13300	SPRING,DELIVERY		4			
116	104	09013-70130	GASKET,DELIVERY		4			
116	105	47X01-07700	VALVE SUB ASSY		4			
116	106	47X01-19900	ELEMENT SUB ASSY		4			
116	107	09016-10210	SLEEVE,CONTROL		4			
116	108	09016-30082	SEAT,SPRING UPPER		4			
116	109	09016-40172	SPRING,PLUNGER		4	B		
116	110	09017-00170	TAPPET SUB ASSY		4			
116	111	09021-00440	RACK ASSY,CONTROL		1			
116	112	09030-10060	SEAT,SPRING LOWER		4			
116	113	90802-20150	O-RING		4	B		
116	114	09018-30050	PIN,TAPPET GUIDE		4			
116	115	MM500232	PLATE		2			
116	116	09006-80020	PLATE,ADJUSTING		3			
116	117	94904-80800	BOLT,WASHER HEAD		3			
116	118	09024-40180	SCREW,AIR BLEEDER		1			
116	119	34461-25239	SCREW,HOLLOW		1			
116	120	94901-81020	WASHER,PLATE		1			
116	121	*	PLATE SHIM		AR			
116	122	47X01-21700	NAME PLATE		1			
116	123	94903-00030	RIVET		2			
NOTE								

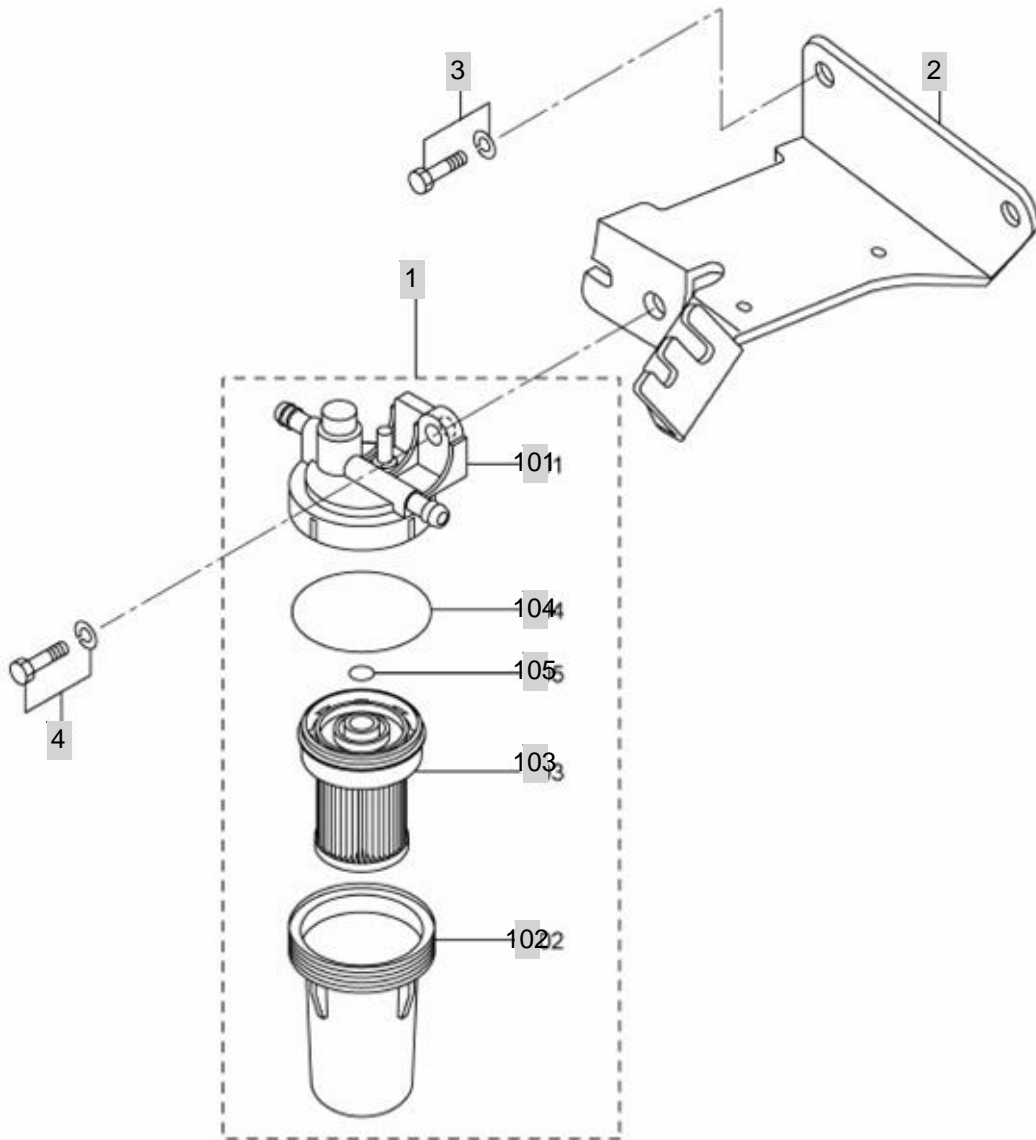
FIG 117

T353NH

FUEL FILTER

년/월
Year/Month

2020.07



NOTE

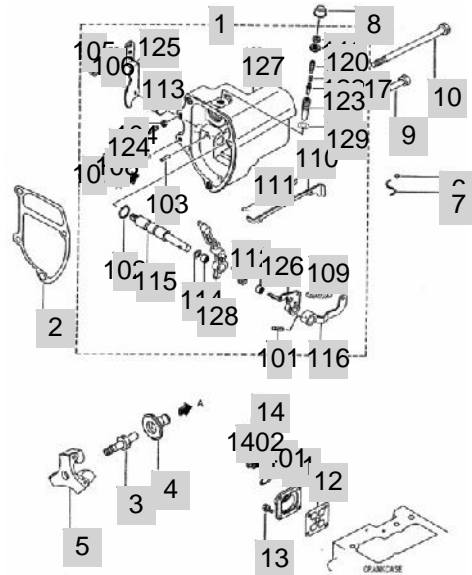
FIG 118

GOVERNOR

년/월
Year/Month

T353NH

2020.07



NOTE

FIG 118		GOVERNOR						년/월 Year/Month	
								2020.07	
T353NH		KEY NO	PART NO	DESCRIPTION	SPEC	QTY	REPAIR	EFFECTIVE DATE	REMARKS
118	1	31A64-03022	CASE ASSY,GOVERNOR			1			
118	101	F2850-03020	PIN,SPRING			1			
118	102	F3150-01010	O-RING			1			
118	103	K8712630	PIN,GROOVED			1			
118	104	MF430004	NUT			1			
118	105	MF430725	NUT,JAM			1			
118	106	MF450405	WASHER,SPRING			1			
118	107	30L63-00030	BOLT ASSY,HIGH SPEED			1			
118	108	30L63-02600	C-RING,HIGH SPEED			1			
118	109	31A63-03500	SPRING,GOVERNOR			1			
118	110	31A63-00400	TIE-ROD			1			
118	111	31A63-00500	SPRING,TIE-ROD			1			
118	112	31A63-05300	SPRING,START			1			
118	113	31A63-01800	COVER,GOVERNOR			1			
118	114	31A63-15200	SHIM,GOVERNOR SHAFT			1			
118	115	31A63-02600	SHAFT,GOVERNOR			1			
118	116	31A63-02700	LEVER,GOV SPRING			1			
118	117	31A64-01080	SPRING SET,TORQUE			1			
118	118	MD000961	NUT			1			
118	119	MD065628	SCREW,ADJUSTING			1			
118	120	30L63-00600	NUT,TORQUE SET			1			
118	121	31A64-00200	CASE,TORQUE SPRING			1			
118	122	31A64-01800	SPRING,TORQUE			2			
118	123	MM434541	STIPPER,SPRING			1			
118	124	31A63-07901	BOLT,LOW IDLE SET			1			
118	125	31A63-11301	LEVER,SPEED CONTROL			1			
118	126	31A63-01010	LEVER ASSY,TENSION			1			
118	127	31A63-22100	CASE,GOVERNOR			1			
118	128	31A63-15500	LEVER ASSY,GOVERNOR			1			
118	129	30L63-00700	C-RING,TORQUE SET			1			
118	2	31A63-12201	GASKET,GOVERNOR CASE			1	B		
118	3	31A63-10305	SHAFT,SLIDING SLEEVE			1	B		
118	4	31A63-20201	SLEEVE,SLIDING			1			
118	5	31A63-11061	WEIGHT ASSY,GOVERNOR			1			
118	6	MK992-00001	METAL			1			
118	7	MK993-00240	WIRE			1			
118	8	MM433614	CAP,TORQUE SET			1			
118	9	MF100064	BOLT			3			
118	10	31A63-02301	BOLT,GOVERNOR CASE			1			
118	11	MM435288	OIL INLET			1			
118	12	MM435249	PROTECTOR,OIL INLET			1	B		
118	13	MF241226	BOLT,W/WASHER			4			
118	14	30H42-04020	CAP ASSY,OIL FILLER			1			
118	1401	MF520402	O-RING			1			
118	1402	*	CAP,OIL FILTER			1			
NOTE									

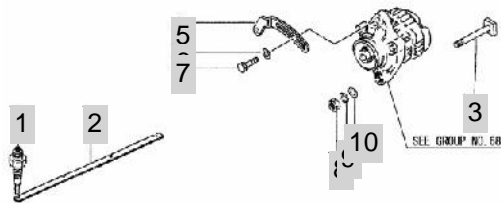
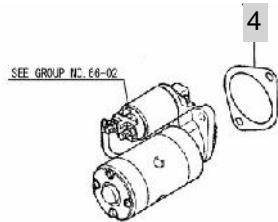
FIG 119

ELECTRIC PARTS

년/월
Year/Month

T353NH

2020.07



NOTE

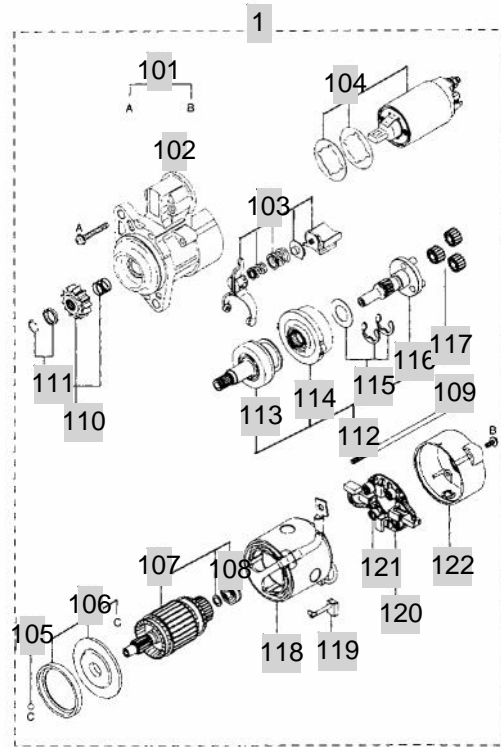
FIG 120

T353NH

STARTER

년/월
Year/Month

2020.07



NOTE

FIG 120 T353NH	STARTER						년/월 Year/Month
							2020.07

KEY NO		PART NO	DESCRIPTION	SPEC	QTY	REPAIR	EFFECTIVE DATE	REMARKS
120	1	31A66-00102	STARTER ASSY	M008170471A MEC	1			
120	101	M414X-04875	SCREW SET		1			
120	102	M641X-D2471	BRACKET ASSY,FRONT		1			
120	103	M863X-08871	LEVER ASSY,SET		1			
120	104	M372X-03271	SWITCH ASSY		1			
120	105	S409S-00008	BALL		1			
120	106	M578X-29171	PACKING SET		1			
120	107	M106X-43572	ARMATURE ASSY		1			
120	108	M931X-01270	BEARING		1			
120	109	M901X-00371	BOLT SET		1			
120	110	M605X-75371	PINION SET		1			
120	111	M385X-03771	STOPPER SET		1			
120	112	M357X-91974	SHAFT ASSY,CLUTCH		1			
120	113	M191X-94271	CLUTCH,OVER RUNNING		1			
120	114	M135X-01581	GEAR ASSY,INTERNAL		1			
120	115	M982X-38871	WASHER SET		1			
120	116	M357X-66485	SHAFT ASSY,GEAR		1			
120	117	M230X-00471	GEAR ASSY		3			
120	118	M800X-73876	YOKE ASSY		1			
120	119	M648X-40771	BRUSH		2			
120	120	M649X-20471	HOLDER ASSY,BRUSH		1			
120	121	M391X-04371	SPRING,BRUSH		4			
120	122	M642X-35771	BRACKET ASSY,REAR		1			

NOTE	
------	--

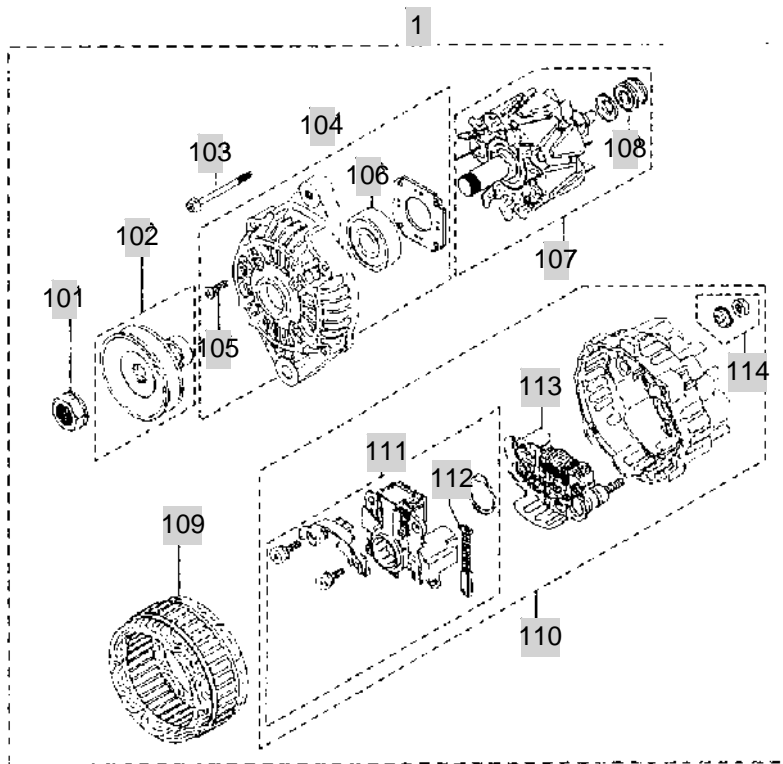
FIG 121

T353NH

ALTERNATOR

년/월
Year/Month

2020.07



NOTE

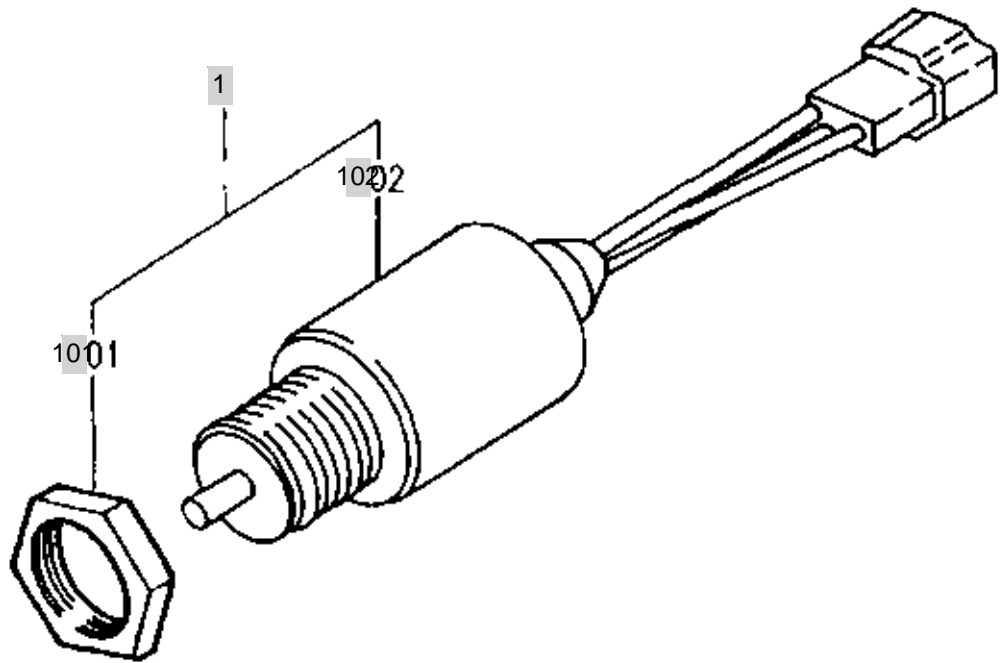
FIG 122

T353NH

CONTROL SYSTEM

년/월
Year/Month

2020.07



NOTE

FIG 122		CONTROL SYSTEM					년/월 Year/Month	
T353NH		2020.07						
KEY NO	PART NO	DESCRIPTION	SPEC	QTY	REPAIR	EFFECTIVE DATE	REMARKS	
122	1	30A87-10042	SOLENOID & NUT SET	1				
122	101	MM409671	NUT	1	B			
122	102	30A87-20402	SOLENOID ASSY	1				
NOTE								

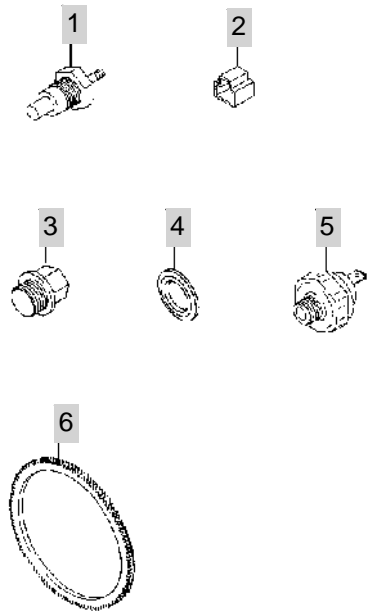
FIG 123

T353NH

INSTRUMENT

년/월
Year/Month

2020.07



NOTE

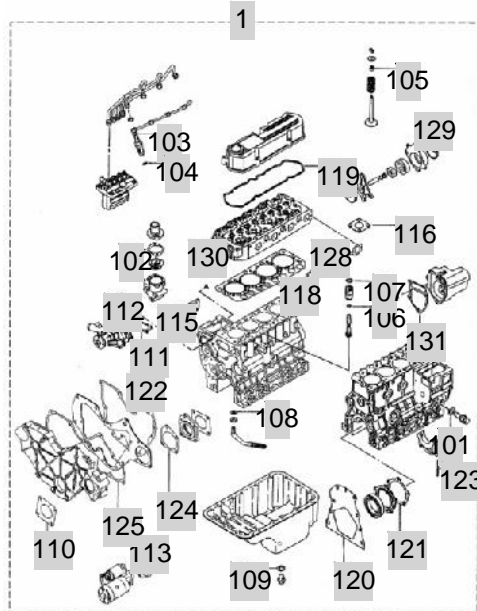
FIG 124

T353NH

OVERHAUL GASKET KIT

년/월
Year/Month

2020.07



NOTE

FIG 124 T353NH		OVERHAUL GASKET KIT					년/월 Year/Month	
							2020.07	
KEY NO	PART NO	DESCRIPTION	SPEC	QTY	REPAIR	EFFECTIVE DATE	REMARKS	
124	1	31A94-06010	GASKET KIT,OVERHAUL		1	B		
124	101	34340-00700	GASKET		1	B		
124	102	31A46-11200	GASKET,THERMOSTAT		1	B		
124	103	MD068355	GASKET,FUEL RETURN		4	B		
124	104	MD070717	GASKET,HOLDER		4	B		
124	105	MD115472	SEAL,VALVE STEM		8	B		
124	106	MD701788	O-RING		1	B		
124	107	MF520012	O-RING		1	B		
124	108	MF660036	GASKET		1	B		
124	109	MF660065	GASKET,OIL DRAIN		2	B		
124	110	30A11-00101	GASKET,O/PUMP COVER		3	B		
124	111	30H45-00101	GASKET,WATER PUMP		1	B		
124	112	MM409326	GASKET,WATER PUMP		1	B		
124	113	30A66-00101	GASKET,STARTER		1	B		
124	114	F3153-06000	O-RING,FILTER CUP	NOT SHOWN	1	B		
124	115	MM435249	PROTECTOR,OIL INLET		1	B		
124	116	30A30-00200	GASKET,MUFFLER		2	B		
124	117	05946-01601	WASHER,SEALING	NOT SHOWN	4	B		
124	118	31A01-33300	GASKET,CYLINDER HEAD		1	B		
124	119	31A04-33202	GASKET,ROCKER COVER		1	B		
124	120	31A07-02401	GASKET,REAR		1	B		
124	121	31A07-11701	GASKET,OIL SEAL CASE		1	B		
124	122	31A07-11901	GASKET,FRONT PLATE		1	B		
124	123	31A07-12200	SEAL,SIDE		4	B		
124	124	31A11-05201	GASKET,HOUSING		1	B		
124	125	31A11-11101	GASKET,GEAR		1	B		
124	126	31A30-00801	GASKET,INLET PIPE	NOT SHOWN	1	B		
124	127	31A30-10902	GASKET,INLET COVER	NOT SHOWN	1	B		
124	128	31A32-01200	GASKET,EXHAUST		1	B		
124	129	31A35-02300	PACKING,BODY		1	B		
124	130	31A46-10101	GASKET,THERMO CASE		1	B		
124	131	31A63-12201	GASKET,GOVERNOR CASE		1	B		
124	132	32A91-05100	GASKET,LIQUID	NOT SHOWN	1	B		
124	133	MD050317	GASKET,OIL DRAIN	NOT SHOWN	2	B		
124	134	49168-15200	GASKET	NOT SHOWN	3	B		
124	135	MM434046	GASKET,TURBO	NOT SHOWN	1	B		
124	136	MF660063	GASKET	NOT SHOWN	2	B		
124	137	32C39-00200	O-RING,OIL COOLER	NOT SHOWN	1	B		
124	138	MF520004	O-RING,LEVEL GAGE	NOT SHOWN	1	B		
124	139	30A63-00101	GASKET,TIE-ROD COVER	NOT SHOWN	1	B		
124	140	F4202-14000	GASKET	NOT SHOWN	2	B		
124	141	MD000312	GASKET	NOT SHOWN	2	B		
NOTE								

Z. ENGINE ACCESSORIES & CONTROL PART NO.

T353NH-E-C2

FIG 201 AIR CLEANER	56
FIG 202 RADIATOR	58
FIG 203 MUFFLER	60
FIG 204 FUEL TANK & HOSE	62
FIG 206 OIL COOLER	64

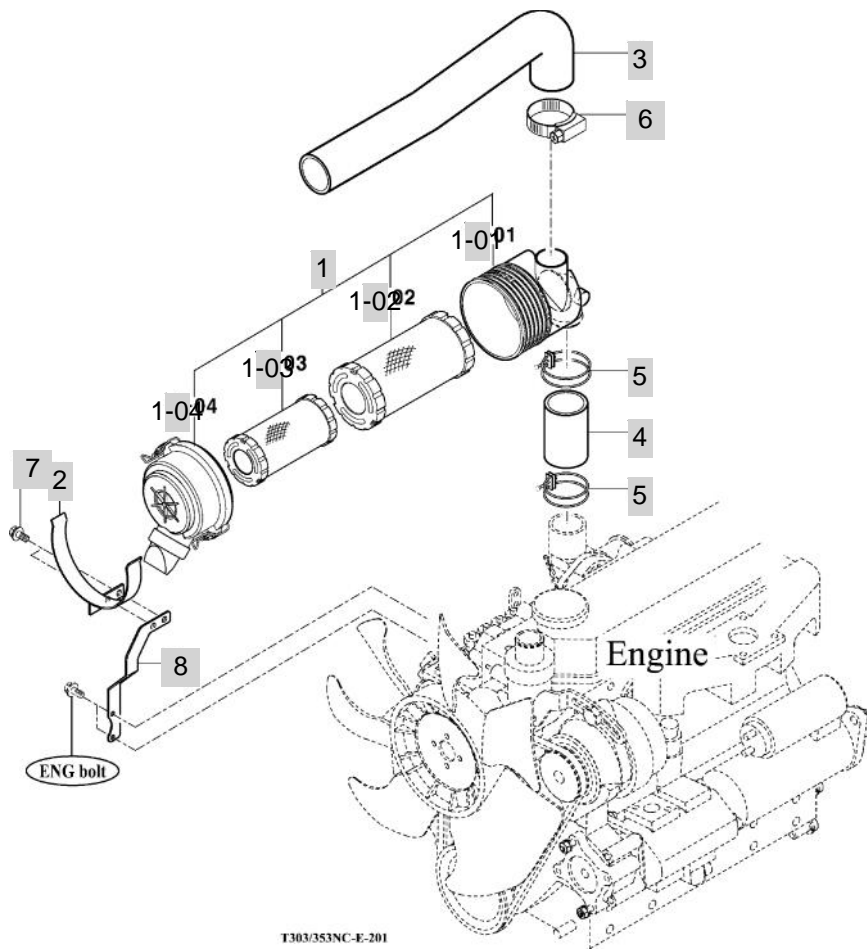
FIG 201

T353NH

AIR CLEANER

년/월
Year/Month

2020.07



NOTE

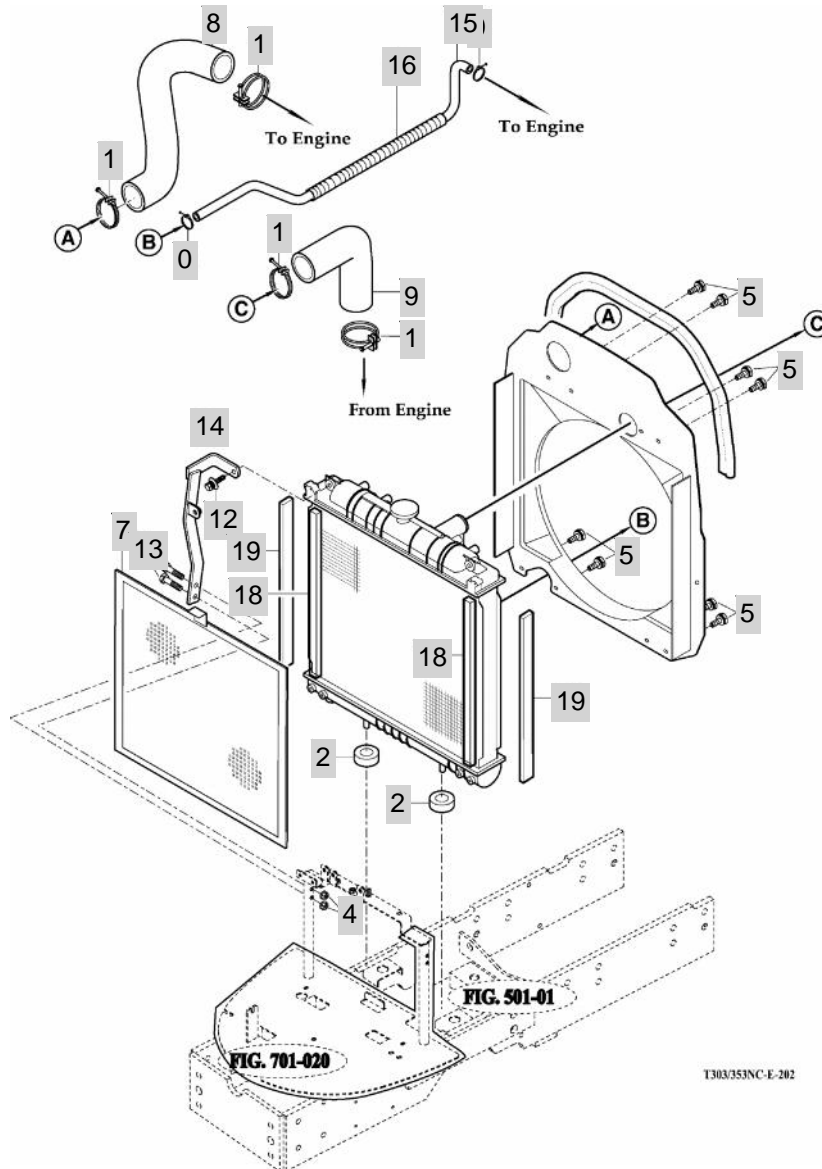
FIG 202

RADIATOR

년/월
Year/Month

2020.07

T353NH



NOTE

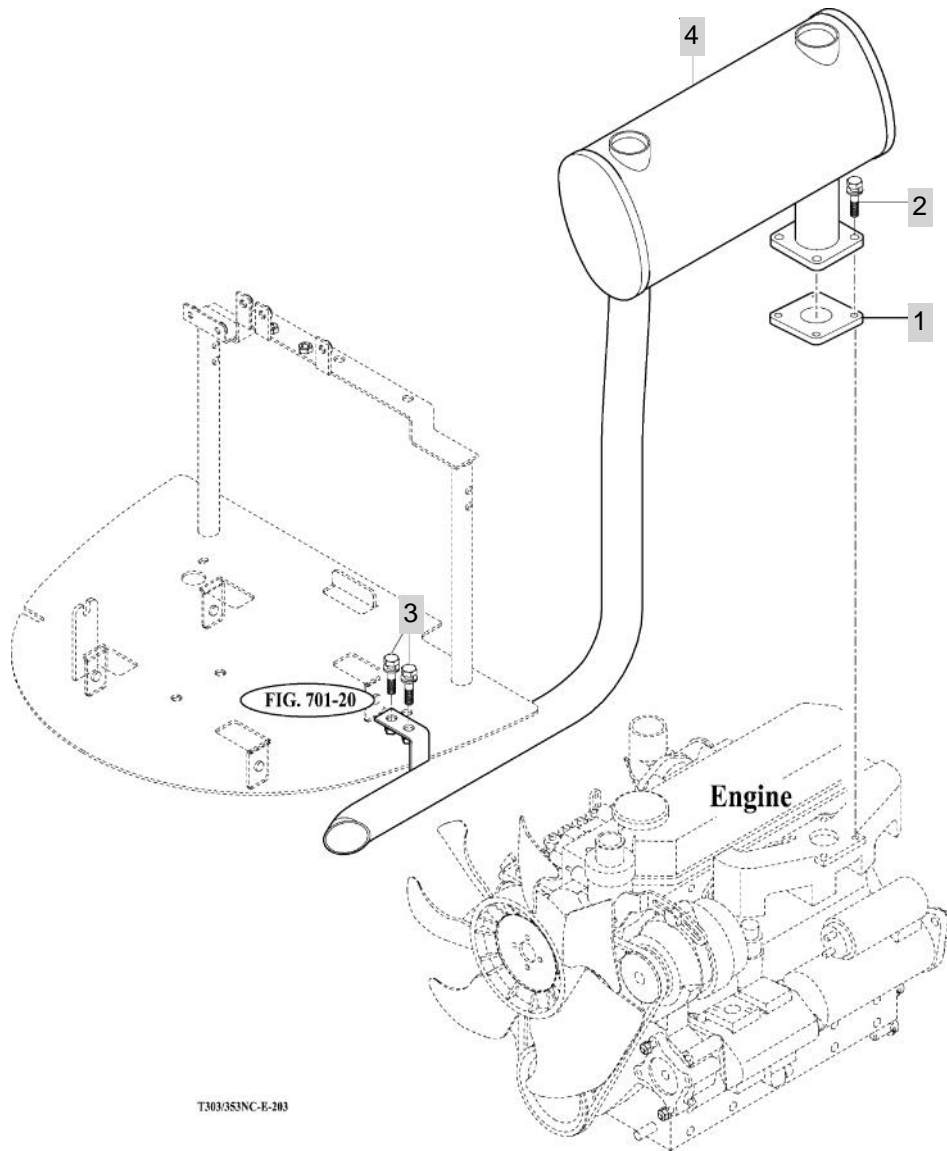
FIG 203

T353NH

MUFFLER

년/월
Year/Month

2020.07



NOTE

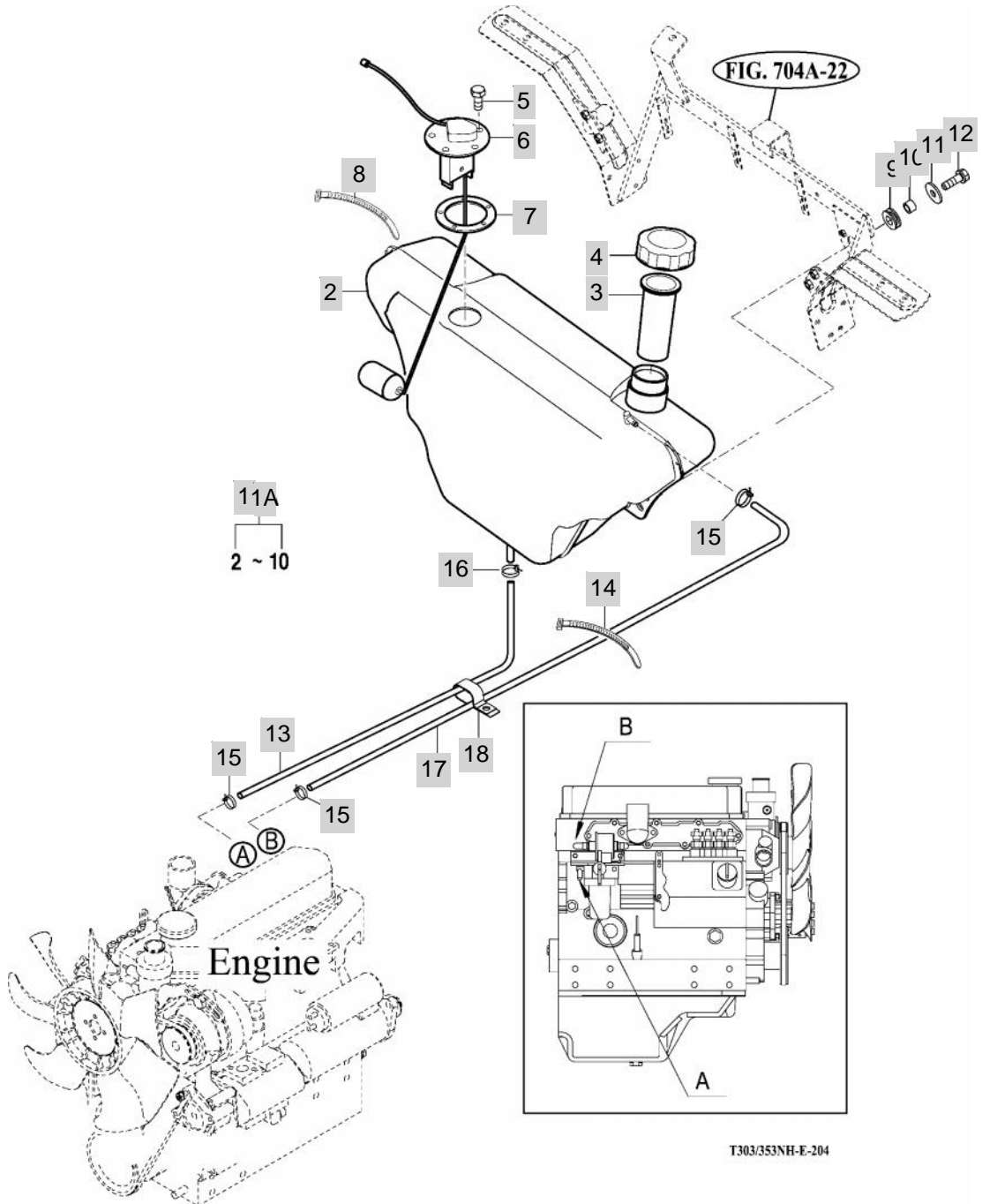
FIG 204

FUEL TANK & HOSE

년/월
Year/Month

2020.07

T353NH



NOTE

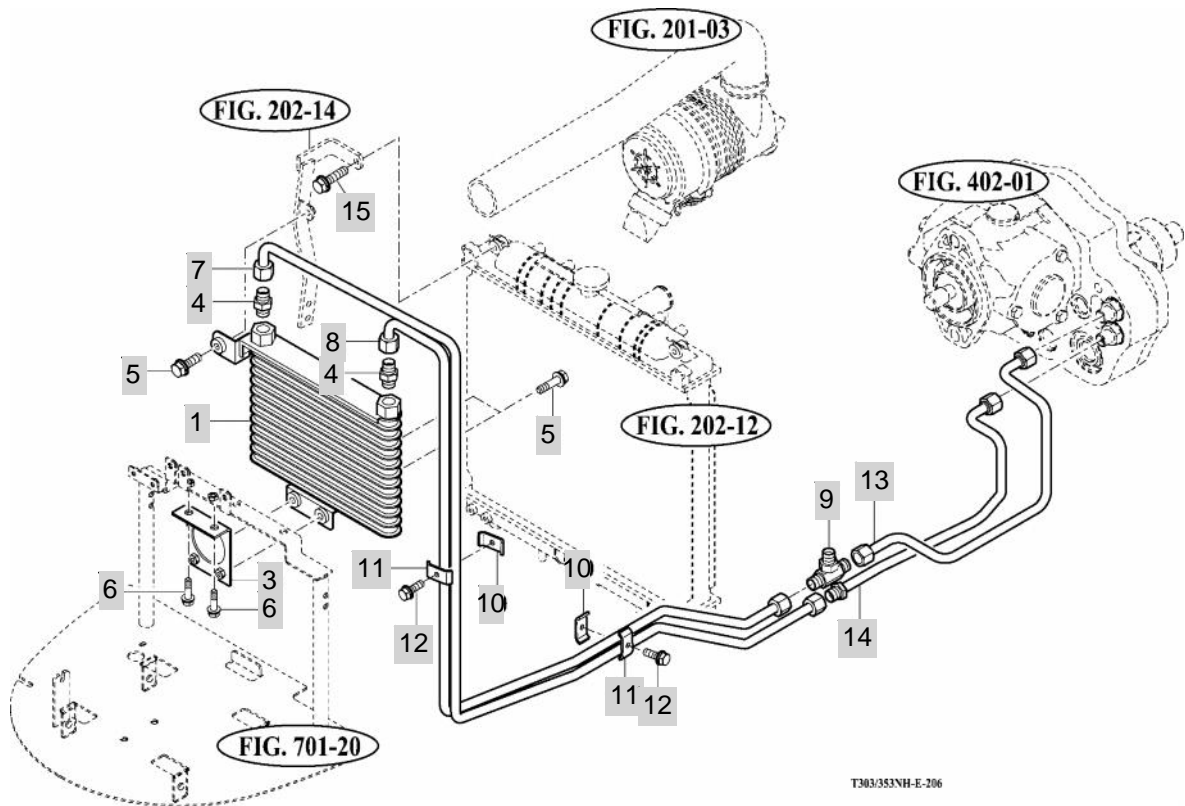
FIG 206

T353NH

OIL COOLER

년/월
Year/Month

2020.07



T303/353NH-E-206

NOTE

3. CLUTCH, BRAKE, STEERING PART NO. T353NH-E-C3

FIG 301 DAMPER	67
FIG 302 FORWARD & REVERSE	69
FIG 303 BRAKE	72
FIG 304 BRAKE PEDAL & LINKAGE	74
FIG 305 FRONT WHEEL MOUNTING	76
FIG 305A FRONT WHEEL MOUNTING	78
FIG 306 REAR WHEEL MOUNTING	80
FIG 306A REAR WHEEL MOUNTING	82
FIG 307 STEERING WHEEL & DASH COVER	84
FIG 308 STEERING VALVE & TILT	86
FIG 309 STEERING CYLINDER	88

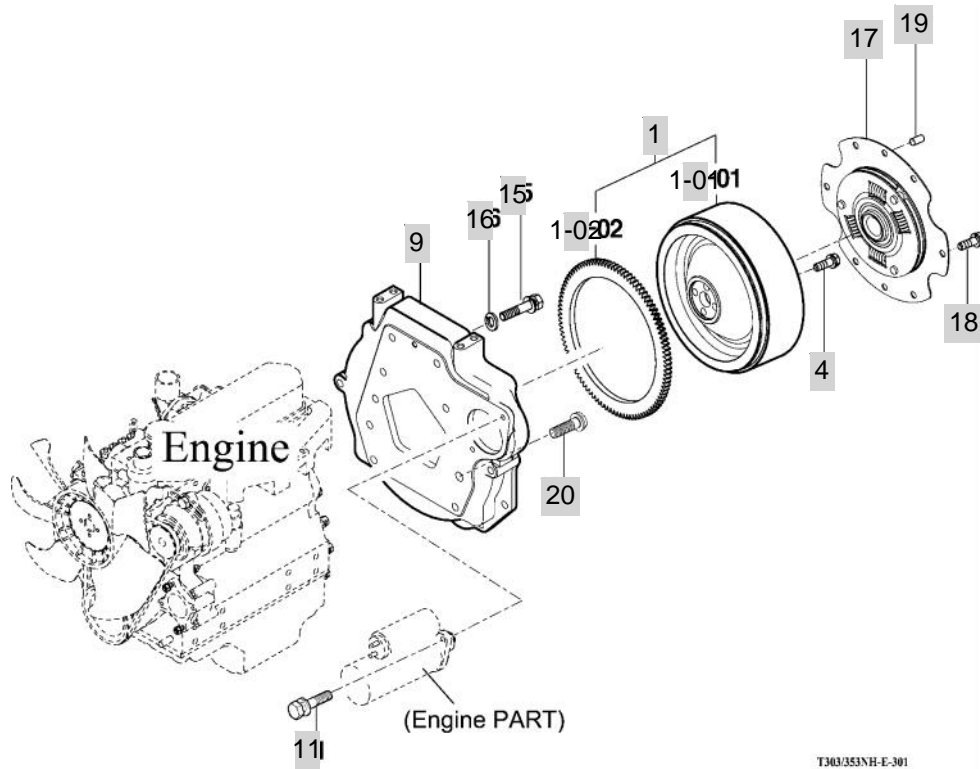
FIG 301

T353NH

DAMPER

년/월
Year/Month

2020.07



T303/353NH-E-301

NOTE

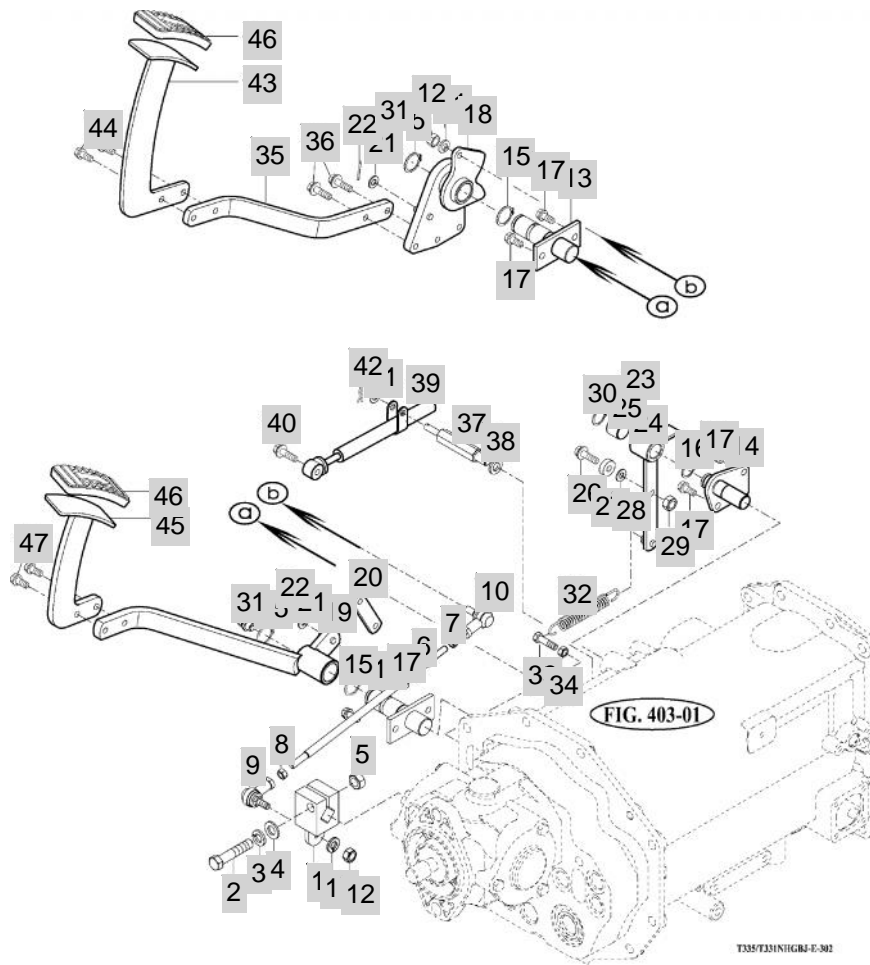
FIG 302

T353NH

FORWARD & REVERSE

년/월
Year/Month

2020.07



T353NH/351NH/GH4-E-302

NOTE

FIG 302		FORWARD & REVERSE					년/월 Year/Month		
							2020.07		
T353NH		KEY NO	PART NO	DESCRIPTION	SPEC	QTY	REPAIR	EFFECTIVE DATE	REMARKS
302	1	14722312102	HOLDER COMP	1X1X1	1				
302	2	13103612060	BOLT , HEX	1X1X1	1				
302	3	V4011600120	WASHER , SPRING	M12	4			20090429	
302	4	V4111600120	WASHER , PLAIN	M12	2			20050901	
302	5	V3043600120	NUT , HEX/2	M12	3			20090408	
302	6	14722313101	ROD COMP	1X1X1	1				
302	7	V3032600080	NUT , HEX/3	M8	1				
302	8	15601320073	NUT , HEX LH	"2중,M8"	1			20081201	
302	9	36402200050	ELBOW , LH		1			20081201	
302	10	36402200040	ELBOW , RH		1			20081201	
302	11	V4011600100	WASHER , SPRING	M10	1			20081001	
302	12	V2183608020	BOLT , HEX/SP	M8X20	4			20081201	
302	13	14722313200	PIN COMP	1X1X1	2				
302	14	14722313602	PIN COMP	1X1X1	1				
302	15	V7041400250	C-RING , SHAFT	25	4				
302	16	V7041400200	C-RING , SHAFT	20	1				
302	17	V2173608020	BOLT , HEX/S	M8X20	1			20120501	
302	18	14722312303	ARM COMP	1X1X1	1			20080521	
302	19	14722312603	ARM COMP	1X1X1	1			20080521	
302	20	14722310023	PLATE , REVERSE	19X6	1			20080521	
302	21	V4111600100	WASHER , PLAIN	M10	0			20081201	
302	22	V5001920020	PIN , SPLIT	2X20	1			20040501	
302	23	14722317100	ARM ASSY , CAM	1X1X1	1			20080521	
302	24	14722312502GB	ARM COMP , CAM	1X1X1	1				
302	25	11102320030	부시(20X23X20)		1				
302	26	V2183608030	BOLT , HEX/SP	M8X30	2			20040401	
302	27	14722310060	BEARING , BALL		1				
302	28	V4111600100	WASHER , PLAIN	M10	0			20081201	
302	29	V2183608020	BOLT , HEX/SP	M8X20	4			20081201	
302	30	V7041400200	C-RING , SHAFT	20	1				
302	31	V7601500000	NIPPLE , GREASE/A-M6F	A-M6F, P=1.0	2			20121129	
302	32	14722310033	SPRING , RETURN	D=2.4	1				
302	33	V2013608030	BOLT , HEX	M8X30	1			20081201	
302	34	V2183608020	BOLT , HEX/SP	M8X20	4			20081201	
302	35	14722310052	PLATE , FORWARD	25X9	1			20080521	
302	36	V2173608025	BOLT , HEX/S	M8X25	1			20050201	
302	37	14722310041	PIN , OIL DAMPER	B=17	1				
302	38	V4011600120	WASHER , SPRING	M12	4			20090429	
302	39	14722312401	DAMPER , OIL	1X1X1	1				
302	40	V2183608035	BOLT , HEX/SP	M8X35	1				
302	41	V4111600100	WASHER , PLAIN	M10	0			20081201	
302	42	V5601600008	PIN , SNAP	8	1				
302	43	14722312703GB	PEDAL COMP , FORWARD	1X1X1	1				
302	44	V2173608020	BOLT , HEX/S	M8X20	1			20120501	
302	45	14722312802GB	PEDAL COMP , REVERSE	1X1X1	1				
NOTE									

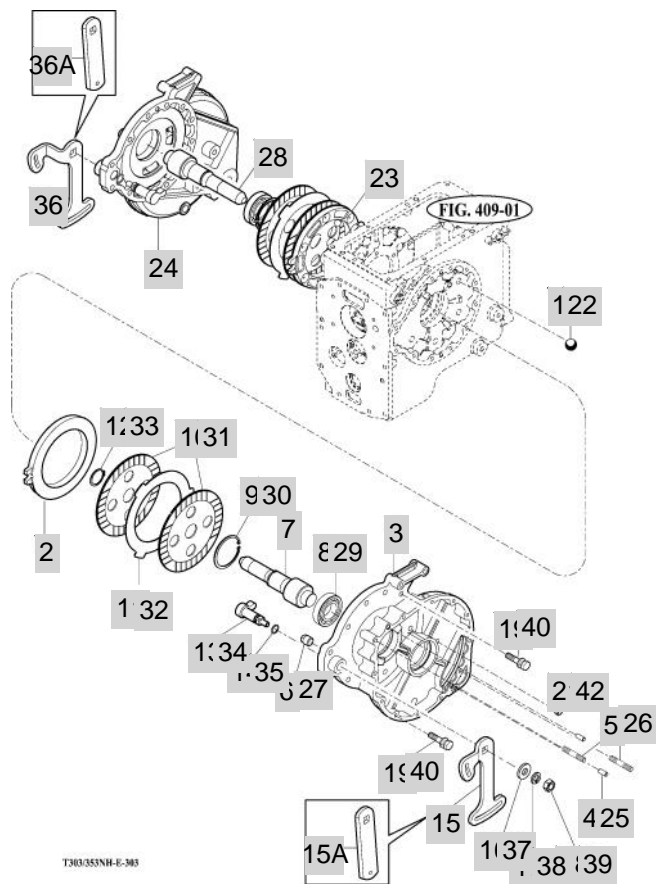
FIG 303

T353NH

BRAKE

년/월
Year/Month

2020.07



NOTE

FIG 303		BRAKE						년/월 Year/Month	
								2020.07	
T353NH		KEY NO	PART NO	DESCRIPTION	SPEC	QTY	REPAIR	EFFECTIVE DATE	REMARKS
303	1	V6802000019	BALL , STEEL	19/32	6				
303	2	14723270012M	METAL , LH BRAKE	1X1X1	1				
303	3	14723200012M	CASE , LH BRAKE	1X1X1	1				
303	4	V5201010022	PIN , PARALLEL/A	10X22	2				
303	5	V2513410030	BOLT , STUD/2	M10X30	2				
303	6	V7811600008	PLUG , SQUARE		1				
303	7	14723230011	PINION , LH WHEEL 10T	1X1X1	1				
303	8	V6001106208	BEARING , BALL	6208	1				
303	9	V7051400800	C-RING , HOLE	80	1				
303	10	14723272101	PLATE COMP , DISK	1X1X1	2				
303	11	14723270031	PLATE , SEPARATE	T=2.5	1				
303	12	V7041400400	C-RING , SHAFT	40	1				
303	13	14723270052M	CAM , BRAKE	1X1X1	1				
303	14	V7201024018	O-RING , P	P18	1				
303	15	14723270111	ARM , BRAKE	44X9	1			20080725	
303	15A	14723270111	ARM , BRAKE	44X9	1			20080725	
303	16	14723270061	WASHER , 13X30X4	T=4.0	1				
303	17	V4011600120	WASHER , SPRING	M12	4			20090429	
303	18	V3043600120	NUT , HEX/2	M12	3			20090408	
303	19	V2173612040	BOLT , HEX/S	M12X40	12			20090429	
303	21	V3043600120	NUT , HEX/2	M12	3			20090408	
303	22	V6802000019	BALL , STEEL	19/32	6				
303	23	14723270022M	METAL , RH BRAKE	1X1X1	1				
303	24	14723210012M	CASE , RH BRAKE	1X1X1	1				
303	25	V5201010022	PIN , PARALLEL/A	10X22	2				
303	26	V2513410030	BOLT , STUD/2	M10X30	2				
303	27	V7811600008	PLUG , SQUARE		1				
303	28	14723230021	PINION , RH WHEEL 10T	1X1X1	1				
303	29	V6001106208	BEARING , BALL	6208	1				
303	30	V7051400800	C-RING , HOLE	80	1				
303	31	14723272101	PLATE COMP , DISK	1X1X1	2				
303	32	14723270031	PLATE , SEPARATE	T=2.5	1				
303	33	V7041400400	C-RING , SHAFT	40	1				
303	34	14723270052M	CAM , BRAKE	1X1X1	1				
303	35	V7201024018	O-RING , P	P18	1				
303	36	14723270111	ARM , BRAKE	44X9	1			20080725	
303	36A	14723270111	ARM , BRAKE	44X9	1			20080725	
303	37	14723270061	WASHER , 13X30X4	T=4.0	1				
303	38	V4011600120	WASHER , SPRING	M12	4			20090429	
303	39	V3043600120	NUT , HEX/2	M12	3			20090408	
303	40	V2173612040	BOLT , HEX/S	M12X40	10			20090429	
303	42	V3043600120	NUT , HEX/2	M12	3			20090408	
NOTE									

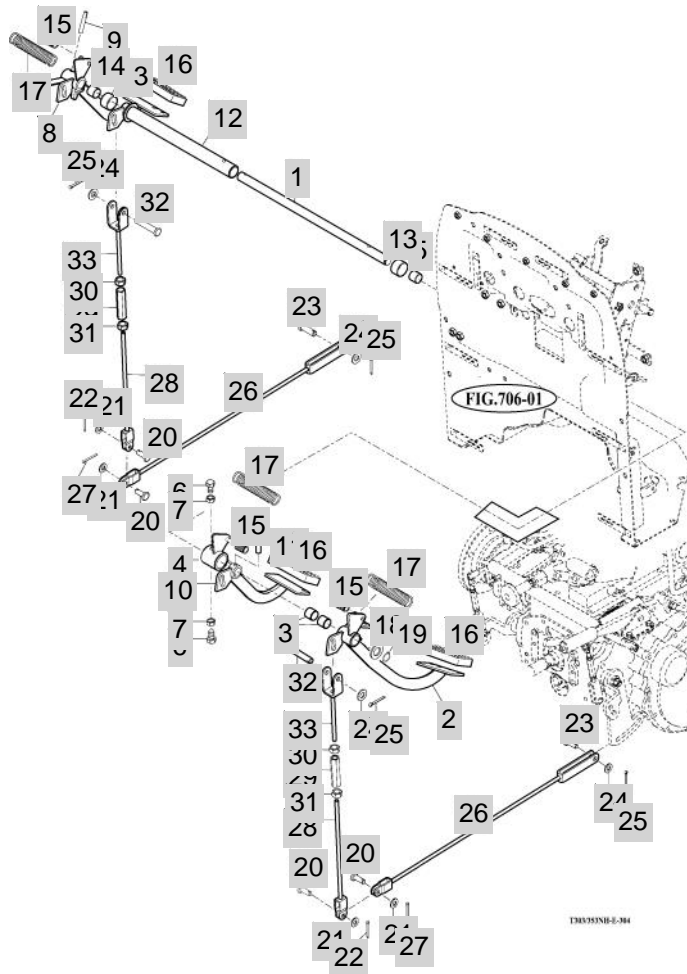
FIG 304

BRAKE PEDAL & LINKAGE

년/월
Year/Month

2020.07

T353NH



NOTE

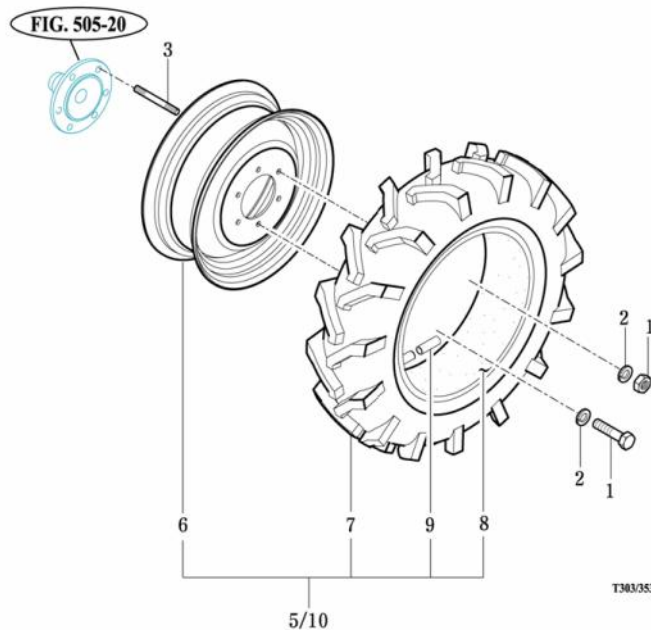
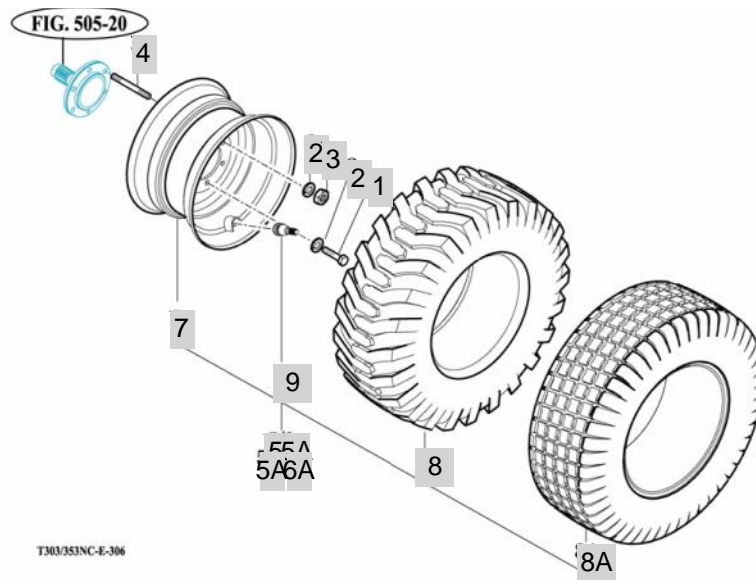
FIG 305

T353NH

FRONT WHEEL MOUNTING

년/월
Year/Month

2020.07



NOTE

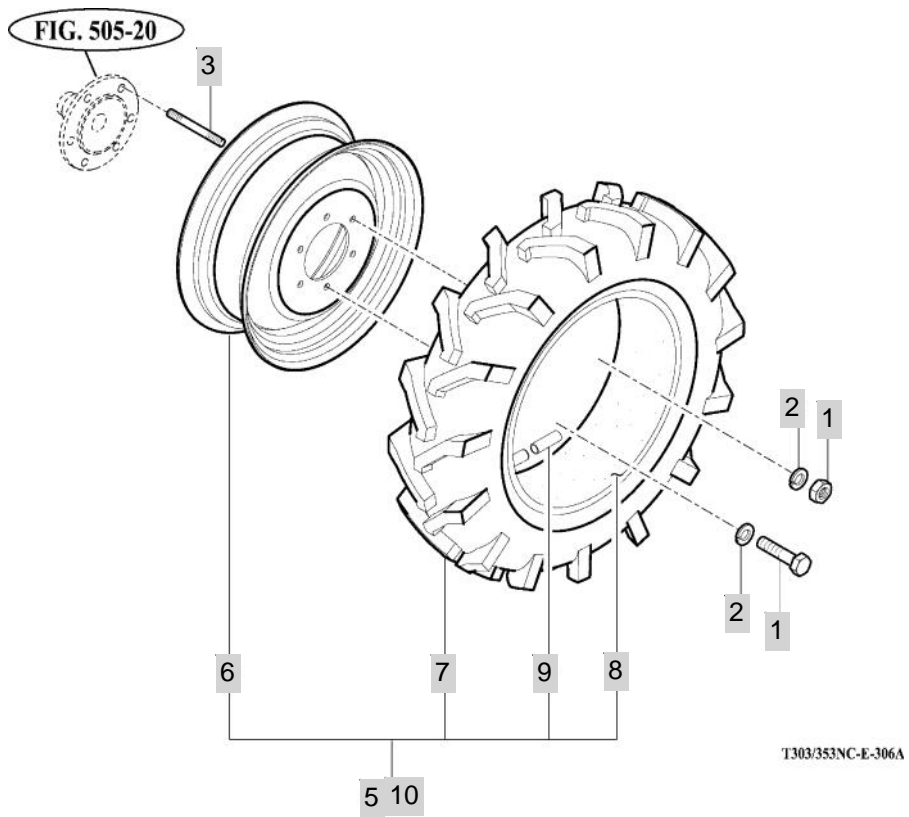
FIG 305A

FRONT WHEEL MOUNTING

년/월
Year/Month

2020.07

T353NH



T303/353NC-E-306A

NOTE

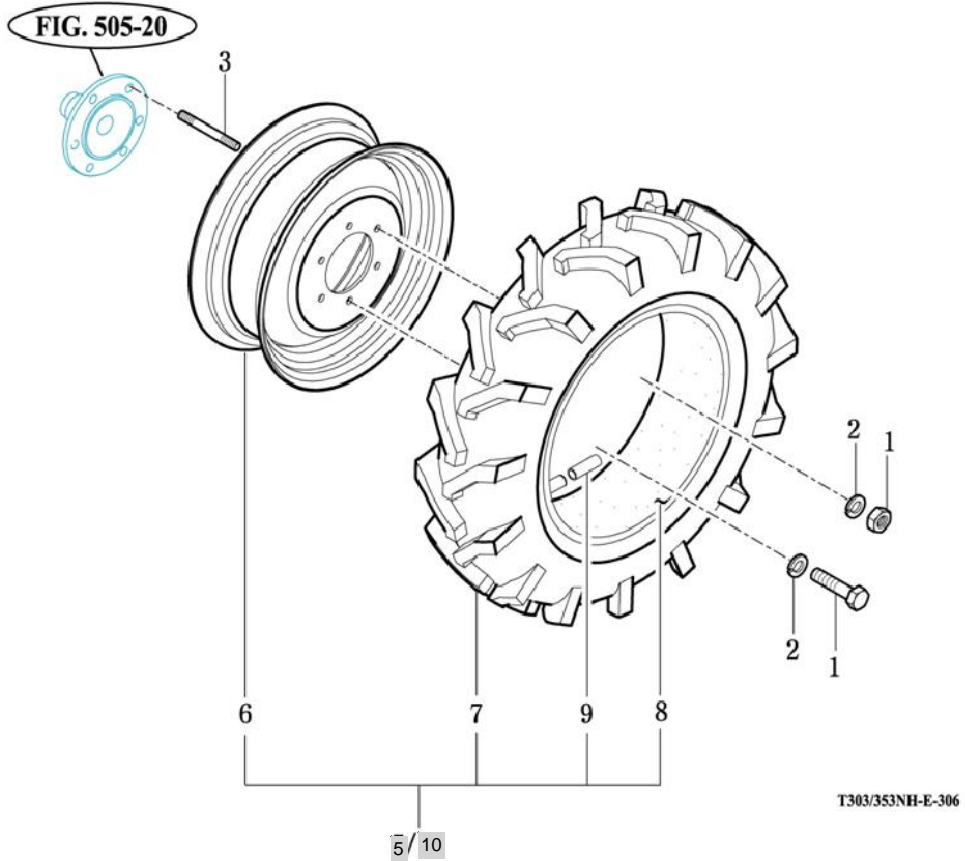
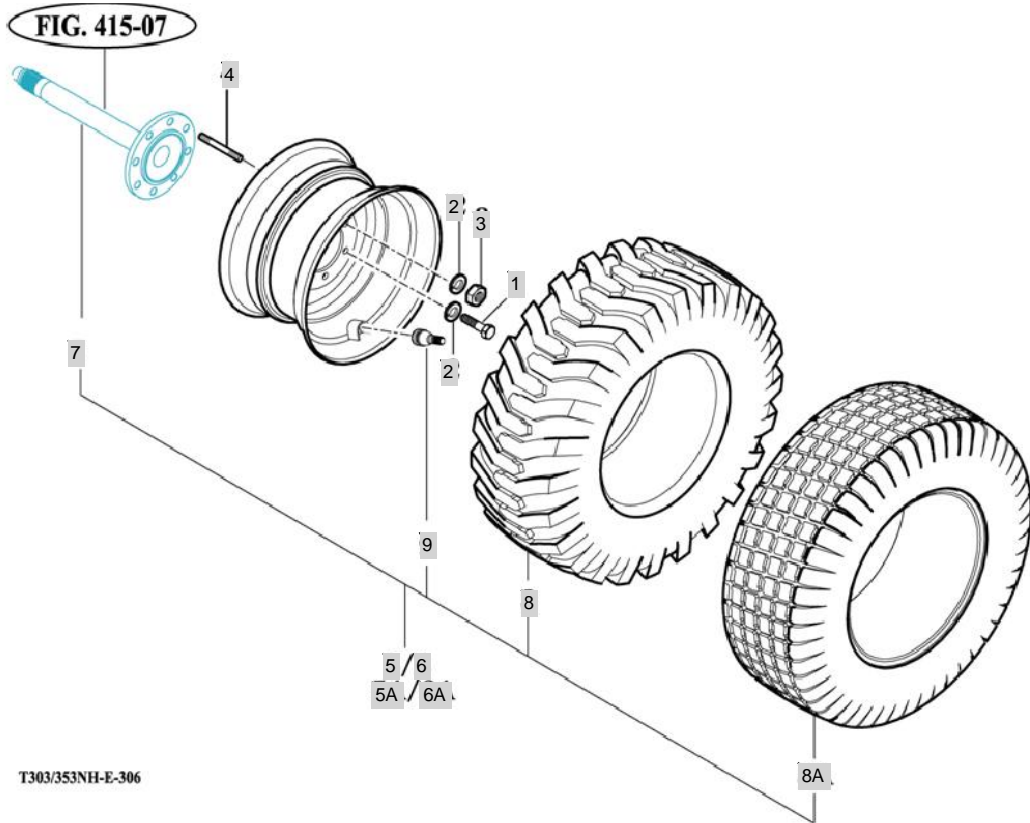
FIG 306

REAR WHEEL MOUNTING

년/월
Year/Month

2020.07

T353NH



NOTE

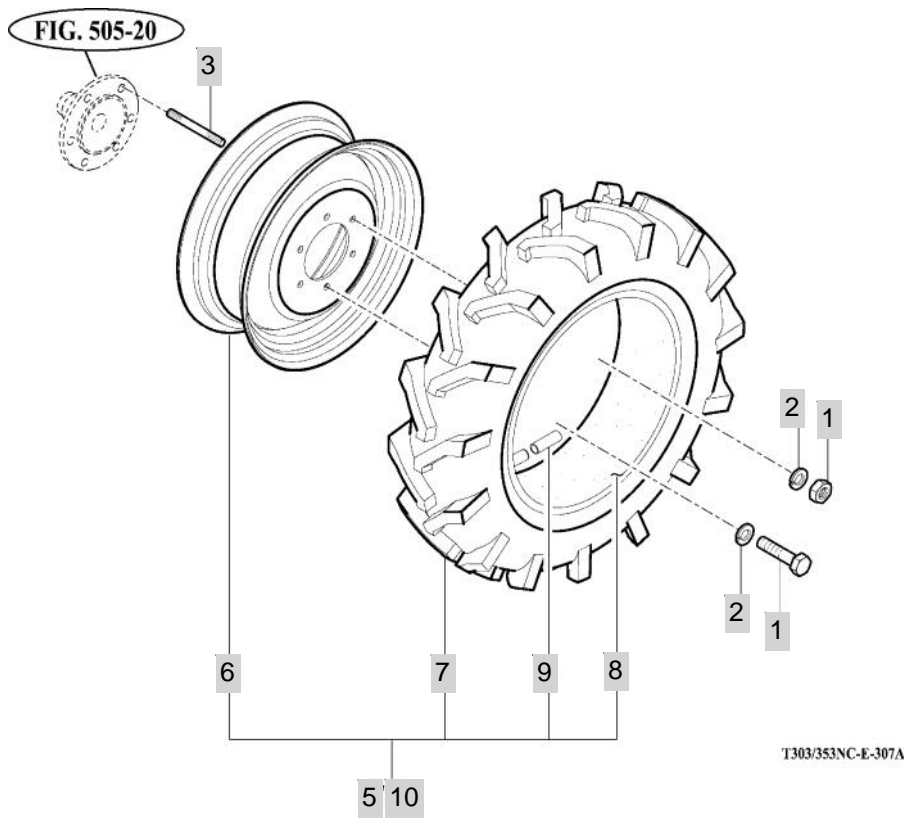
FIG 306A

T353NH

REAR WHEEL MOUNTING

년/월
Year/Month

2020.07



NOTE

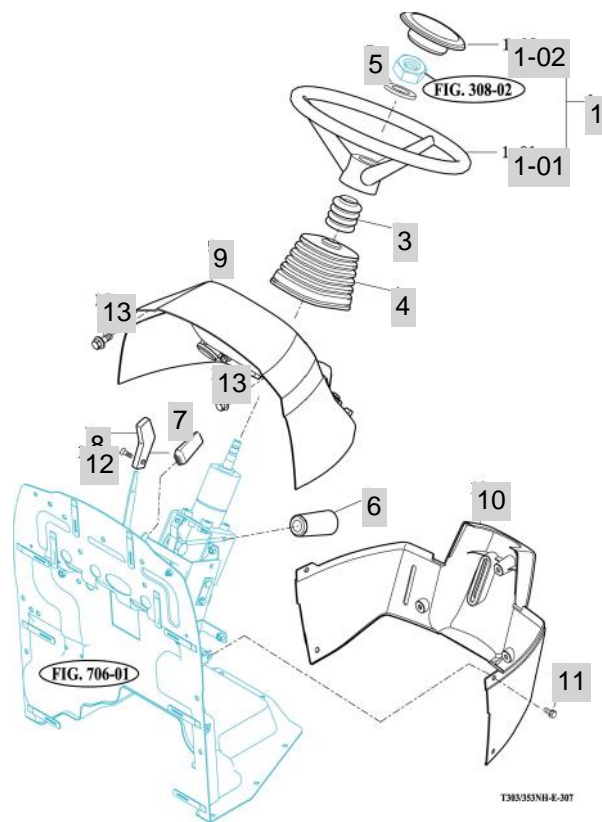
FIG 307

T353NH

STEERING WHEEL & DASH COVER

년/월
Year/Month

2020.07



NOTE

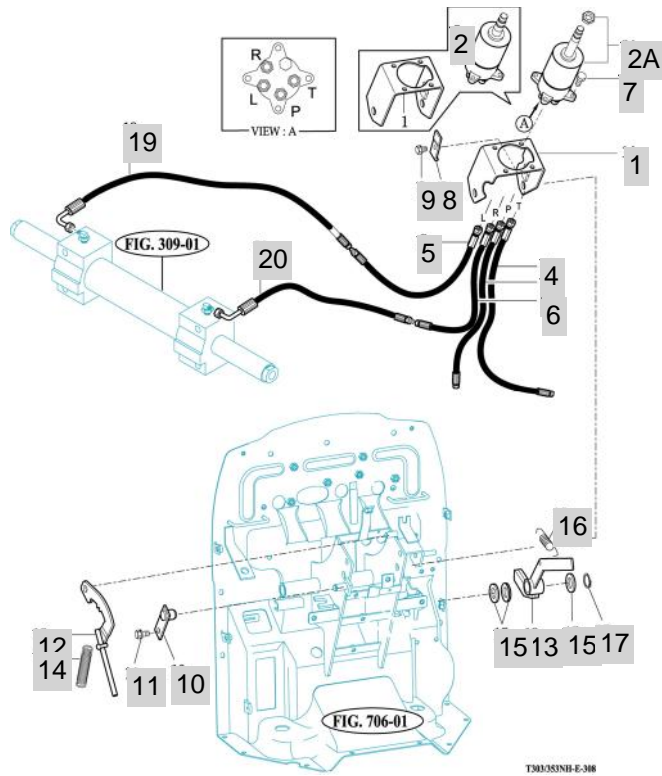
FIG 308

T353NH

STEERING VALVE & TILT

년/월
Year/Month

2020.07



NOTE

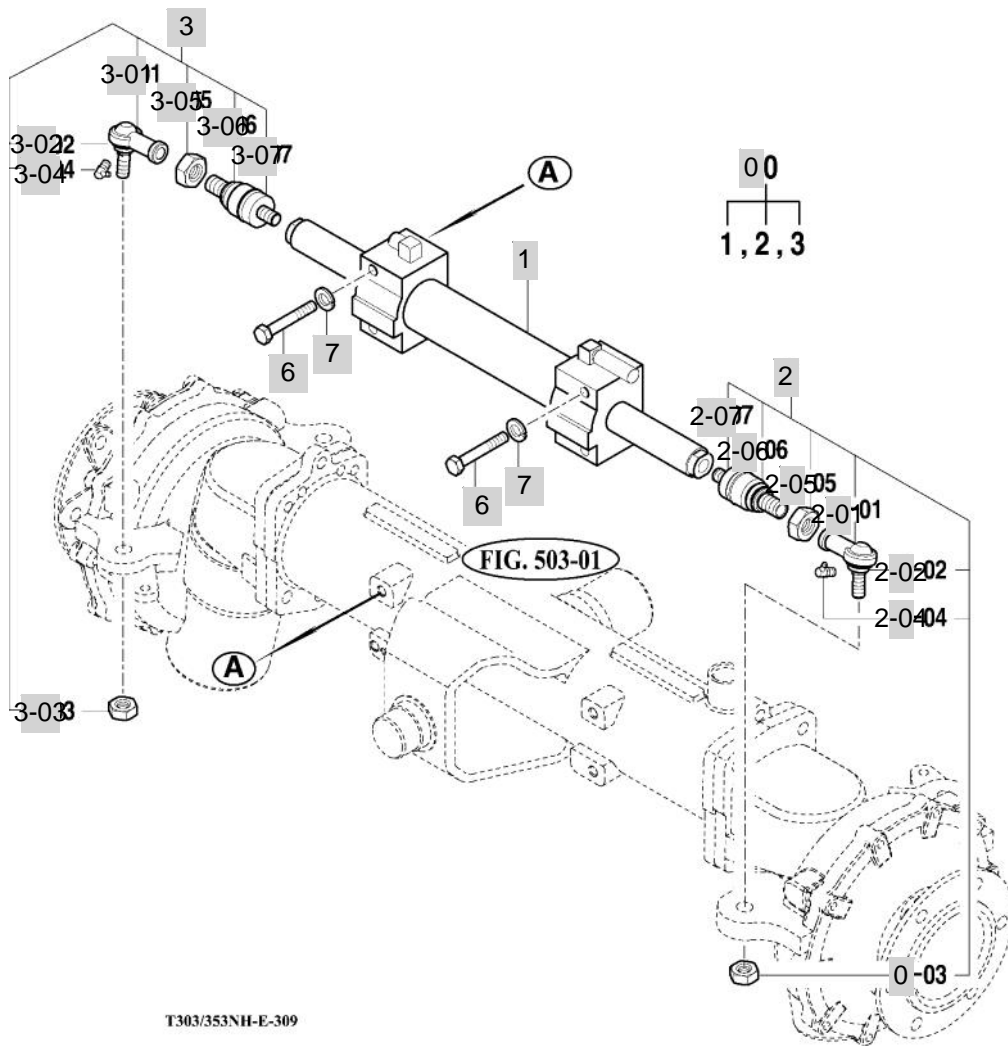
FIG 309

T353NH

STEERING CYLINDER

년/월
Year/Month

2020.07



T303/353NH-E-309

NOTE

FIG 309 T353NH		STEERING CYLINDER					년/월 Year/Month	
							2020.07	
KEY NO	PART NO	DESCRIPTION	SPEC	QTY	REPAIR	EFFECTIVE DATE	REMARKS	
309	0	14884055000	CYLINDER ASSY	1X1X1		1	20120105	
309	1	14724053001	CYLINDER COMP	1X1X1		1	20120918	
309	2	16704074102	JOINT SET , LH BALL	1X1X1		1	20120918	
309	2-01	16704363201	JOINT ASSY , LH BALL			1	20060601	
309	2-02	16604362230	COVER . DUST			1		
309	2-03	17682600140	NUT , NYLON	M14		1	20080128	
309	2-04	V7601500000	..NIPPLE , GREASE/A-M6F			2	20121129	
309	2-05	V3343600160	NUT , HEX FINE/2	M16		12	20080601	
309	2-06	16704074300	JOINT , BALL			1		
309	2-07	15264074341	COVER , DUST	1X1X1		1		
309	3	16704074202	JOINT ASSY , RH BALL	1X1X1		1	20120918	
309	3-01	14544364200	JOINT ASSY , RH BALL			1	20081201	
309	3-02	16604362230	COVER . DUST			1		
309	3-03	17682600140	NUT , NYLON	M14		1	20080128	
309	3-04	V7601500000	..NIPPLE , GREASE/A-M6F			2	20121129	
309	3-05	V3343600160	NUT , HEX FINE/2	M16		12	20080601	
309	3-06	16704074300	JOINT , BALL			1		
309	3-07	15264074341	COVER , DUST	1X1X1		1		
309	5	14151060010	WASHER	(T=1.6)X42X35		4		
309	6	V2034612090	BOLT , HEX FINE	M12X90		1	20090408	
309	7	V4011600120	WASHER , SPRING	M12		4	20090429	
NOTE								

4. TRANSMISSION & REAR AXLE PART NO. 1353NH-E-C4

FIG 401 FRONT TRANSMISSION CASE	91
FIG 402 HST	93
FIG 403 MID TRANSMISSION CASE	95
FIG 404 REVERSE GEARS	97
FIG 405 REVERSE SHIFTER	99
FIG 406 4WD GEAR & SHIFT LINKAGE	101
FIG 407 P.T.O CLUTCH	103
FIG 408 MID P.T.O LEVER & SAFETY	105
FIG 409 REAR TRANSMISSION CASE	107
FIG 410 4WD SHIFT LEVER & LINKAGE	109
FIG 411 MID P.T.O SPEED GEARS	111
FIG 412 REAR P.T.O SPEED GEARS	113
FIG 413 REAR P.T.O SPEED SHIFTER	115
FIG 414 REAR DIFFERENTIAL GEARS	117
FIG 415 REAR AXLE HOUSINGS	119
FIG 416 GRIP & LINKAGE	121
FIG 417 MAGNETIC CRUISE	123

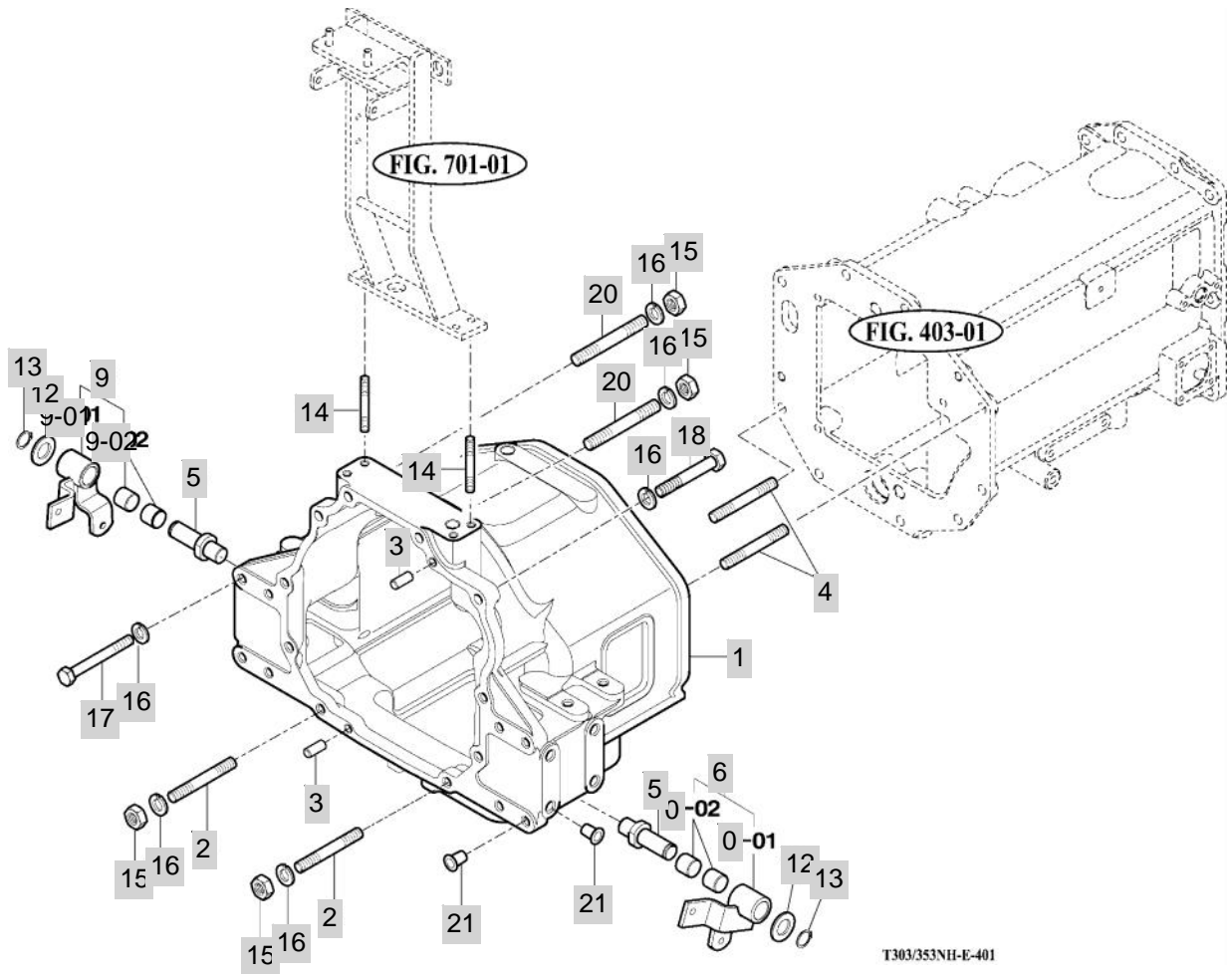
FIG 401

T353NH

FRONT TRANSMISSION CASE

년/월
Year/Month

2020.07



T303/353NH-E-401

NOTE

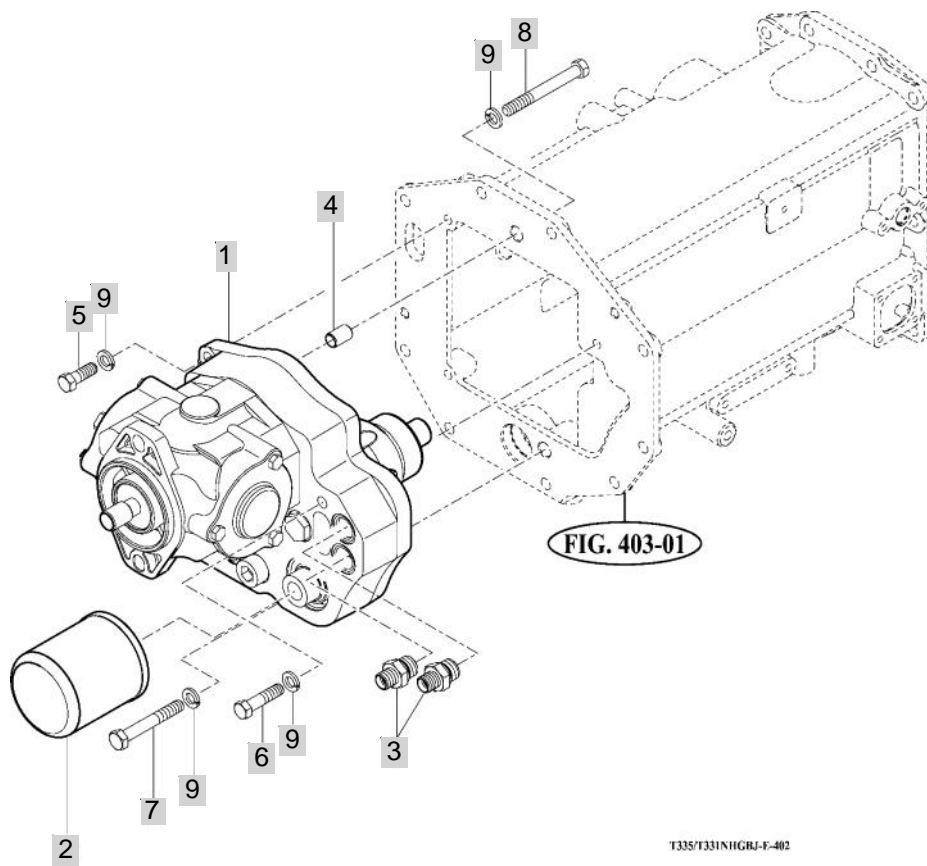
FIG 402

T353NH

HST

년/월
Year/Month

2020.07



NOTE

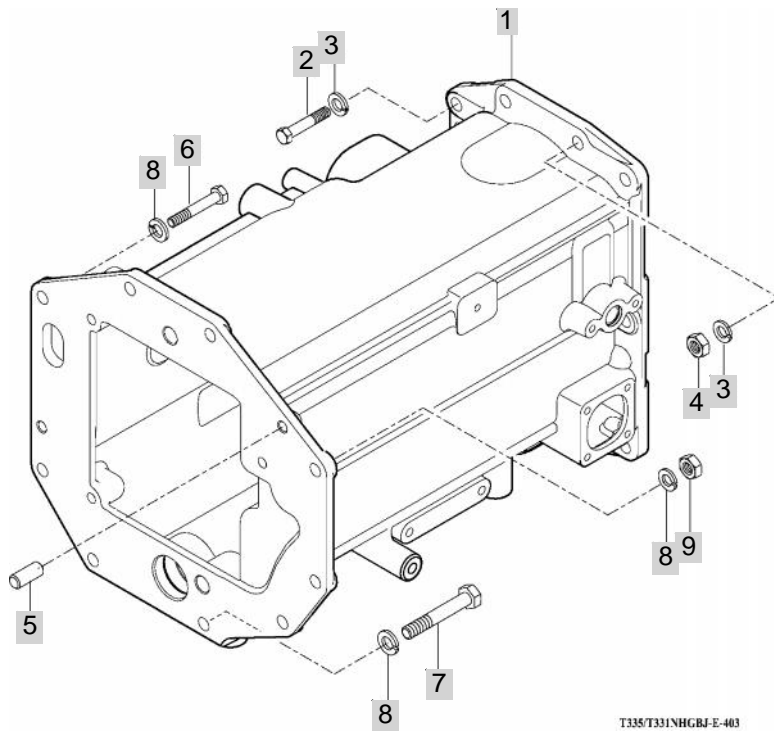
FIG 403

T353NH

MID TRANSMISSION CASE

년/월
Year/Month

2020.07



NOTE

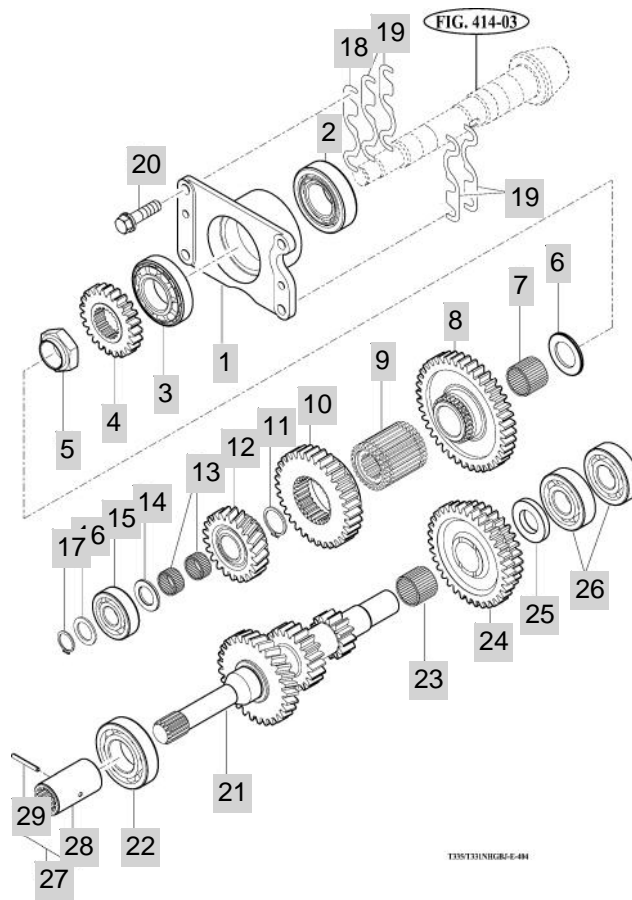
FIG 404

T353NH

REVERSE GEARS

년/월
Year/Month

2020.07



NOTE

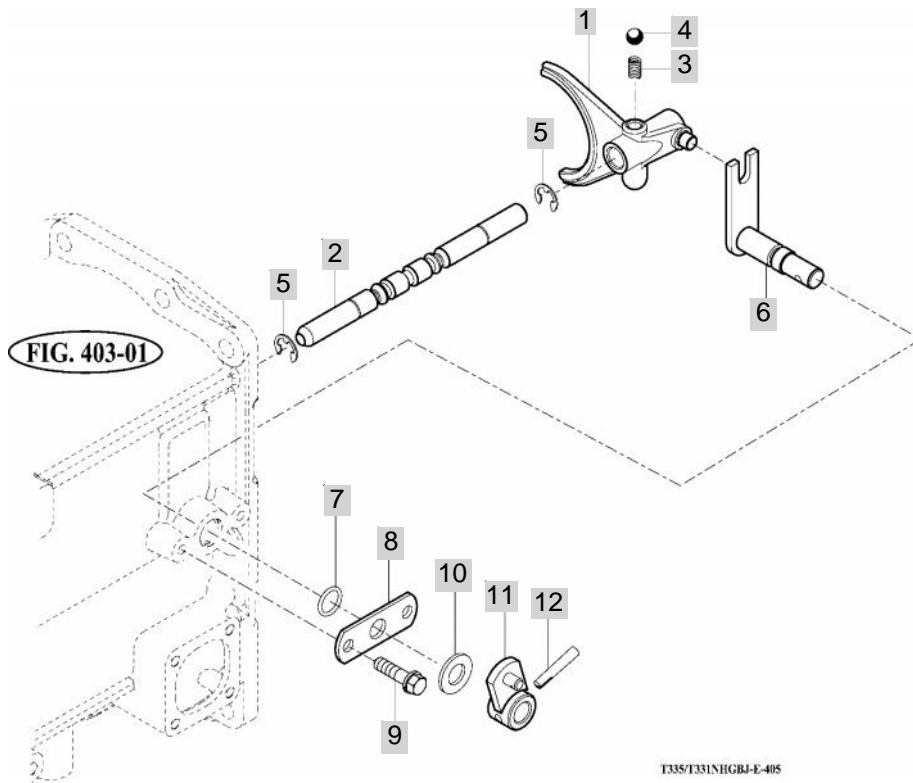
FIG 405

T353NH

REVERSE SHIFTER

년/월
Year/Month

2020.07



NOTE

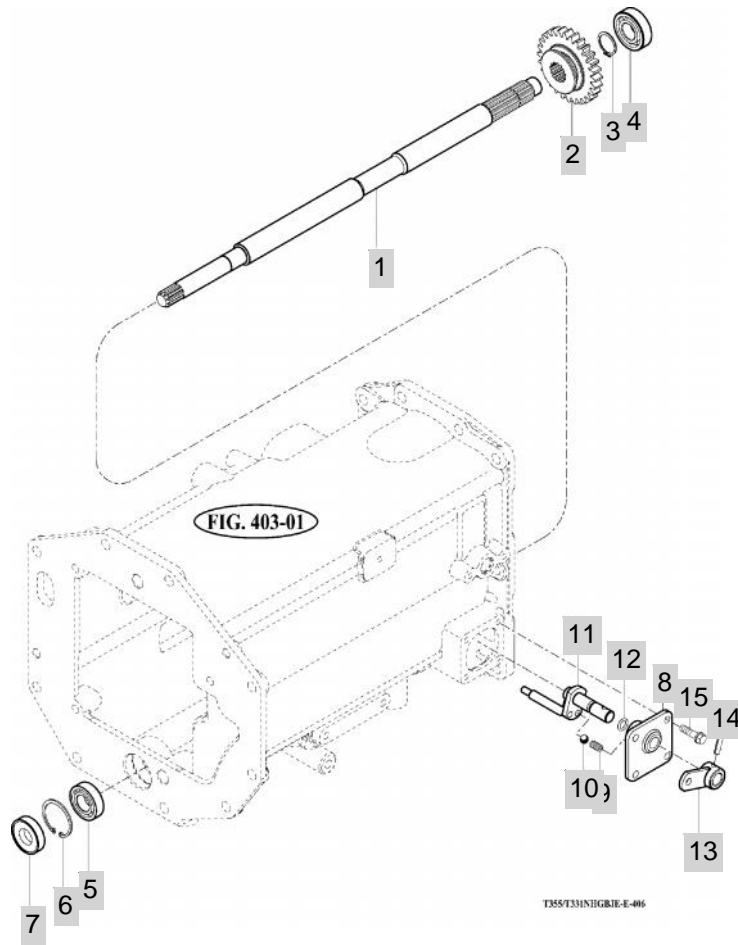
FIG 406

T353NH

4WD GEAR & SHIFT LINKAGE

년/월
Year/Month

2020.07



NOTE

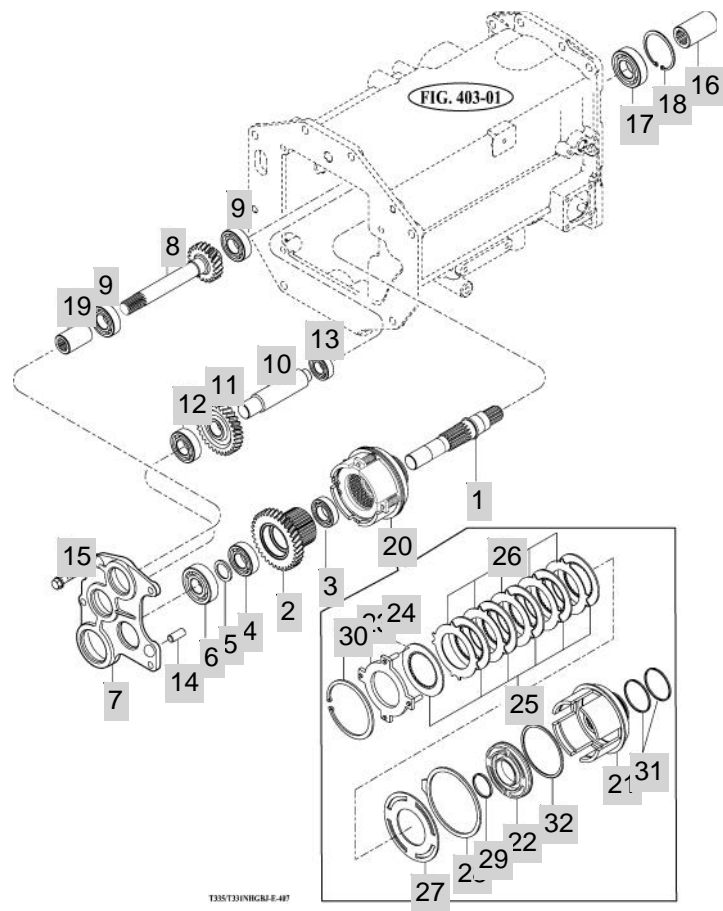
FIG 407

T353NH

P.T.O CLUTCH

년/월
Year/Month

2020.07



NOTE

FIG 407 T353NH	P.T.O CLUTCH					년/월 Year/Month
						2020.07

KEY NO	PART NO	DESCRIPTION	SPEC	QTY	REPAIR	EFFECTIVE DATE	REMARKS
407	1	14722261022	SHAFT , PTO CLUTCH	D=36	1		
407	2	14722261011	GEAR , HELICAL 35T	1X1X1	1		
407	3	V6001106005	BEARING , BALL	6005	1		
407	4	V6001106205	BEARING , BALL	6205	1		
407	5	15933070521	COLLAR , 26X35X03	T=3	1		
407	6	V6001106305	BEARING , BALL	6305	1		
407	7	14722200023M	METAL , BEARING	1X1X1	1		
407	8	14722250011	GEAR , HELICAL 21T	1X1X1	1		
407	9	V6001106205	BEARING , BALL	6205	2		
407	10	14722251012	SHAFT , PTO DRIVE COUNTER	D=30	1		
407	11	14722251022	GEAR , HELICAL 32T	1X1X1	1		
407	12	V6001106205	BEARING , BALL	6205	1		
407	13	V6001106004	BEARING , BALL	6004	1		
407	14	V5201010022	PIN , PARALLEL/A	10X22	2		
407	15	V2173610025	BOLT , HEX/S	M10X25	4		
407	16	14722200031	COUPLING , 50	1X1X1	1		
407	17	V6001106206	BEARING , BALL	6206	1		
407	18	V7051400620	C-RING , HOLE	62	1		
407	19	15602200040	COUPLING , 36X62		1		
407	20	14722212000	CLUTCH ASSY , PTO CLUTCH	1X1X1	1		
407	21	14722212010	CASE	1X1X1	1		
407	22	14722212020	PISTON	1X1X1	1		
407	23	14722212030	PLATE ASSY	1X1X1	1		
407	24	14722212040	SPRING	1X1X1	4		
407	25	16342212050	CLUTCH , PLATE		5		
407	26	15642212050	CLUTCH , DISK		6		
407	27	15642212060	PLATE , RETURN		1		
407	28	14722212070	DISC	1X1X1	1		
407	29	15642212080	SEAL , A		1		
407	30	V7051400950	C-RING , HOLE	95	1		
407	31	14462162180	SEAL , B		2		
407	32	14722212090	RING , PISTON	1X1X1	1		

NOTE

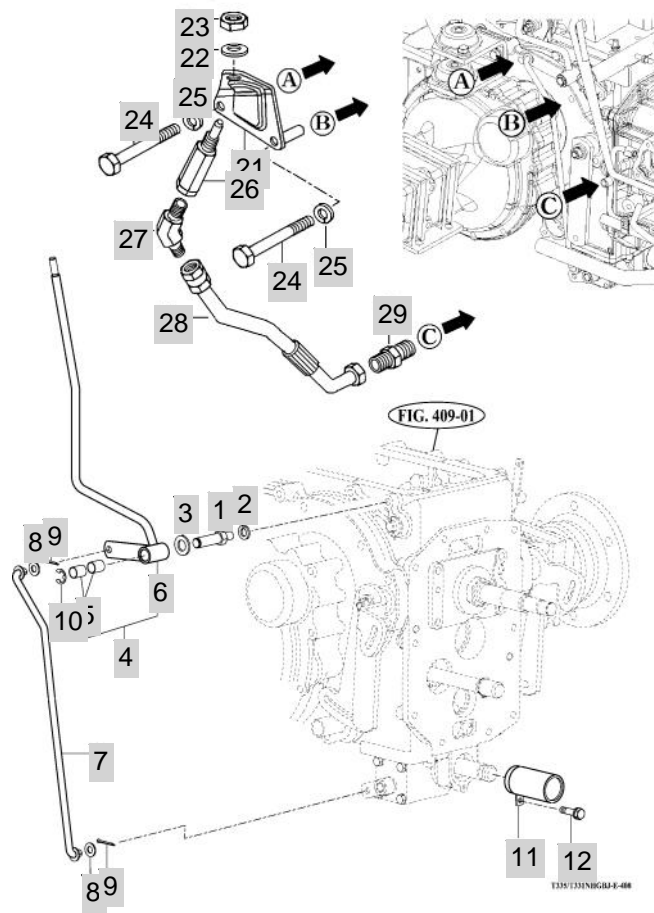
FIG 408

T353NH

MID P.T.O LEVER & SAFETY

년/월
Year/Month

2020.07



NOTE

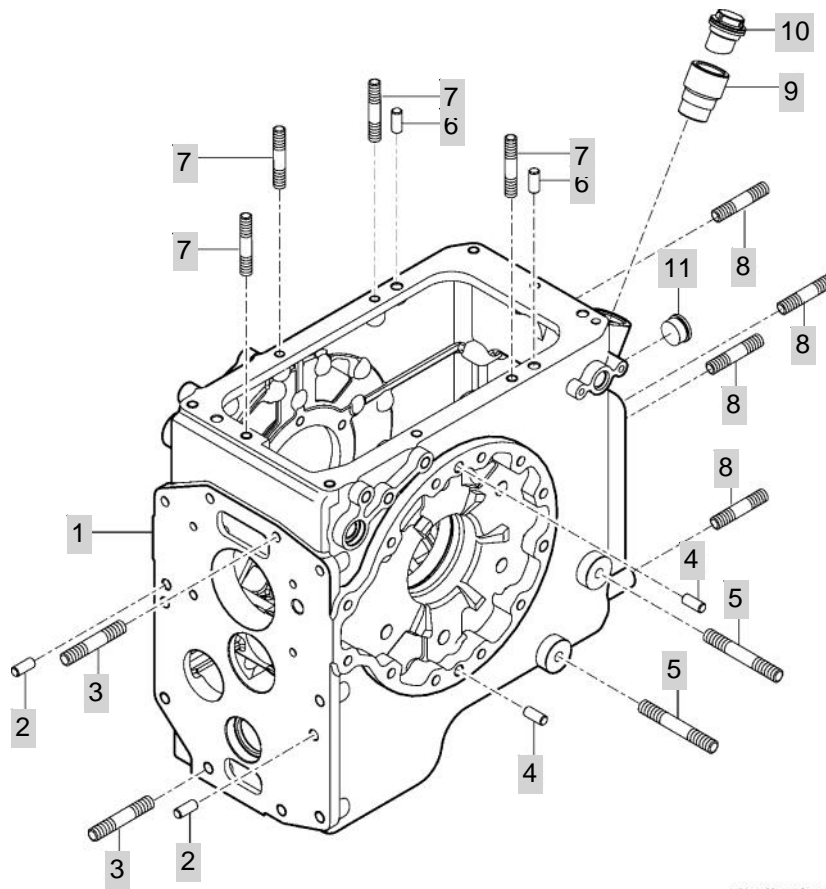
FIG 409

T353NH

REAR TRANSMISSION CASE

년/월
Year/Month

2020.07



T335/T331NHGBJ-E-409

NOTE

FIG 409		REAR TRANSMISSION CASE						년/월 Year/Month
								2020.07

T353NH

KEY NO		PART NO	DESCRIPTION	SPEC	QTY	REPAIR	EFFECTIVE DATE	REMARKS
409	1	14722400016M	CASE , RR TRANSMISSION	1X1X1	1			
409	2	V5201010022	PIN , PARALLEL/A	10X22	2			
409	3	V2513412035	BOLT , STUD/2	M12X35	2			
409	4	V5201010022	PIN , PARALLEL/A	10X22	4			
409	5	V2513412050	BOLT , STUD/2	M12X50	4			
409	6	V5201010022	PIN , PARALLEL/A	10X22	2			
409	7	V2514410028	BOLT , STUD/2	M10X28	4			
409	8	V2514414028	BOLT , STUD/2	M14X28	4			
409	9	14572400021	COLLAR , 24X38X50	38.1*7.2	1			
409	10	15183062000	CAP ASSY , OIL		1			
409	11	16003062000	GAUGE ASSY , OIL LEVEL		1			

NOTE

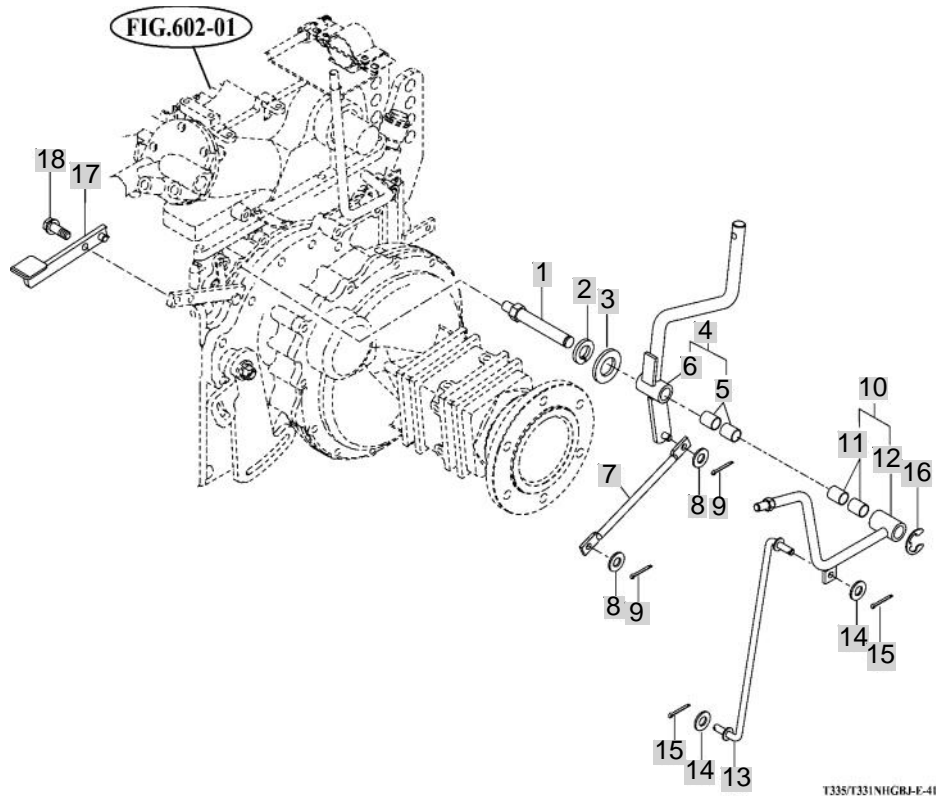
FIG 410

4WD SHIFT LEVER & LINKAGE

년/월
Year/Month

2020.07

T353NH



NOTE

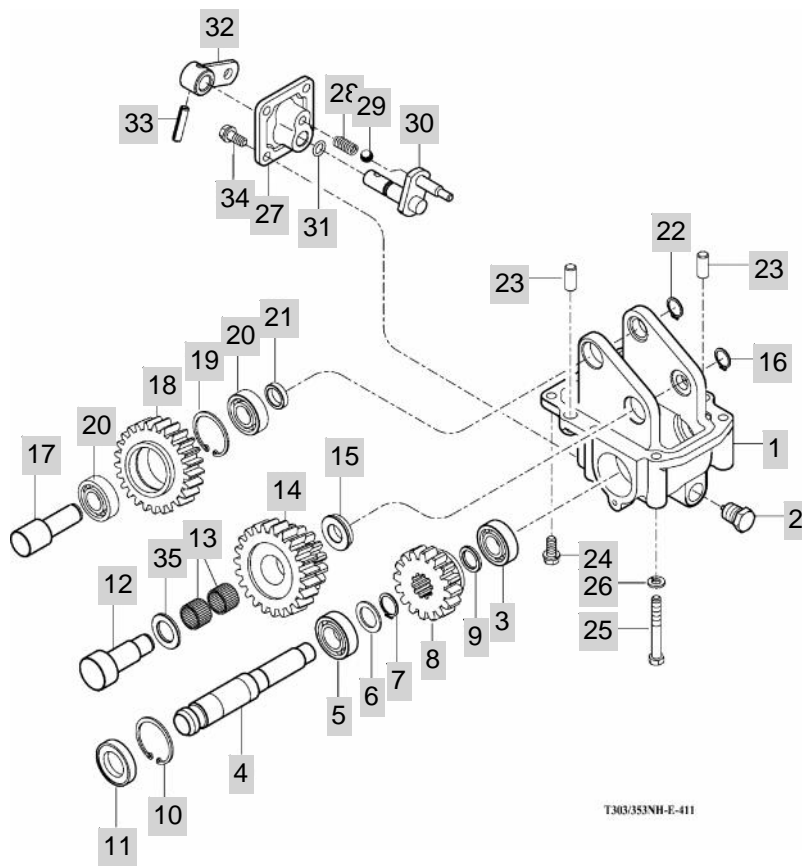
FIG 411

T353NH

MID P.T.O SPEED GEARS

년/월
Year/Month

2020.07



NOTE

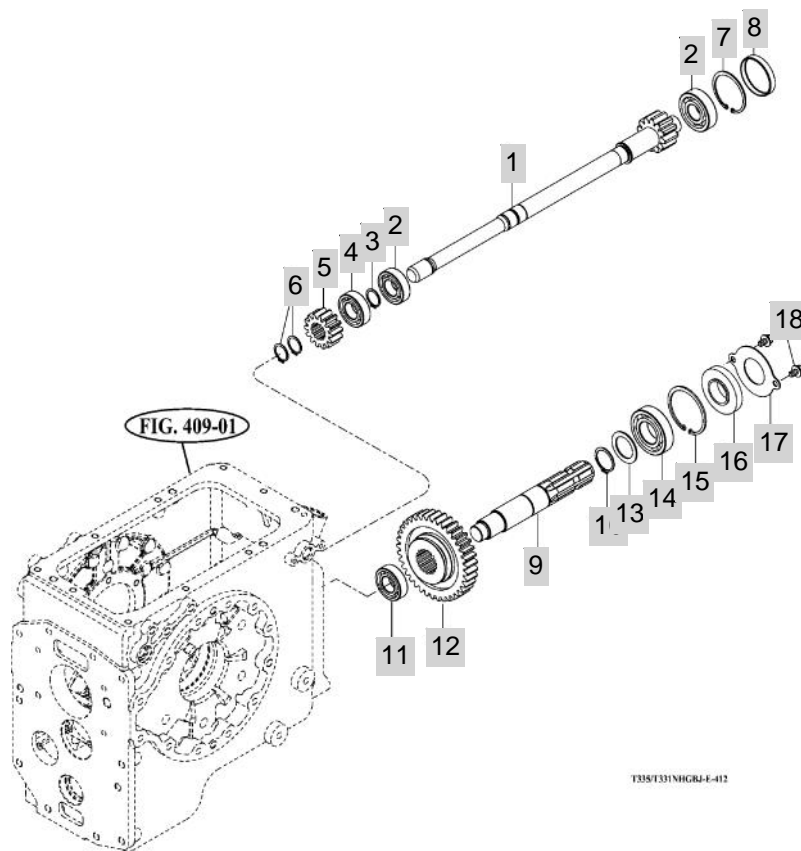
FIG 412

T353NH

REAR P.T.O SPEED GEARS

년/월
Year/Month

2020.07



NOTE

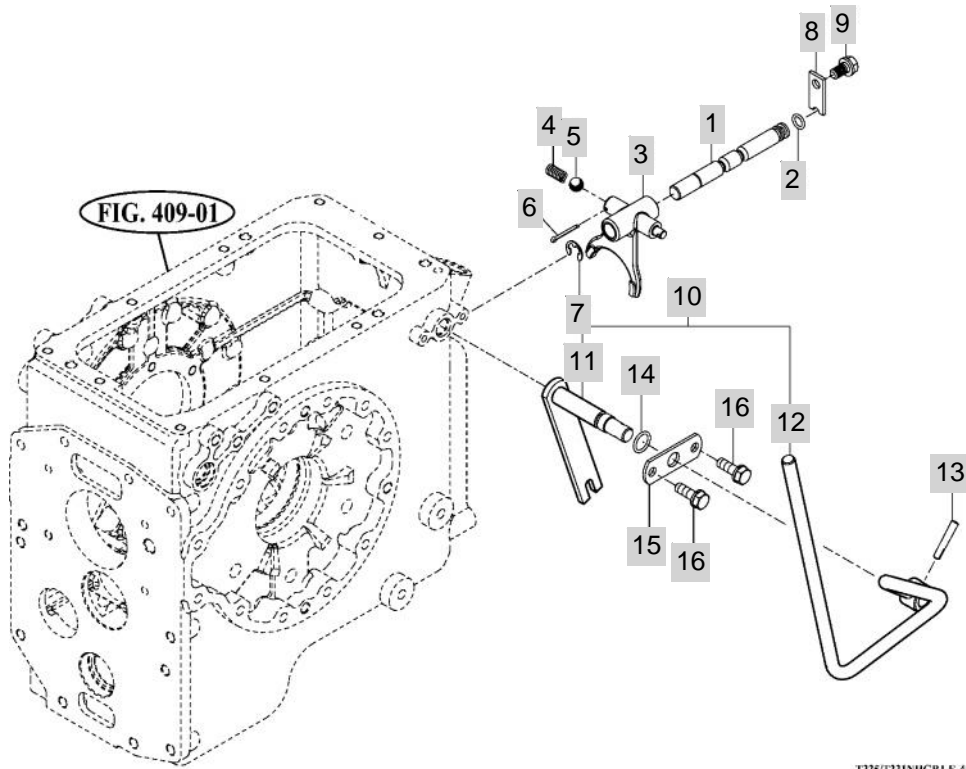
FIG 413

T353NH

REAR P.T.O SPEED SHIFTER

년/월
Year/Month

2020.07



T335/T331NHGRJ-E-413

NOTE

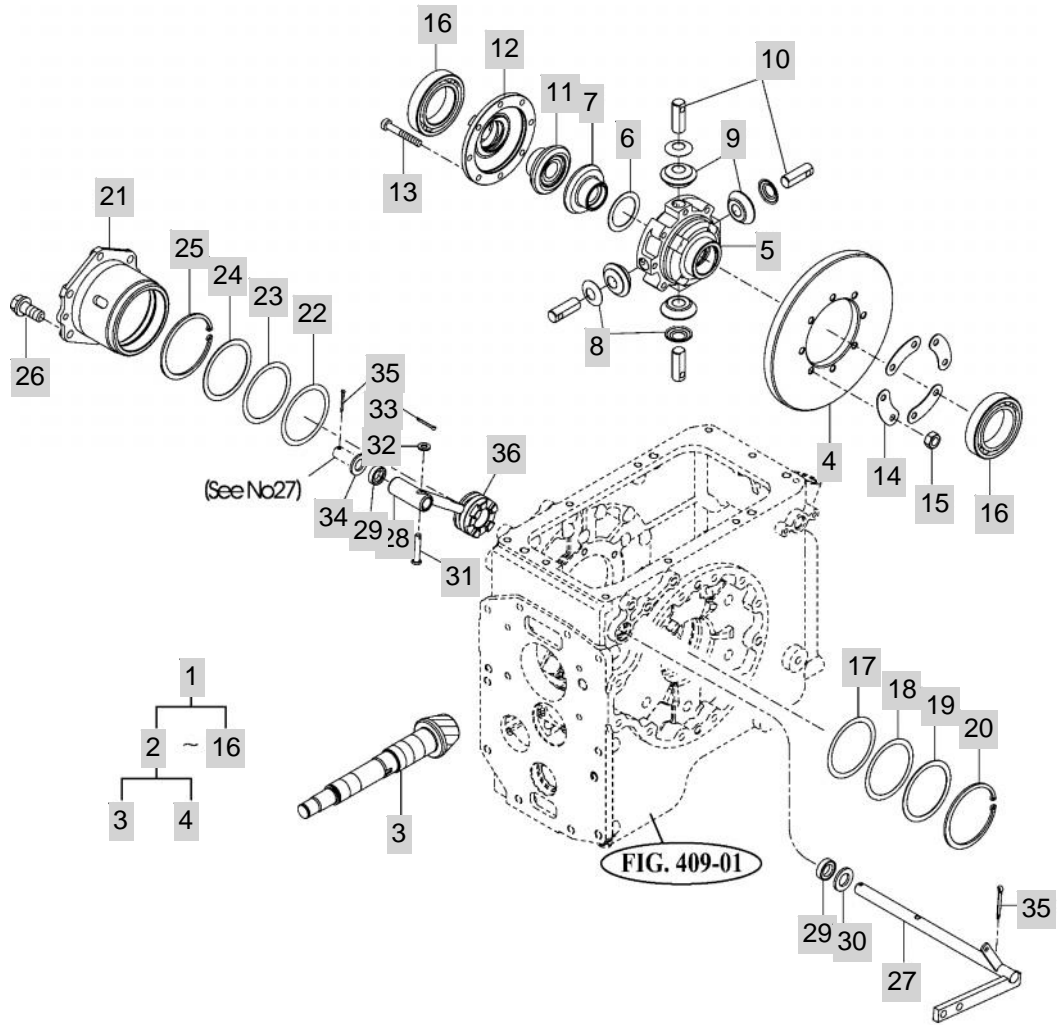
FIG 414

T353NH

REAR DIFFERENTIAL GEARS

년/월
Year/Month

2020.07



※ 5~15 NOT SERVICED SEPARATELY

T335/T331NHGBJ-E-414

NOTE

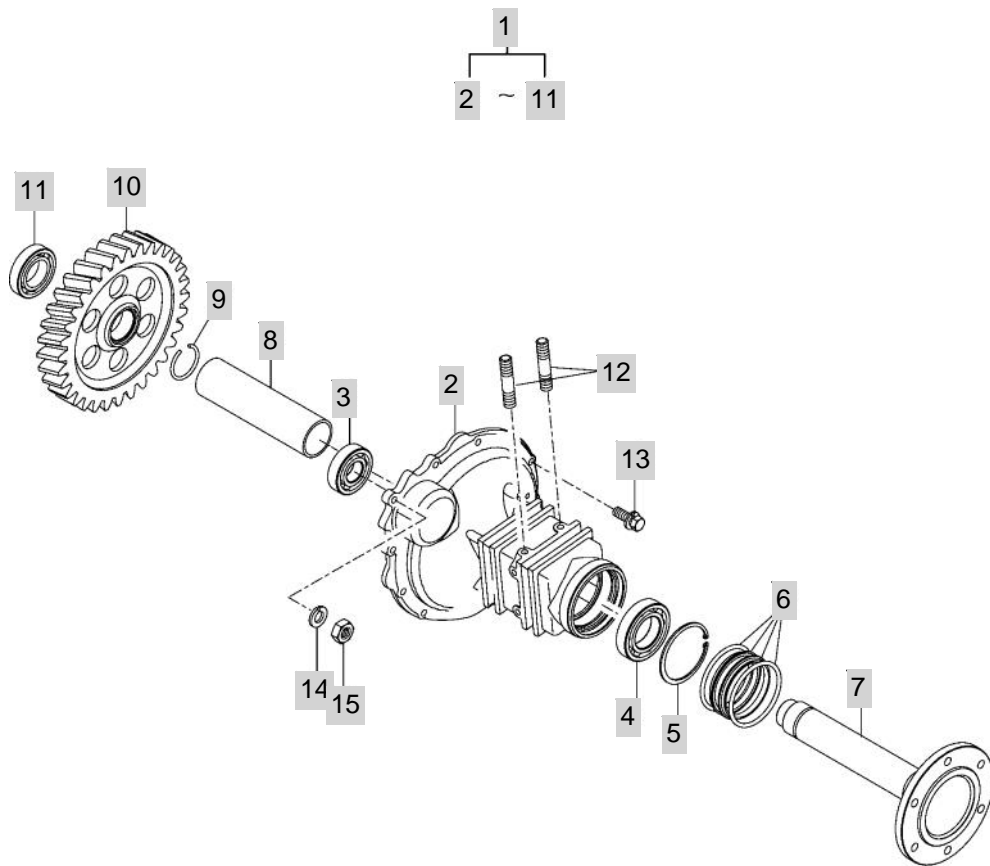
FIG 415

T353NH

REAR AXLE HOUSINGS

년/월
Year/Month

2020.07



T335/T331NHGBJ-E-415

NOTE

FIG 415		REAR AXLE HOUSINGS					년/월 Year/Month	
T353NH							2020.07	
KEY NO	PART NO	DESCRIPTION	SPEC	QTY	REPAIR	EFFECTIVE DATE	REMARKS	
415	1	14723206000	HOUSING SUB , RR AXLE		2			
415	2	14723200021M	HOUSING , RR AXLE	1X1X1	2			
415	3	V6001106307	BEARING , BALL	6307	2			
415	4	V6001106211	BEARING , BALL	6211	2			
415	5	V7051401000	C-RING , HOLE	100	2			
415	6	14723242100	SEAL ASSY , MECHANICAL	1X1X1	2			
415	7	14723240011	SHAFT , WHEEL	1X1X1	2			
415	8	14723240021	COLLAR , 56X65X239	65X4.5	2			
415	9	14443240051	RING , STOP	D=5	2			
415	10	14573240021	GEAR , HELICAL 54T		2			
415	11	V6041106209	BEARING , BALL/HL1	6209HL1	2			
415	12	V2513412030	BOLT , STUD/2	M12X30	4			
415	13	V2173610030	BOLT , HEX/S	M10X30	20			
415	14	V4011600100	WASHER , SPRING	M10	1	20081001		
415	15	V3043600100	NUT , HEX/2	M10	1	20080220		
NOTE								

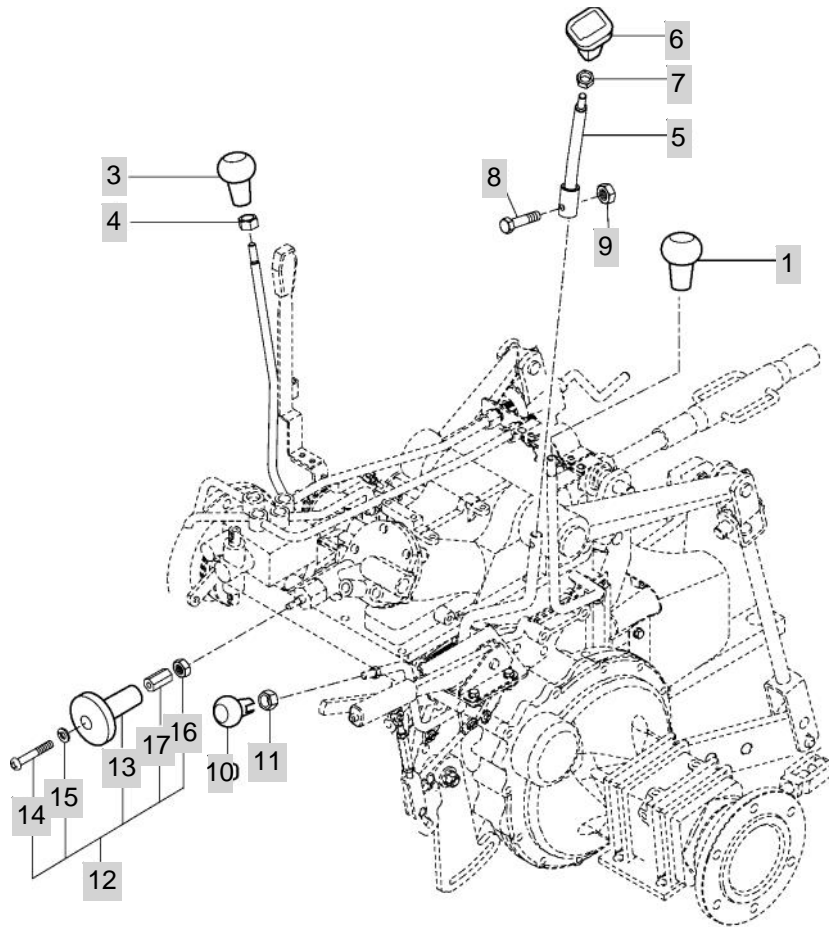
FIG 416

T353NH

GRIP & LINKAGE

년/월
Year/Month

2020.07



T335/T331NHGBJ-E-416

NOTE

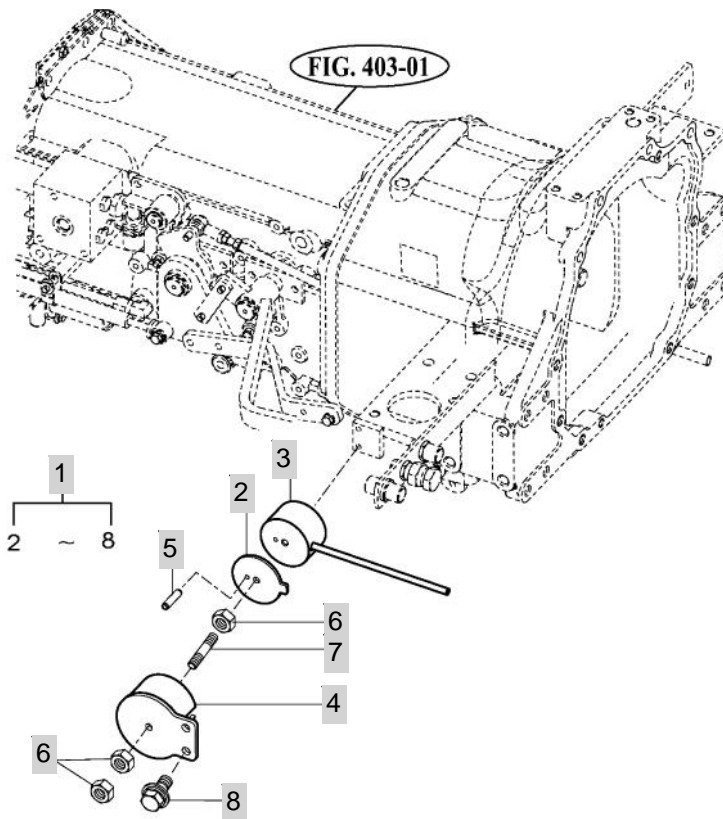
FIG 417

T353NH

MAGNETIC CRUISE

년/월
Year/Month

2020.07



T335/T331NHGBJ-E-417

NOTE

5. FRONT AXLE PART NO. T353NH-E-C5

FIG 501 FRONT AXLE BRACKET	126
FIG 502 FRONT DIFFERENTIAL GEARS	128
FIG 503 FRONT AXLE HOUSING	130
FIG 504 FRONT GEAR CASE (1)	132
FIG 505 FRONT GEAR CASE (2)	134

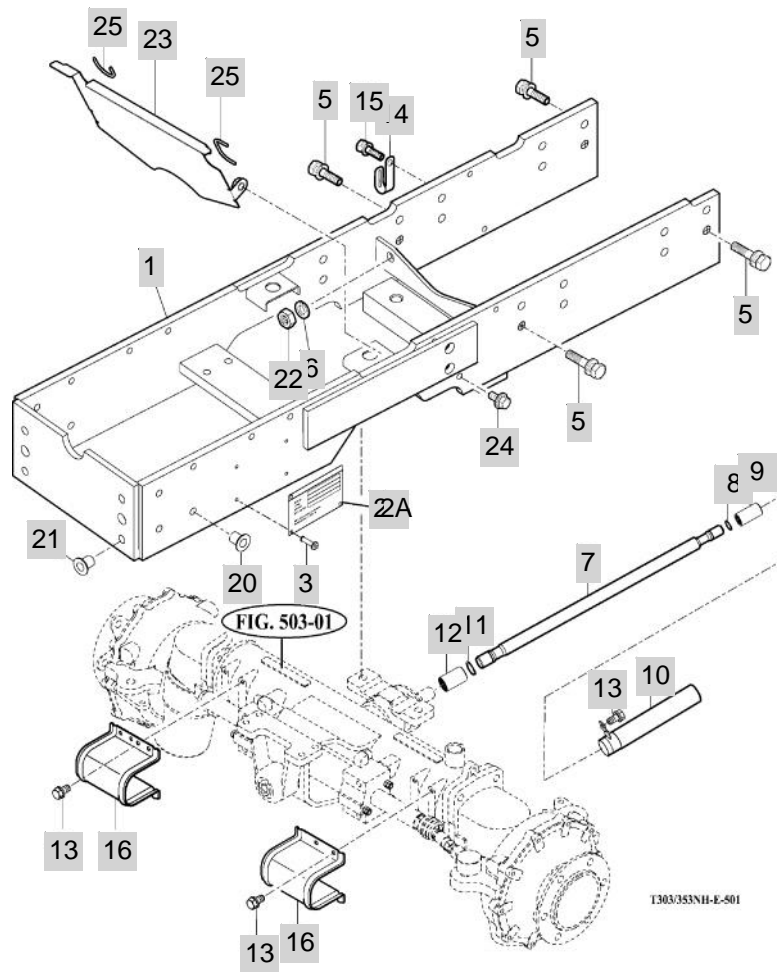
FIG 501

FRONT AXLE BRACKET

년/월
Year/Month

2020.07

T353NH



NOTE

FIG 502

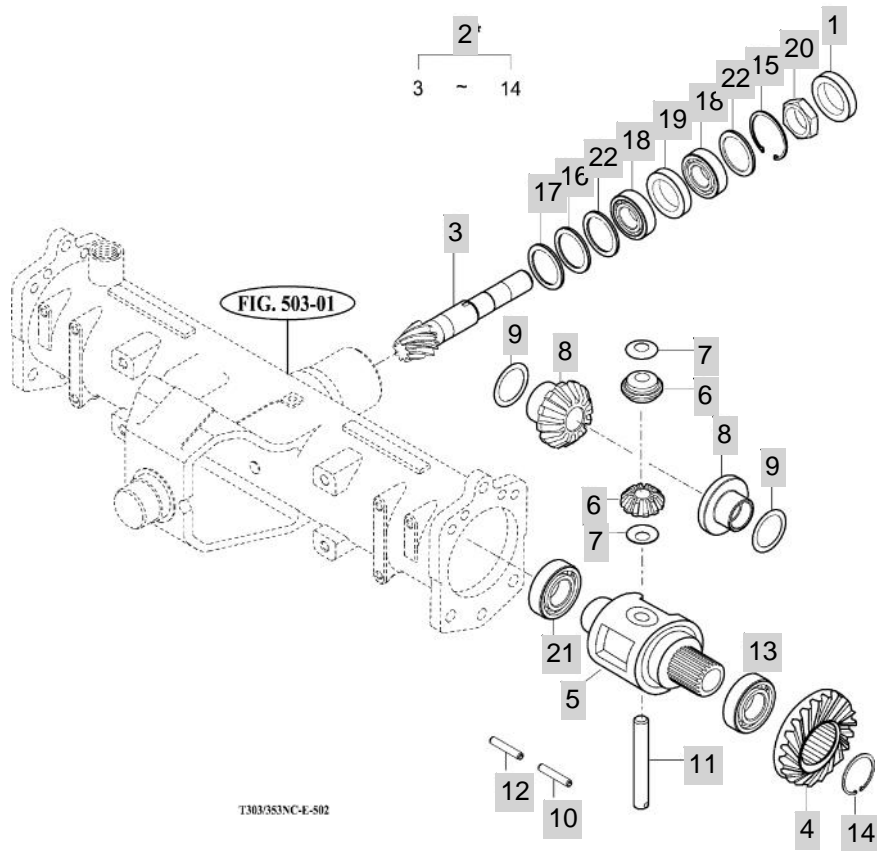
T353NH

FRONT DIFFERENTIAL GEARS

년/월
Year/Month

2020.07

* NOT SERVICED SEPARATELY



NOTE

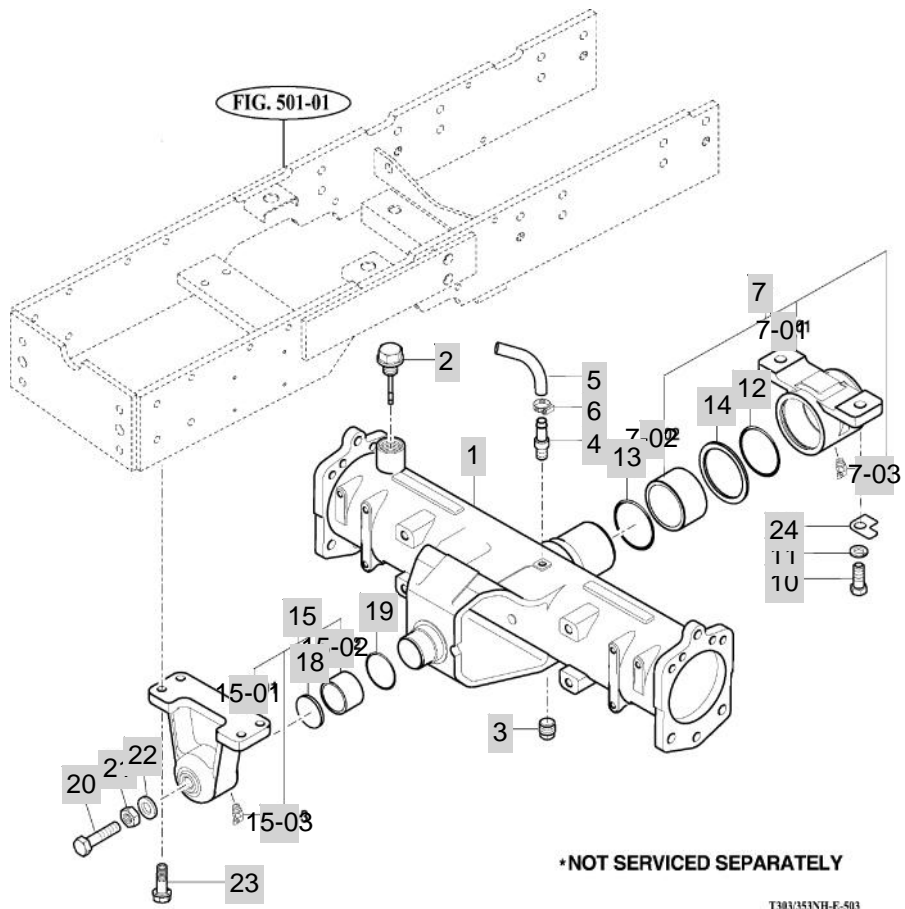
FIG 503

T353NH

FRONT AXLE HOUSING

년/월
Year/Month

2020.07



*NOT SERVICED SEPARATELY

T303/253NH-E-503

NOTE

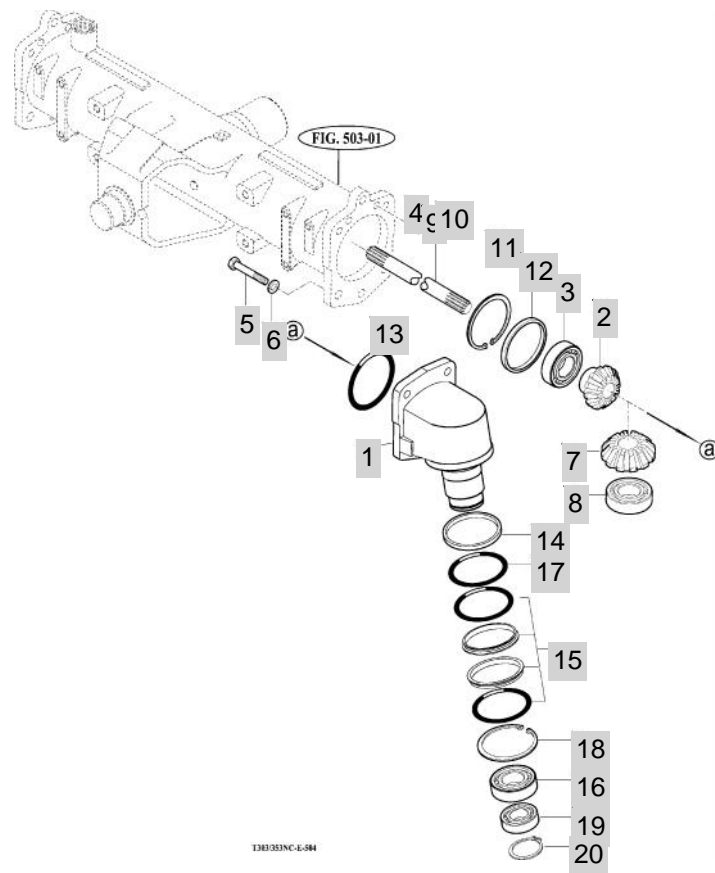
FIG 504

T353NH

FRONT GEAR CASE (1)

년/월
Year/Month

2020.07



NOTE

<p>FIG 504</p> <p>T353NH</p>	<p>FRONT GEAR CASE (1)</p>	<p>년/월 Year/Month</p> <p>2020.07</p>
-------------------------------------	-----------------------------------	--

KEY NO	PART NO	DESCRIPTION	SPEC	QTY	REPAIR	EFFECTIVE DATE	REMARKS
504	1	16704340010M	CASE , FINAL DRIVE(A)	1X1X1	2		
504	2	16704340020	GEAR , BEVEL 9		2		
504	3	V6041106208	BEARING , BALL/HL1	6208HL1	2		
504	4	V5201012020	PIN , PARALLEL/A	12X20	1		
504	5	V2024614090	BOLT , HEX FINE	M14X90	10		
504	6	V4011600140	WASHER , SPRING	M14	8	20080701	
504	7	16704340030	GEAR , BEVEL 16		2		
504	8	V6001106207	BEARING , BALL	6207	2		
504	9	16704130010	SHAFT , 480		1		
504	10	16704130020	SHAFT , 296		1		
504	11	V7051400800	C-RING , HOLE	80	2		
504	12	16704320030	COLLAR , 68X80X2		2		
504	13	V7231020110	O-RING , S	S110	2	B	
504	14	16704130080	HOUSING , SEAL	1X1X1	2		
504	15	16704340040	SEAL ASSY	1X1X1	2		
504	16	V6001106014	BEARING , BALL	6014	2		
504	17	V7231020115	O-RING	S115	2	B	
504	18	V7051400950	C-RING , HOLE	95	2		
504	19	V6001106012	BEARING , BALL	6012	2		
504	20	V7041400600	C-RING , SHAFT	60	2		

NOTE	
-------------	--

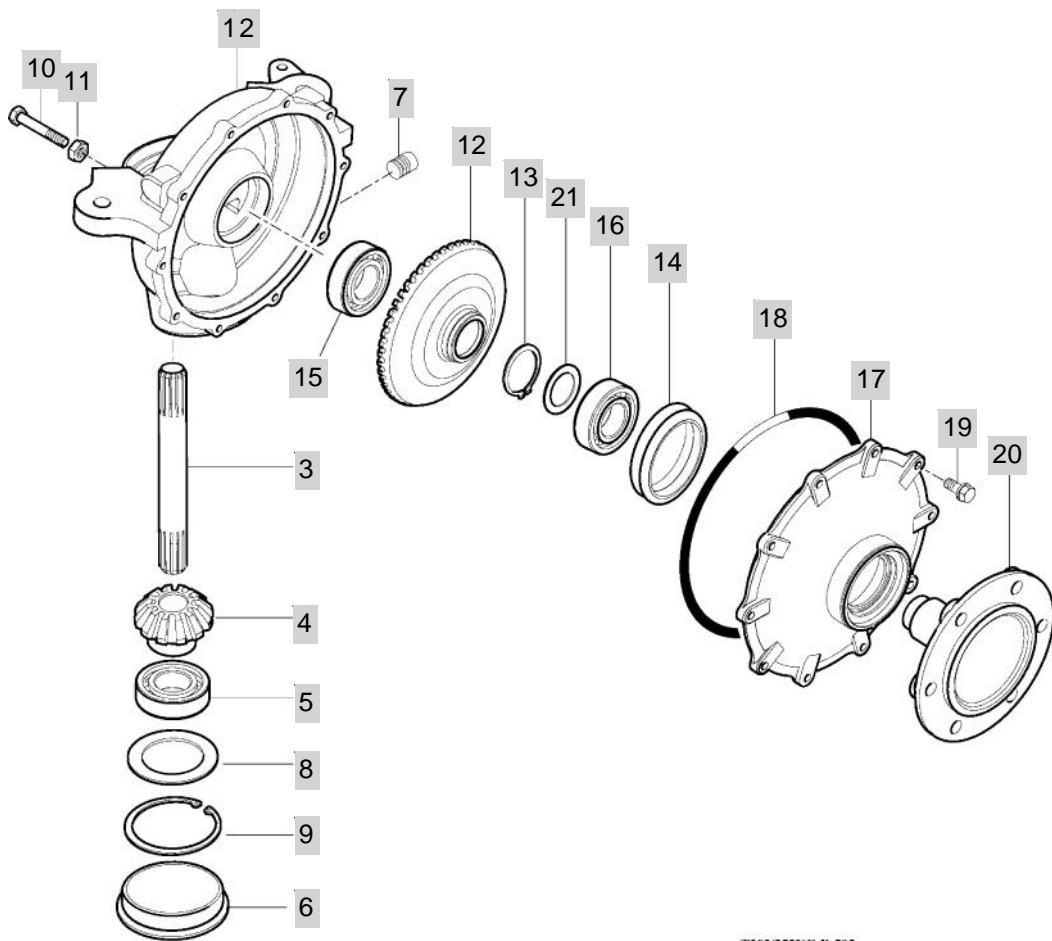
FIG 505

T353NH

FRONT GEAR CASE (2)

년/월
Year/Month

2020.07



T303/353NC-E-505

NOTE

6. HYDRAULICS & 3-POINT LINK PART NO. T353NH-E-C6

FIG 601 GEAR PUMP	137
FIG 602 CYLINDER CASE & LIFT ARM	139
FIG 603 CONTROL VALVE LINKAGE	141
FIG 604 POSITION LEVER LINKAGE	143
FIG 605 HYDRAULIC PIPE (1)	145
FIG 605A HYDRAULIC PIPE (1)	147
FIG 606 HYDRAULIC PIPE (2)	149
FIG 607 EXTERIOR HYD. VALVE	151
FIG 608 HITCH & 3-POINT LINKAGE	153
FIG 609 HITCH & COVER	156
FIG 609A HITCH & COVER	158

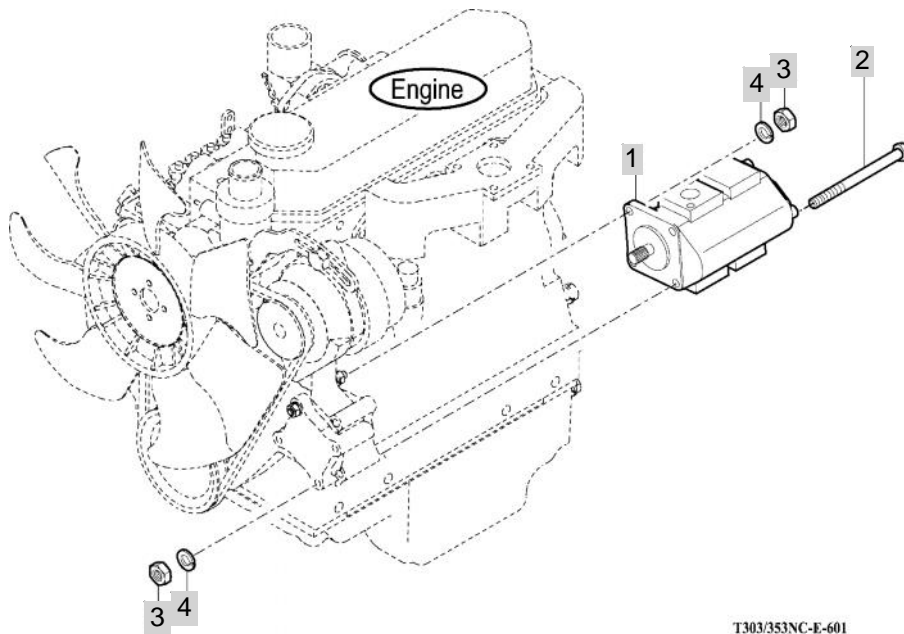
FIG 601

T353NH

GEAR PUMP

년/월
Year/Month

2020.07



T303/353NC-E-601

NOTE

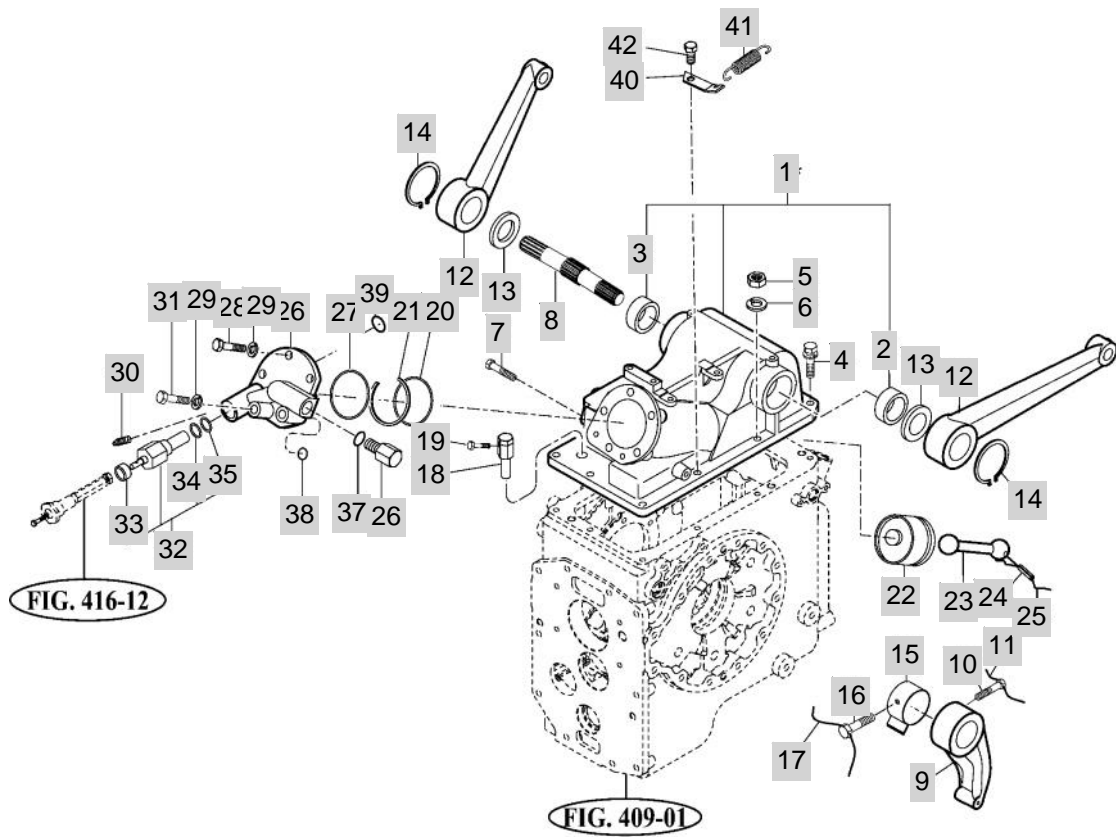
FIG 602

T353NH

CYLINDER CASE & LIFT ARM

년/월
Year/Month

2020.07



*NOT SERVICED SEPARATELY

T335/T331NHGBJ-E-002

NOTE

FIG 602		CYLINDER CASE & LIFT ARM					년/월 Year/Month	
T353NH							2020.07	
KEY NO	PART NO	DESCRIPTION	SPEC	QTY	REPAIR	EFFECTIVE DATE	REMARKS	
602	1	14725003000	CASE SUB , CYLINDER	1X1X1	1			
602	2	14445010020	BUSH , 45X50X42		1			
602	3	14445010030	BUSH , 50X55X42		1			
602	4	V2173610030	BOLT , HEX/S	M10X30	5			
602	5	V3003600100	NUT , HEX/1	M10	4			
602	6	V4011600100	WASHER , SPRING	M10	1	20081001		
602	7	V7801000002	PLUG , HEX-SOCKET	R1/8	1			
602	8	14445020011	SHAFT , LIFT		1			
602	9	14485020030	CRANK , LIFT	1X1X1	1			
602	10	14032090060	BOLT , M8X20	육각 B=12	1			
602	11	V5901012280	WIRE , STEEL	1.2X280	1			
602	12	14445022010	ARM , LIFT		2			
602	13	14445010041	SEAL , OIL	KC45554	2			
602	14	V7041400450	C-RING , SHAFT	45	2			
602	15	14445022100	BOSS COMP , POSITION	1X1X1	1			
602	16	14032090060	BOLT , M8X20	육각 B=12	1			
602	17	V5901012250	WIRE , STEEL	1.2X250	1			
602	18	17994360221	CONNECTOR		1	20120622		
602	19	14575010040	BOLT , BREATHER	1X1X1	0	20120622		
602	20	13005030070	O-RING , P65	P65	1			
602	21	13005030060	BACKUP RING	P65	1			
602	22	14445030012M	PISTON		1			
602	23	14445030020	ROD	1X1X1	1			
602	24	V5801408050	PIN , SPRING	8X50	1			
602	25	V5901012170	WIRE , STEEL	1.2X170	1			
602	26	14575030010M	HEAD , CYLINDER		1			
602	27	V7211131070	O-RING , G	G70	1	B		
602	28	V2013612030	BOLT , HEX	M12X30	3			
602	29	V4011600120	WASHER , SPRING	M12	4	20090429		
602	30	V7801000002	PLUG , HEX-SOCKET	R1/8	1			
602	31	V2013612060	BOLT , HEX	M12X60	2			
602	32	15640040001	VALVE , SUB FLOW CONTROL	FVM2-002-010	1			
602	33	K2310040070	SEAL , DUST	DKH11217	1			
602	34	V7201124022	O-RING , P	P22	1			
602	35	V7201124016	O-RING , P	P16	1			
602	36	14445030060	PLUG , M22	육각B=30	1			
602	37	V7201124020	O-RING , P	P20	1			
602	38	V7201124012	O-RING , P	P12	1			
602	39	V7201124022	O-RING , P	P22	1			
602	40	14723190040	PLATE , DIFF LOCK SPRING	1X1X1	1			
602	41	14723190031	SPRING , DIFF LOCK	D=2.3	1			
602	42	V2173610035	BOLT , HEX/S	M10X35	7	20081201		
NOTE								

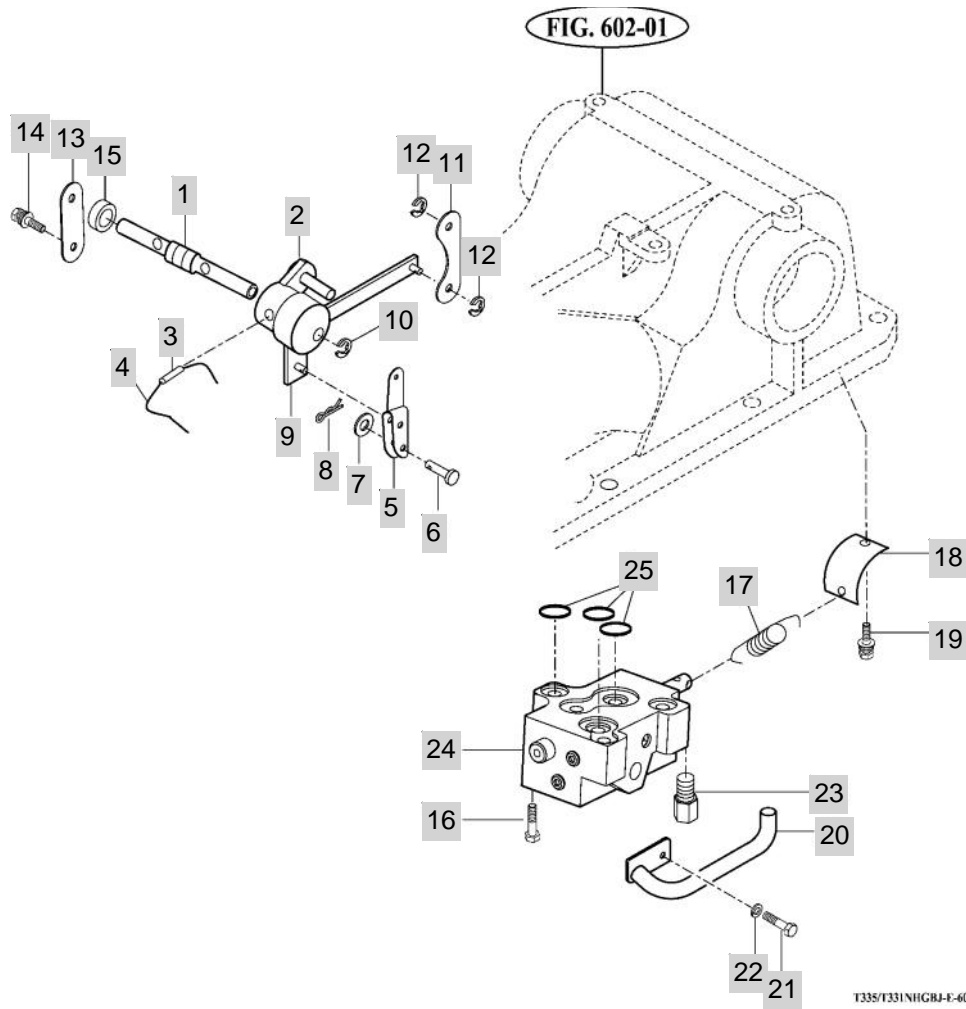
FIG 603

T353NH

CONTROL VALVE LINKAGE

년/월
Year/Month

2020.07



T335/T331NHGRJ-F-603

NOTE

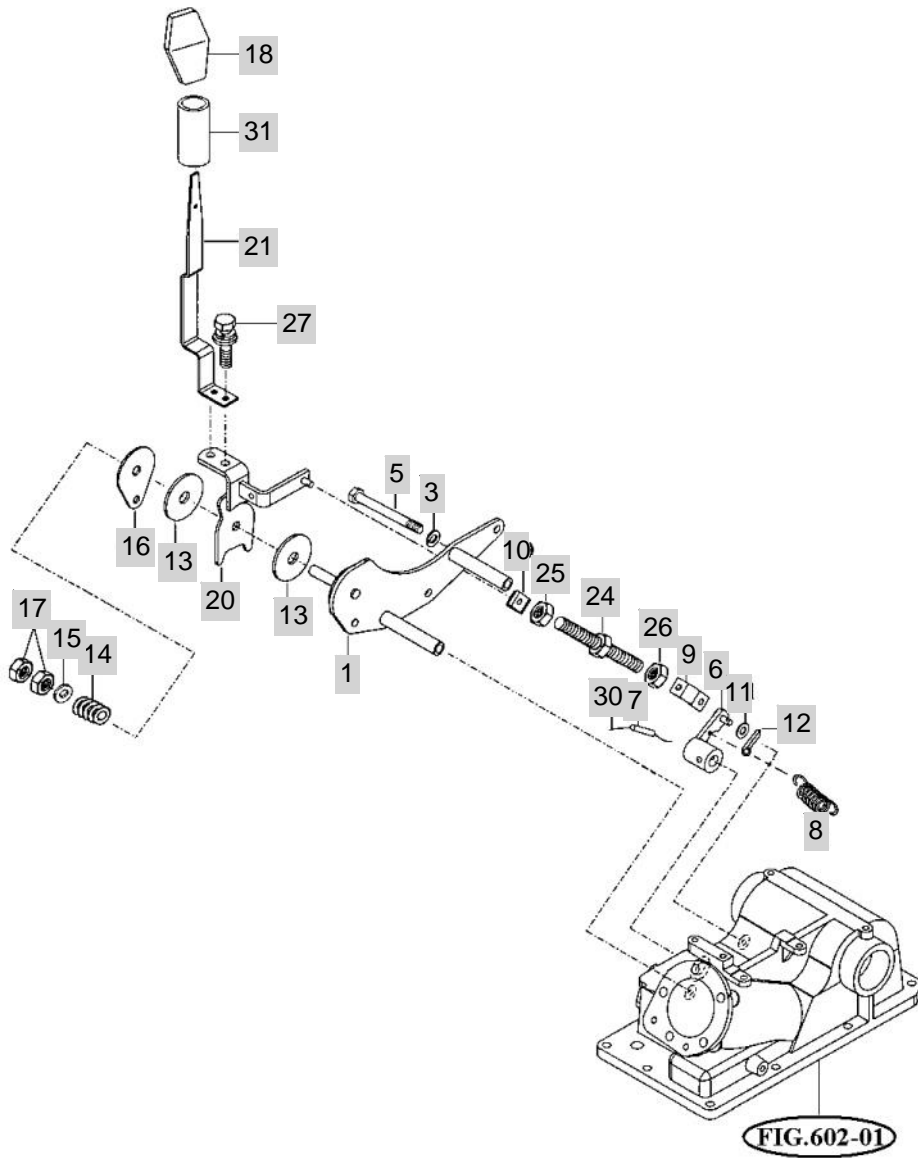
FIG 604

T353NH

POSITION LEVER LINKAGE

년/월
Year/Month

2020.07



NOTE

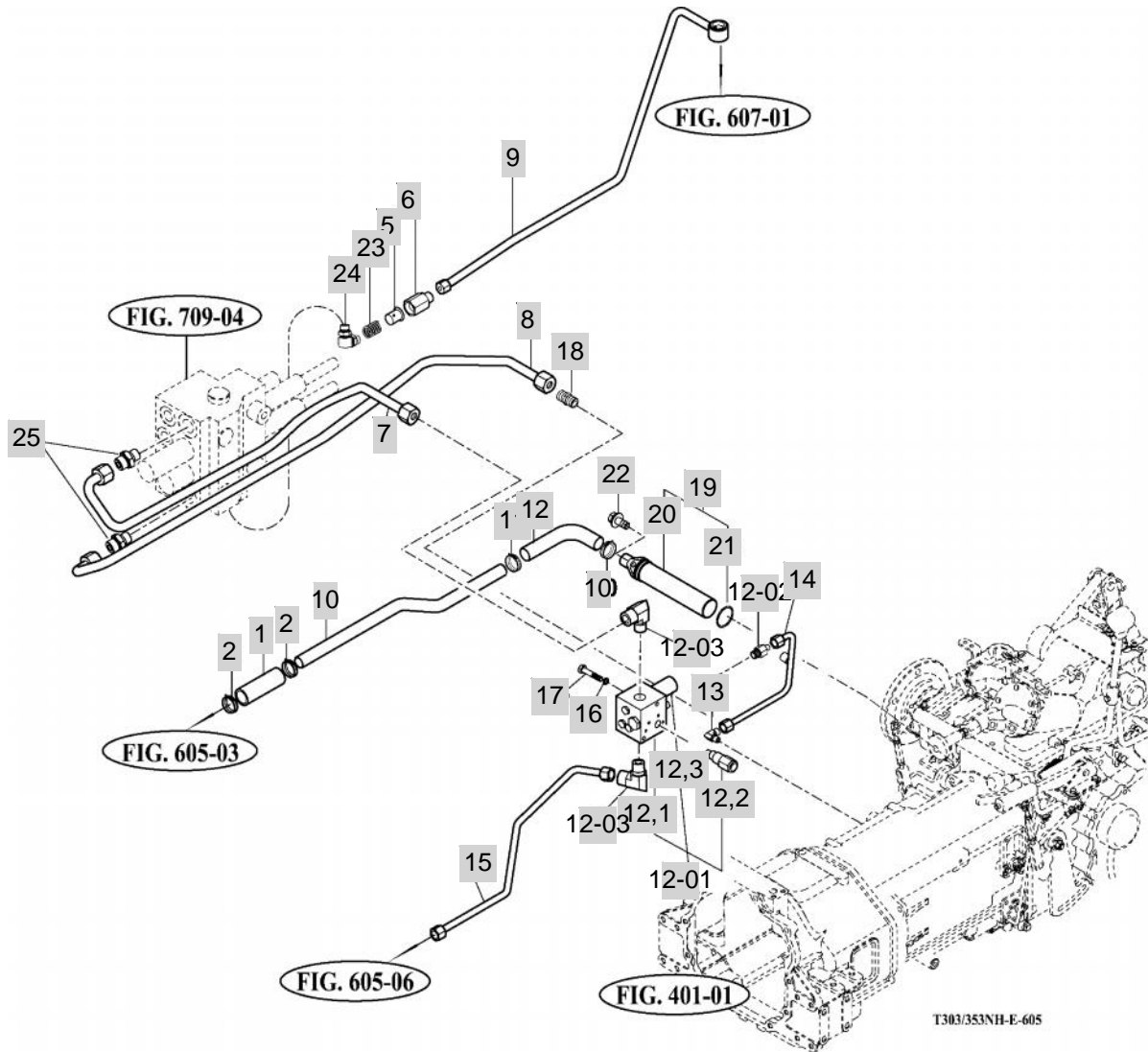
FIG 605

T353NH

HYDRAULIC PIPE (1)

년/월
Year/Month

2020.07



T303/353NH-E-605

NOTE

FIG 605 T353NH	HYDRAULIC PIPE (1)	년/월 Year/Month
		2020.07

KEY NO	PART NO	DESCRIPTION	SPEC	QTY	REPAIR	EFFECTIVE DATE	REMARKS
605	1	14575100010	HOSE , 26X34X100				
605	2	14445100080	CLAMP , HOSE				
605	4	12305180020	FILTER , 80 MESH			20101126	
605	5	14585100030	ADAPTER , M18XP1.5 PF1/2				
605	6	13025134500	PIPE COMP , TANK				
605	7	13025134400	PIPE COMP , PUMP				
605	8	13025134601	PIPE COMP , DELIVERY			20100608	
605	9	14725102102	PIPE COMP , RR SUCTION IN				
605	10	14445100080	CLAMP , HOSE				
605	11	14725100020	HOSE				
605	12	14835182000	VALVE ASSY , PTO				
605	12-01	14835182100	.VALVE , PTO		C		
605	12-02	15640090001	VALVE ASSY , RELIEF				
605	12-03	14725182210	SOLENOID COIL				
605	13	14444080062	CONNECTOR				
605	14	13155110030	ELBOW , 3/4-16UNF , M18				
605	15	15615180013	CONNECTOR				
605	16	14725104201	PIPE COMP , PTO				
605	17	14725104702	PIPE COMP , RR DELIVERY			20080521	
605	18	V4011600100	WASHER , SPRING			20081001	
605	19	V2013608090	BOLT , HEX				
605	20	16994080061	UNION , PT3/8 M18				
605	21	16705105000	FILTER ASSY , SUCTION				
605	22	16705104900	FILTER COMP , SUCTION				
605	23	V7211031045	O-RING , G				
605	24	V2183610025	BOLT , HEX/SP				
605	25	17995010210	SPRING			20101126	
605	26	13025100060	ELBOW PF1/2			20080220	
605	27	13025100020	UNION , M18,PF1/2				

NOTE	
-------------	--

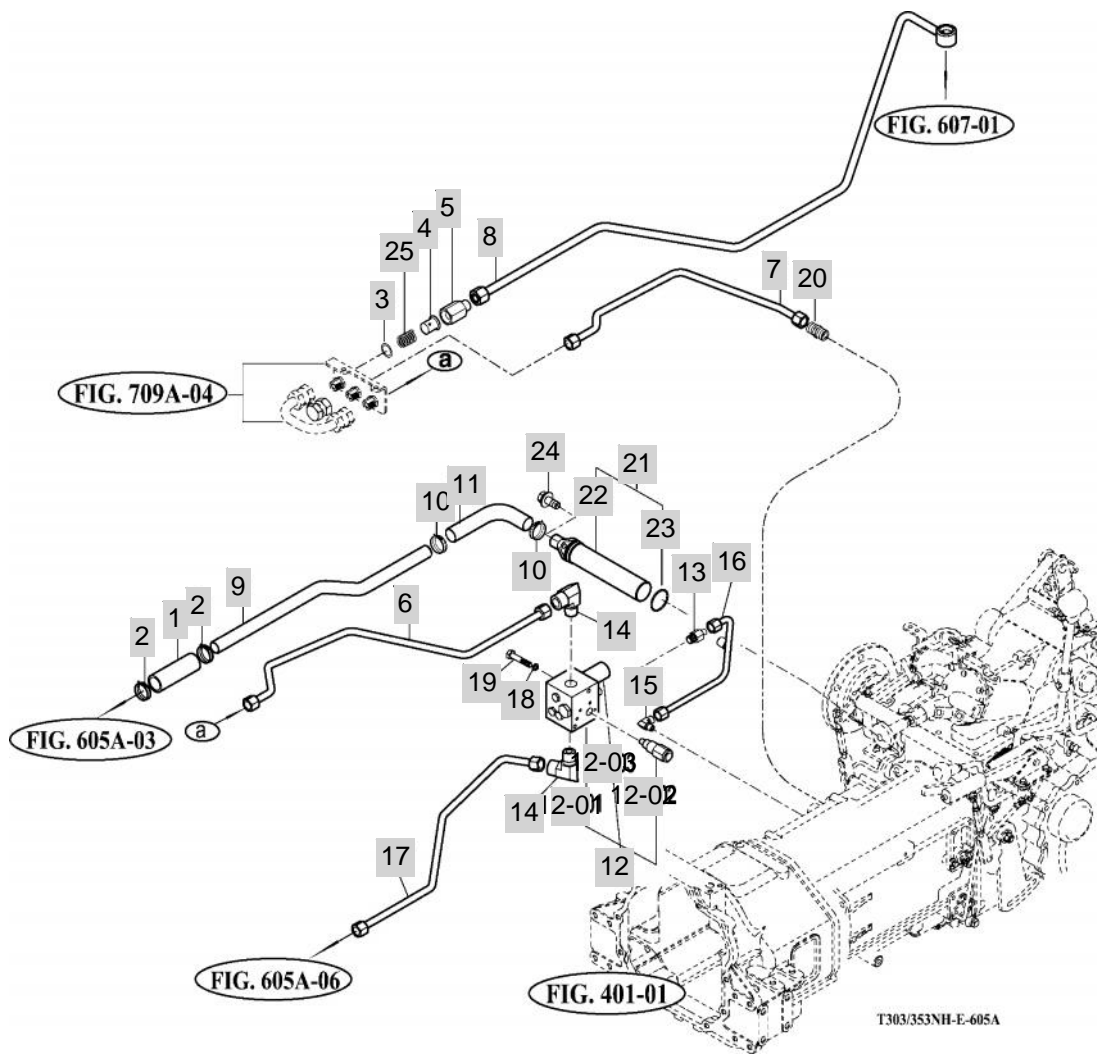
FIG 605A

T353NH

HYDRAULIC PIPE (1)

년/월
Year/Month

2020.07



NOTE

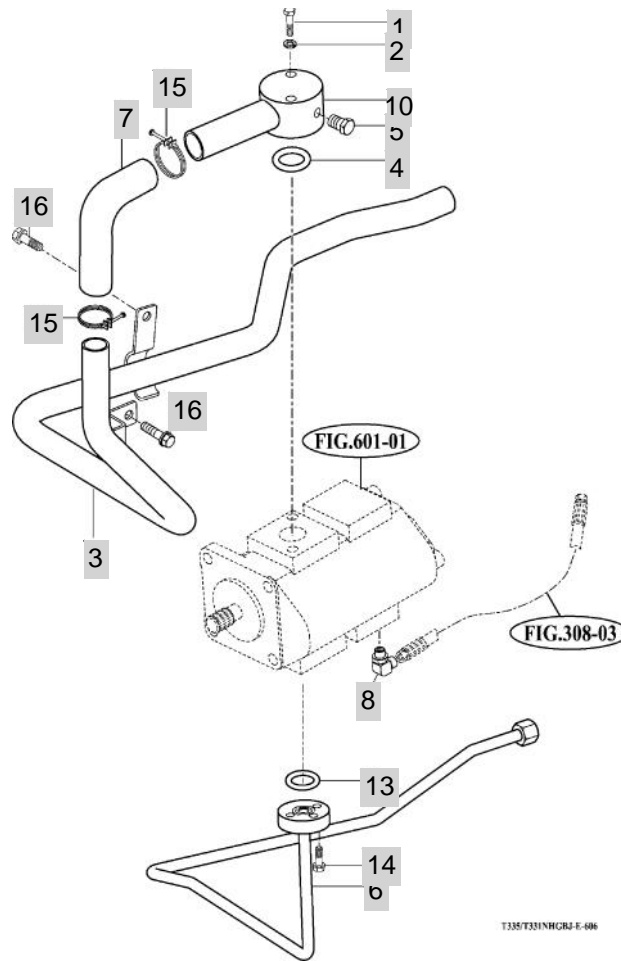
FIG 606

T353NH

HYDRAULIC PIPE (2)

년/월
Year/Month

2020.07



NOTE

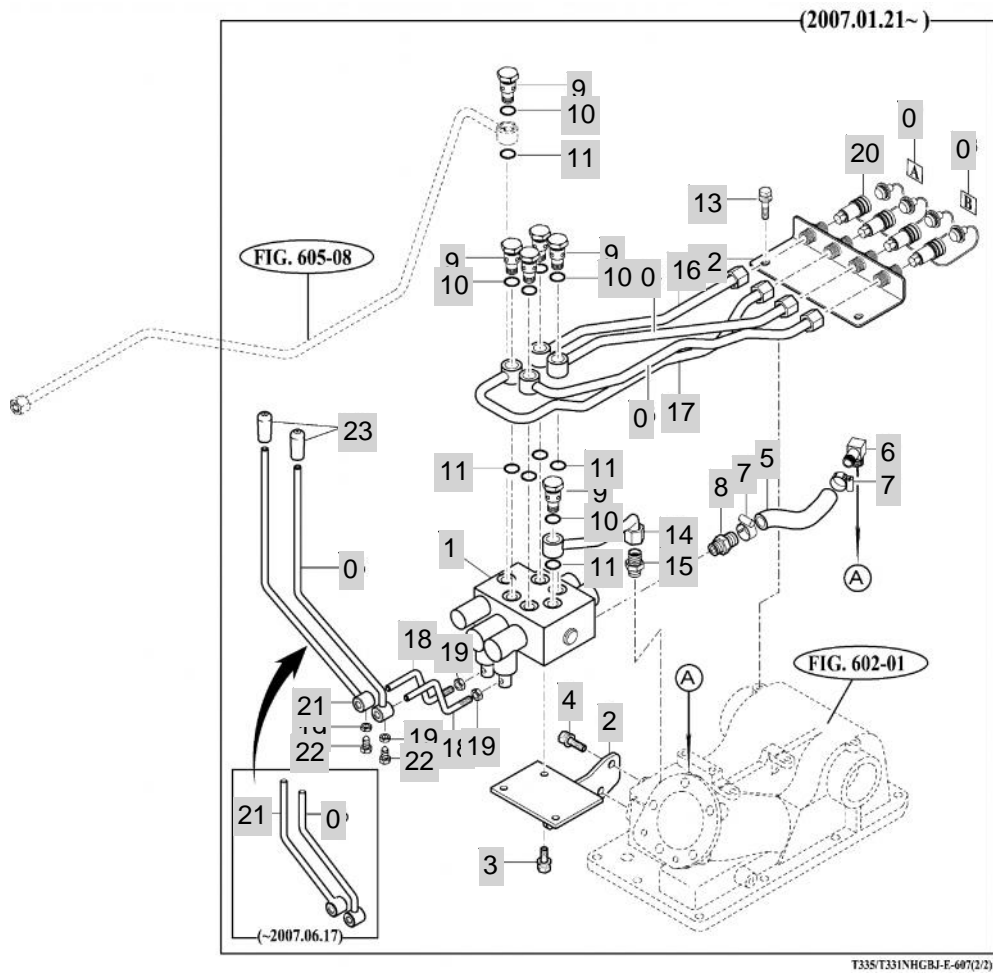
FIG 607

T353NH

EXTERIOR HYD. VALVE

년/월
Year/Month

2020.07



NOTE

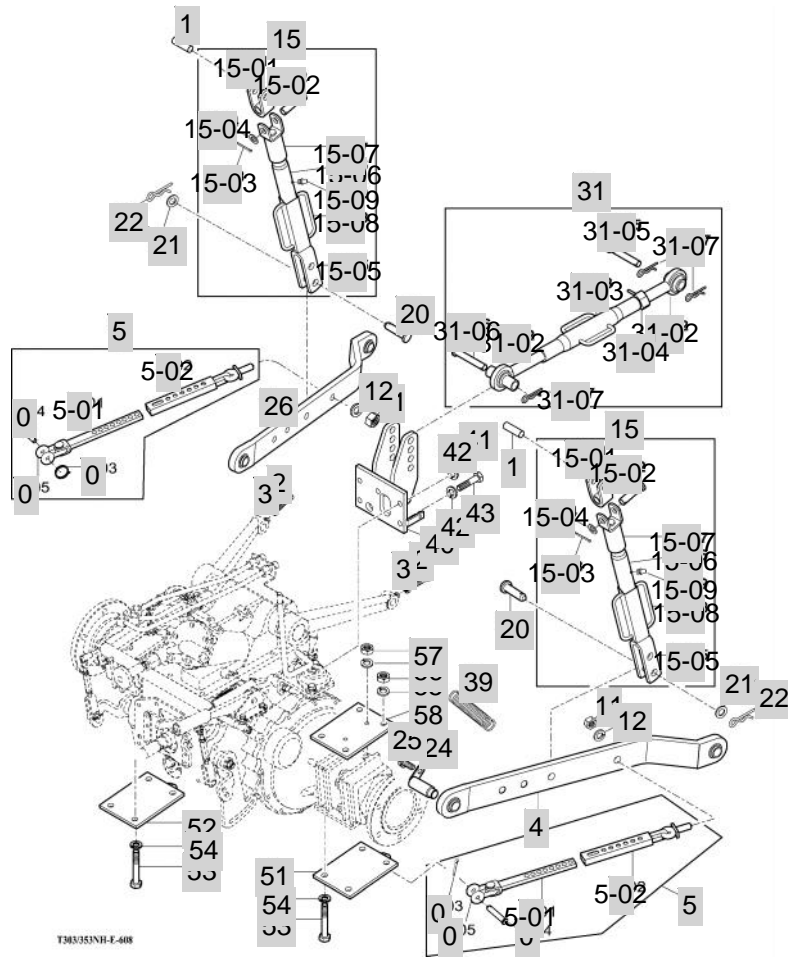
FIG 608

T353NH

HITCH & 3-POINT LINKAGE

년/월
Year/Month

2020.07



NOTE

FIG 608		HITCH & 3-POINT LINKAGE					년/월 Year/Month		
							2020.07		
T353NH		KEY NO	PART NO	DESCRIPTION	SPEC	QTY	REPAIR	EFFECTIVE DATE	REMARKS
608	1	14445020021	ARM , LIFT ARM	D=19	2				
608	2	14045020130	BOLT , M8x25	육각 B=12	2				
608	3	V3022600080	NUT , HEX/3	M8	2				
608	4	14895142300GB	LINK COMP , LH LOWER	1X1X1	1				
608	5	16705142501	CHAIN ASSY , CHECK	1X1X1	1			20110603	
608	5-01	13015142520	BAR COMP , CHECK	1X1X1	2				
608	5-02	13015142510	SOCKET COMP , CHECK	1X1X1	2				
608	10	13015142530	SHACKLE , CHECK CHAIN	1X1X1	2				
608	11	V3013600160	NUT , HEX/2	M16	1			20040101	
608	12	V4011600160	WASHER , SPRING	M16	0			20090323	
608	13	79636110030	PIN , 12X48	D=12	1			20040101	
608	14	V5001930020	PIN , SPLIT	3X20	1			20040101	
608	15	14895143801GB	ROD ASSY , LIFT	1X1X1	2			20071008	
608	15-01	14585143820	JOINT	1X1X1	1			20040101	
608	15-02	14585142840	PIN , 19X62	D=16	1			20040101	
608	15-03	V5001930030	PIN , SPLIT	3X30	1			20040101	
608	15-04	13016400010	SEAL , BATTERY BRACKET	T=0.25	1			20111130	
608	15-05	14725143811	FORK COMP , LOW	38X12T	1			20040101	
608	15-06	14895143820	TURNBUCKLE COMP	1X1X1	1			20071008	
608	15-07	14895143830	FORK COMP , UPR	38X6T	2			20071008	
608	15-08	14895143840	HANDLE COMP	38X6T	1			20071008	
608	15-09	V7601500000	NIPPLE , GREASE/A-M6F	A-M6F, P=1.0	2			20121129	
608	20	79636130050	PIN , 16X60	D=16	1			20040101	
608	21	13016400010	SEAL , BATTERY BRACKET	T=0.25	1			20111130	
608	22	13059310030	PIN	D=2.3	1			20060609	
608	23	V3023600240	NUT , HEX/3	M24	1			20040101	
608	24	14725142202	PIN COMP , LOWER LINK		2				
608	25	V2173610020	BOLT , HEX/S	M10X20	2				
608	26	14895143300GB	LINK COMP , RH LOWER	1X1X1	1				
608	31	16505245500GB	LINK ASSY , TOP LINK	1X1X1	1			20090122	
608	31-01	16505245510	LINK COMP , RH TOP LINK	1X1X1	1				
608	31-02	16505245520	LINK COMP , LH TOP LINK	1X1X1	1				
608	31-03	14555140250	TURNBUCKLE COMP	1X1X1	1			20120213	
608	31-04	16505245530	NUT , HEX	1X1X1	1				
608	31-05	15645220020	PIN , 19X95	D=19	1			20110321	
608	31-06	15645220011	PIN , 19X86	D=19	0			20101126	
608	31-07	14445140051	PIN , 19	D=4.5	3			20110321	
608	39	15605114010	LINK , SPRING	D=1.8	1				
608	40	14723172001GB	BRACKET COMP , TOP LINK	1X1X1	1				
608	41	V3043600140	NUT , HEX/2	M14	2			20080701	
608	42	V4011600140	WASHER , SPRING	M14	8			20080701	
608	43	V2013614030	BOLT , HEX	M14X30	3				
608	51	14725142000GB	BRACKET COMP , LH CHECK	1X1X1	1				
608	52	14725142100GB	BRACKET COMP , RH CHECK	1X1X1	1				
608	53	V2013614175	BOLT , HEX	M14X175	8				
NOTE									

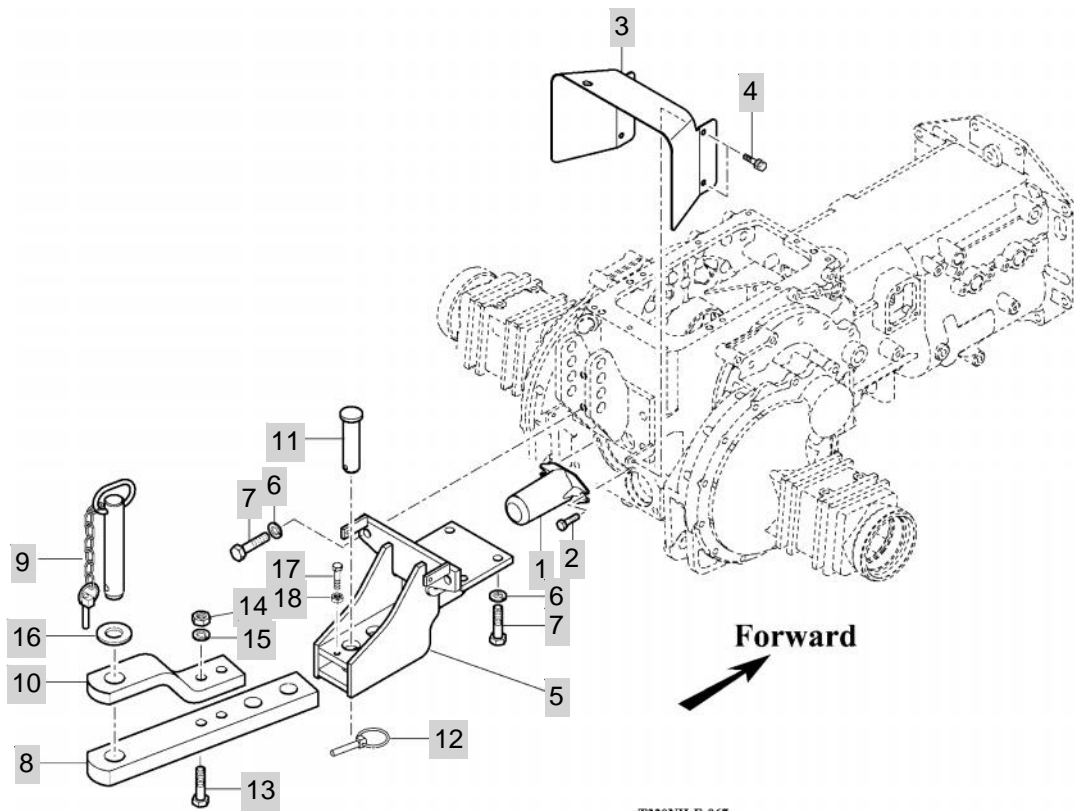
FIG 609

HITCH & COVER

년/월
Year/Month

2020.07

T353NH



T330NH-E-067

NOTE

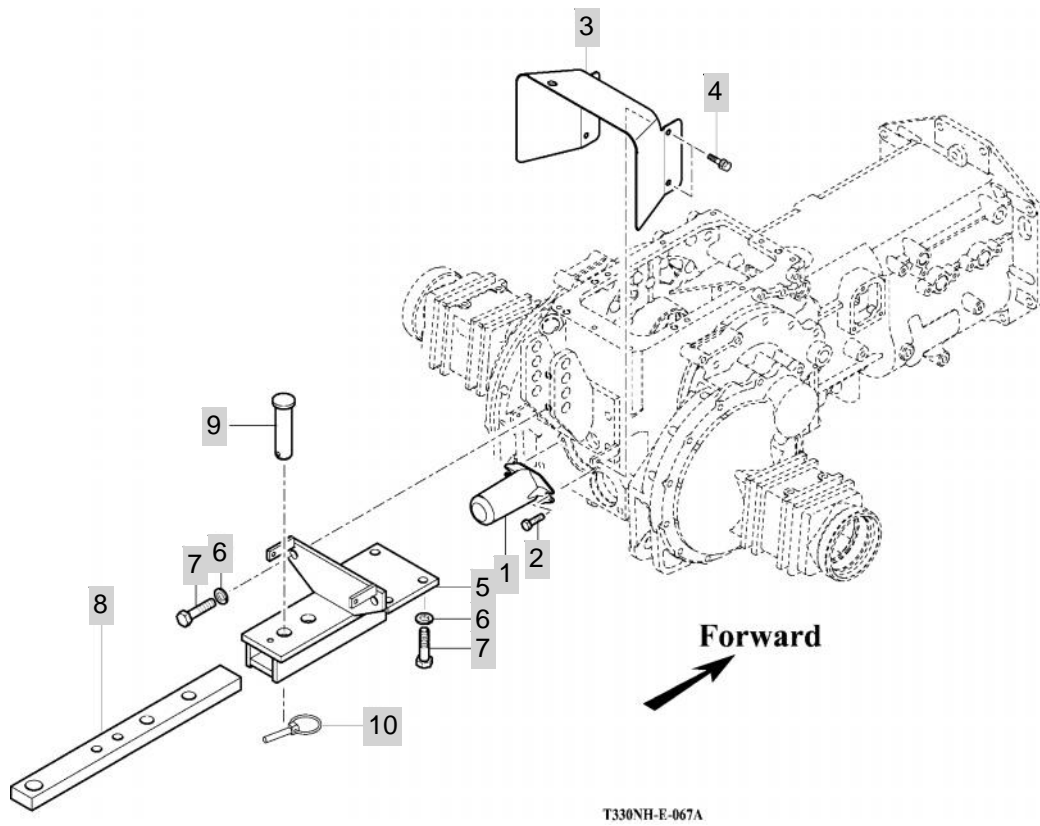
FIG 609A

HITCH & COVER

년/월
Year/Month

2020.07

T353NH



NOTE

7. SHEET METAL & ROPS PART NO. T353NH-E-C7

FIG 701 BONNET (1)	161
FIG 702 BONNET (2)	163
FIG 704 FENDER, REAR FRAME & MUDGUARD	165
FIG 704A FENDER, REAR FRAME & MUDGUARD	168
FIG 705 ROPS	171
FIG 706 DASHPANEL	173
FIG 707 FLOOR	175
FIG 708 SEAT	177
FIG 709 FLOOR MOUNTING	179
FIG 709A FLOOR MOUNTING	181
FIG 710 FRONT & REAR MOUNTING	183
FIG 711 SEAL FLOOR & CABIN	185
FIG 712 CAB FRAME & DOOR	187
FIG 713 FRONT GLASS	189
FIG 714 SIDE & REAR GLASS	191
FIG 715 ROOF	193
FIG 716 HEATER	195
FIG 717 ROOF	197

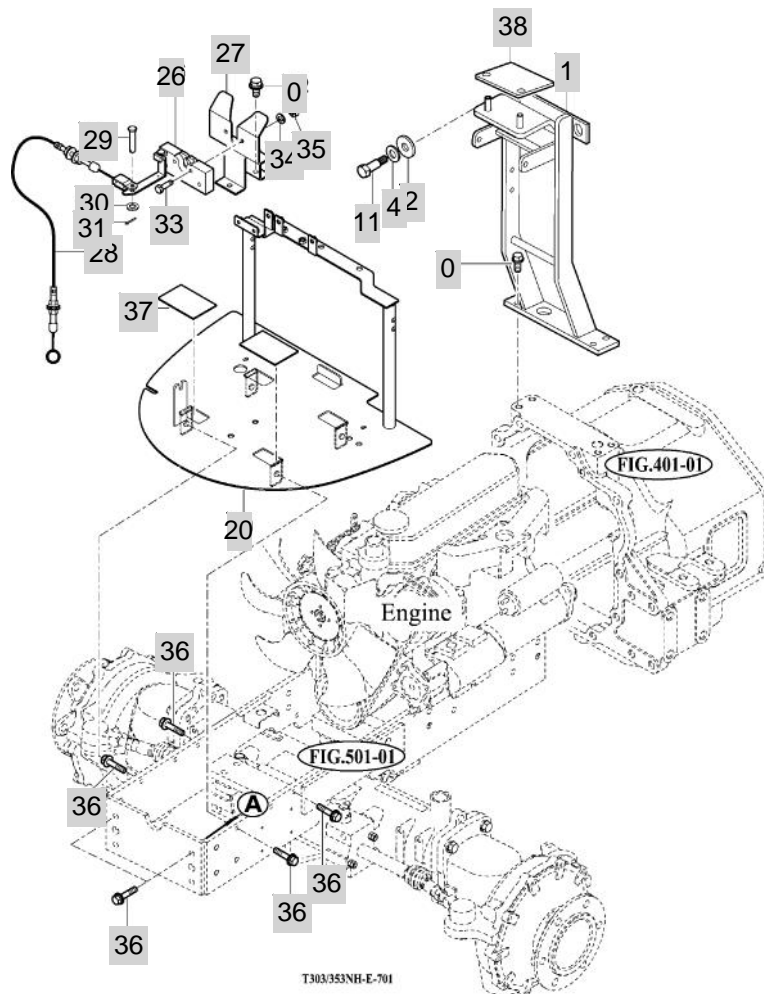
FIG 701

T353NH

BONNET (1)

년/월
Year/Month

2020.07



NOTE

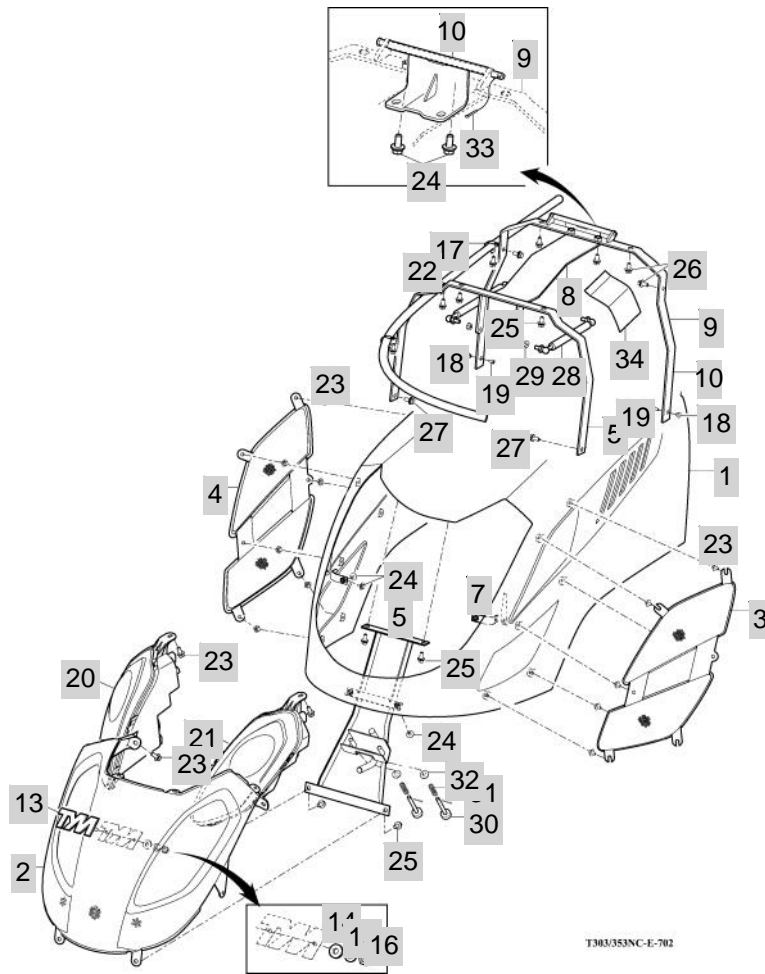
FIG 702

T353NH

BONNET (2)

년/월
Year/Month

2020.07



NOTE

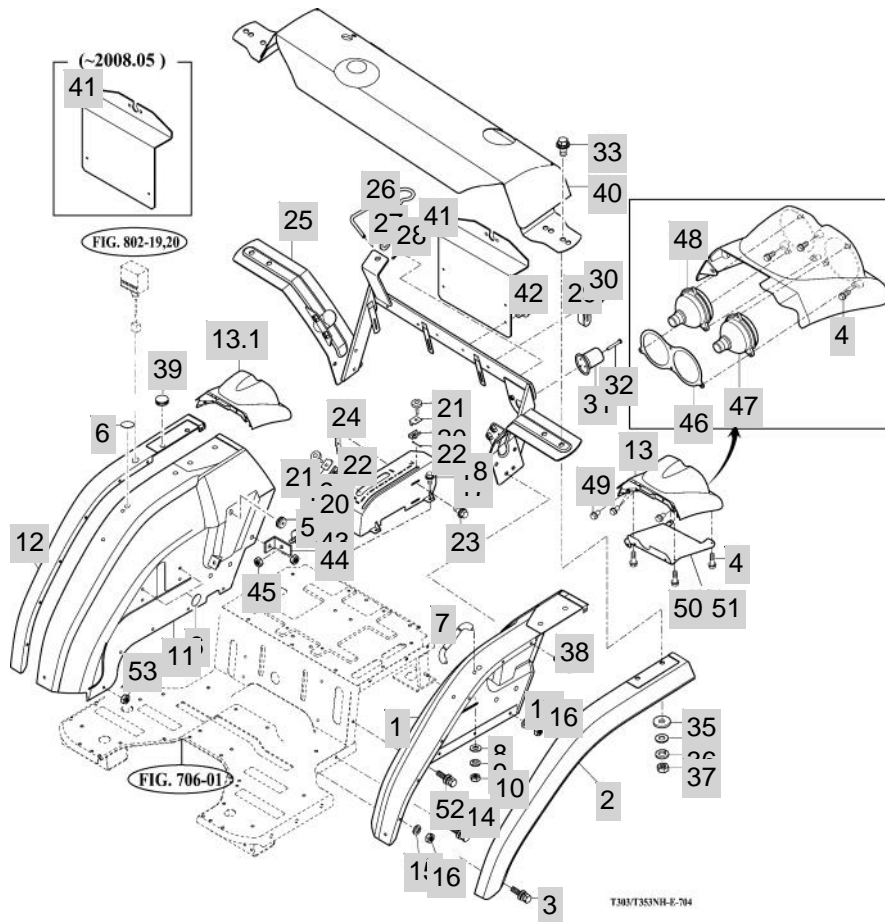
FIG 704

FENDER, REAR FRAME & MUDGUARD

T353NH

년/월
Year/Month

2020.07



NOTE

FIG 704		FENDER, REAR FRAME & MUDGUARD					년/월 Year/Month		
							2020.07		
T353NH		KEY NO	PART NO	DESCRIPTION	SPEC	QTY	REPAIR	EFFECTIVE DATE	REMARKS
704	1	14726063502SR	FENDER COMP , LH	1X1X1	1				
704	2	13606060041	FENDER , LH	1X1X1	1			20080220	
704	3	V2193606016	BOLT , HEX/SPL	M6X16	5			20120710	
704	4	V2123606012	BOLT , HEX /SP	M6X12	2			20040401	
704	5	21325010020	GROMMET	1X1X1	2				
704	6	16606070031	CAP , 9		6				
704	7	14726071100	GRIP COMP	1X1X1	0			20080825	
704	8	V4111600100	WASHER , PLAIN	M10	0			20081201	
704	9	V4011600100	WASHER , SPRING	M10	1			20081001	
704	10	V3043600100	NUT , HEX/2	M10	2			20080220	
704	11	14726063602SR	FENDER COMP , RH	1X1X1	1				
704	12	13026060050	FENDER , RH	1X1X1	1			20080825	
704	13	13016060020	COVER ,LH RR LAMP	1X1X1	1				
704	13.1	13016060030	COVER , RH RR LAMP	1X1X1	1				
704	14	V2205408016	BOLT .HEX/R	M8X16	4			20071207	
704	15	V4011600100	WASHER , SPRING	M10	1			20081001	
704	16	V2183608020	BOLT , HEX/SP	M8X20	4			20081201	
704	17	V2205408016	BOLT .HEX/R	M8X16	4			20071207	
704	18	14886080010	GUIDE , LEVER	T=2.5	1				
704	19	15606092014	PLATE	T=1.6	2				
704	20	15606092103	PLATE COMP	1.1X3.0X3.9	2				
704	21	15186070020	BOLT , KNOB M8X31	3.4X3.4X4.4	2			20060214	
704	22	V5001920020	PIN , SPLIT	2X20	1			20040501	
704	23	V2193606016	BOLT , HEX/SPL	M6X16	5			20120710	
704	24	14576092101GB	STAY COMP , PLATE	1X1X1	1				
704	25	14737035401SR	FRAME COMP , RR FUEL TANK	1X1X1	1			20080220	
704	26	14885251100	HOOK , TOPLINK	D=5	1			20120105	
704	27	V4111600060	WASHER , PLAIN	M6	0			20081201	
704	28	V5001920015	PIN , SPLIT	2X15	1			20081001	
704	29	37371720090	CLAMP , W/HARNESS		0			20100211	
704	30	V2123606012	BOLT , HEX /SP	M6X12	2			20040401	
704	31	16997028201	SOCKET ASSY , TRAILER		1			20111130	
704	32	V1112605030	SCREW , C/R PAN	M5X30	3			20070809	
704	33	V2173612040	BOLT , HEX/S	M12X40	12			20090429	
704	34	V4111600120	WASHER , PLAIN	M12	2			20050901	
704	35	36217020030	WASHER , PULLEY	T=4.5	4				
704	36	V4011600120	WASHER , SPRING	M12	4			20090429	
704	37	V3043600120	NUT , HEX/2	M12	3			20090408	
704	38	V2205408016	BOLT .HEX/R	M8X16	4			20071207	
704	39	13016400010	SEAL , BATTERY BRACKET	T=0.25	1			20111130	
704	40	14777036302SR	COVER COMP , TANK (PNT)	1X1X1	1				
704	41	13607010012GB	NUMBER PLATE	1X1X1	1			20071101	
704	42	V2183608016	BOLT , HEX/SP	M8X16	0			20081224	
704	43	13606571000	REAR REFLECTOR	1X1X1	2				
704	44	13606630010GB	PLATE	1X1X1	2				
NOTE									

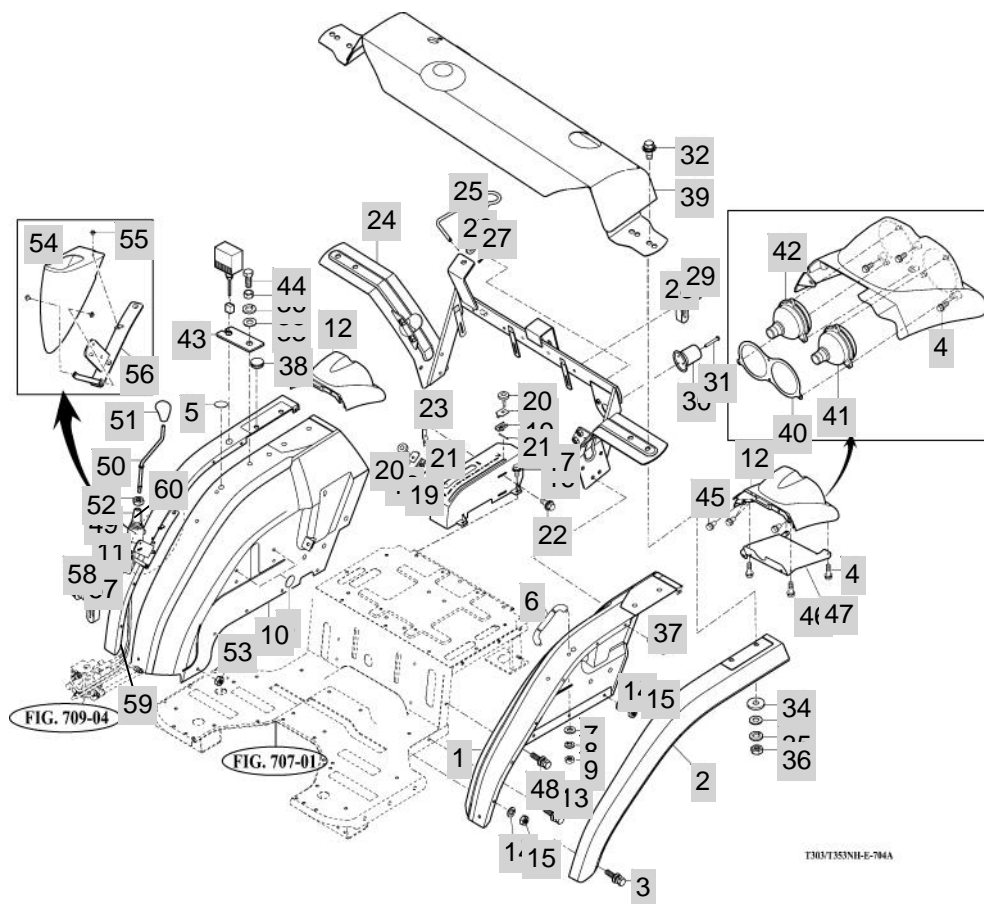
FIG 704A

FENDER, REAR FRAME & MUDGUARD

년/월
Year/Month

2020.07

T353NH



T30/T353NH-E-704A

NOTE

FIG 704A		FENDER, REAR FRAME & MUDGUARD					년/월 Year/Month		
							2020.07		
T353NH		KEY NO	PART NO	DESCRIPTION	SPEC	QTY	REPAIR	EFFECTIVE DATE	REMARKS
704A	1	14726063502SR	FENDER COMP , LH	1X1X1	1				
704A	2	13606060041	FENDER , LH	1X1X1	1			20080220	
704A	3	V2193606016	BOLT , HEX/SPL	M6X16	5			20120710	
704A	4	V2123606012	BOLT , HEX /SP	M6X12	2			20040401	
704A	5	16606070031	CAP , 9		6				
704A	6	14726071100	GRIP COMP	1X1X1	0			20080825	
704A	7	V4111600100	WASHER , PLAIN	M10	0			20081201	
704A	8	V4011600100	WASHER , SPRING	M10	1			20081001	
704A	9	V3043600100	NUT , HEX/2	M10	2			20080220	
704A	10	14726063602SR	FENDER COMP , RH	1X1X1	1				
704A	11	13026060021	FENDER , RH MUD GUIDE	T=3.5	1				
704A	12	13016060020	COVER ,LH RR LAMP	1X1X1	1				
704A	13	V2205408016	BOLT .HEX/R	M8X16	4			20071207	
704A	14	V4011600100	WASHER , SPRING	M10	1			20081001	
704A	15	V2183608020	BOLT , HEX/SP	M8X20	4			20081201	
704A	16	V2205408016	BOLT .HEX/R	M8X16	4			20071207	
704A	17	14886080010	GUIDE , LEVER	T=2.5	1				
704A	18	15606092014	PLATE	T=1.6	2				
704A	19	15606092103	PLATE COMP	1.1X3.0X3.9	2				
704A	20	15186070020	BOLT , KNOB M8X31	3.4X3.4X4.4	2			20060214	
704A	21	V5001920020	PIN , SPLIT	2X20	1			20040501	
704A	22	V2193606016	BOLT , HEX/SPL	M6X16	5			20120710	
704A	23	14576092101GB	STAY COMP , PLATE	1X1X1	1				
704A	24	14737035401SR	FRAME COMP , RR FUEL TANK	1X1X1	1			20080220	
704A	25	14885251100	HOOK , TOPLINK	D=5	1			20120105	
704A	26	V4111600060	WASHER , PLAIN	M6	0			20081201	
704A	27	V5001920015	PIN , SPLIT	2X15	1			20081001	
704A	28	37371720090	CLAMP , W/HARNESS		0			20100211	
704A	29	V2123606012	BOLT , HEX /SP	M6X12	2			20040401	
704A	30	16997028201	SOCKET ASSY , TRAILER		1			20111130	
704A	31	V1112605030	SCREW , C/R PAN	M5X30	3			20070809	
704A	32	V2173612040	BOLT , HEX/S	M12X40	12			20090429	
704A	33	V4111600120	WASHER , PLAIN	M12	2			20050901	
704A	34	36217020030	WASHER , PULLEY	T=4.5	4				
704A	35	V4011600120	WASHER , SPRING	M12	4			20090429	
704A	36	V3043600120	NUT , HEX/2	M12	3			20090408	
704A	37	V2205408016	BOLT .HEX/R	M8X16	4			20071207	
704A	38	13016400010	SEAL , BATTERY BRACKET	T=0.25	1			20111130	
704A	39	14777036302SR	COVER COMP , TANK (PNT)	1X1X1	1				
704A	40	13016061300	FIX PLATE , RR LAMP	T=1.6	1				
704A	41	14527023300	LAMP ASSY , RR COMBINATION	1X1X1	1				
704A	42	17687023401	LAMP ASSY . STOP	1X1X1	1				
704A	43	13016640010	PLATE , LAMP	90*40*2.3	2				
704A	44	V2173612035	BOLT , HEX/S	M12X35	1			20090407	
704A	45	V2193606020	BOLT , HEX/SPL	M6X20	2				
NOTE									

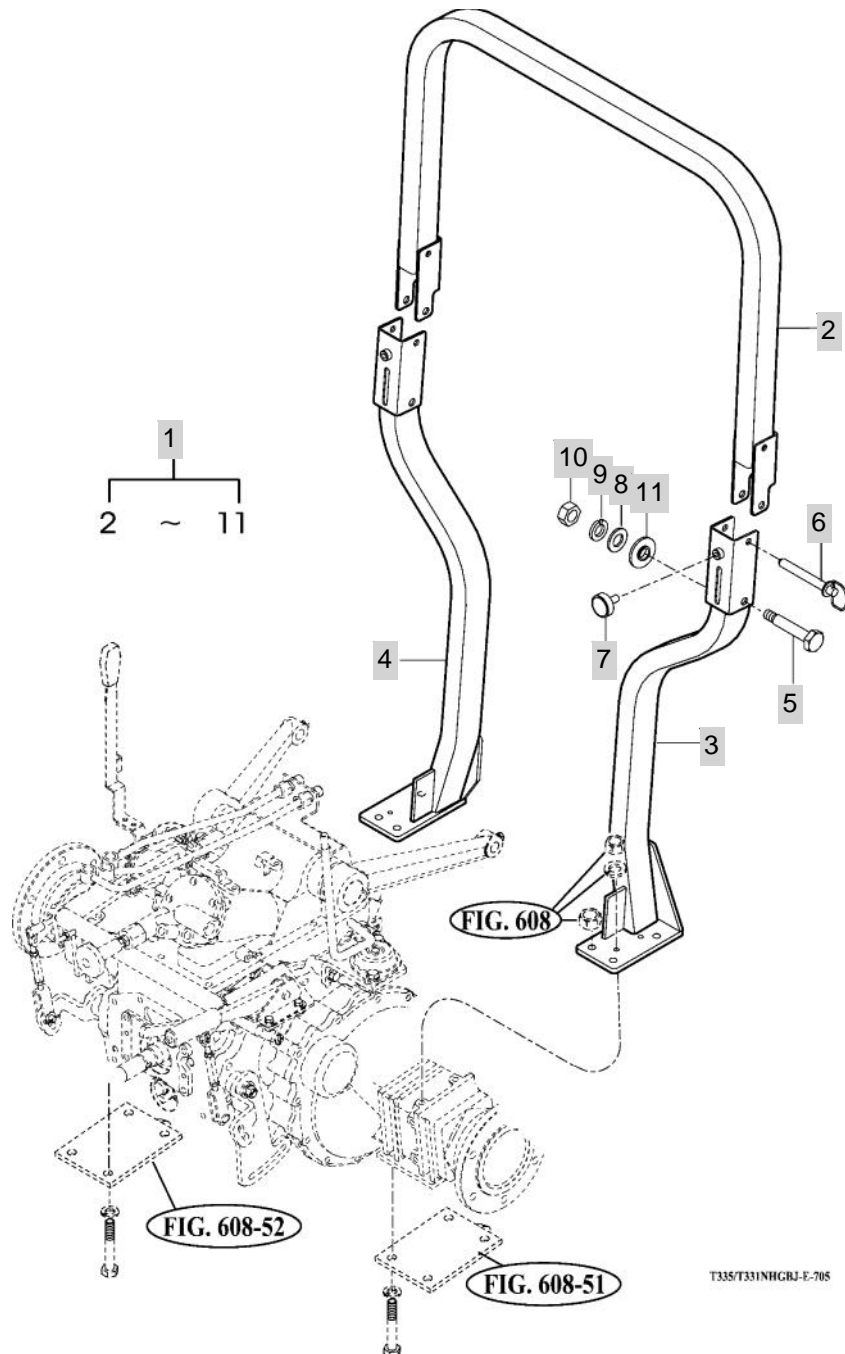
FIG 705

T353NH

ROPS

년/월
Year/Month

2020.07



NOTE

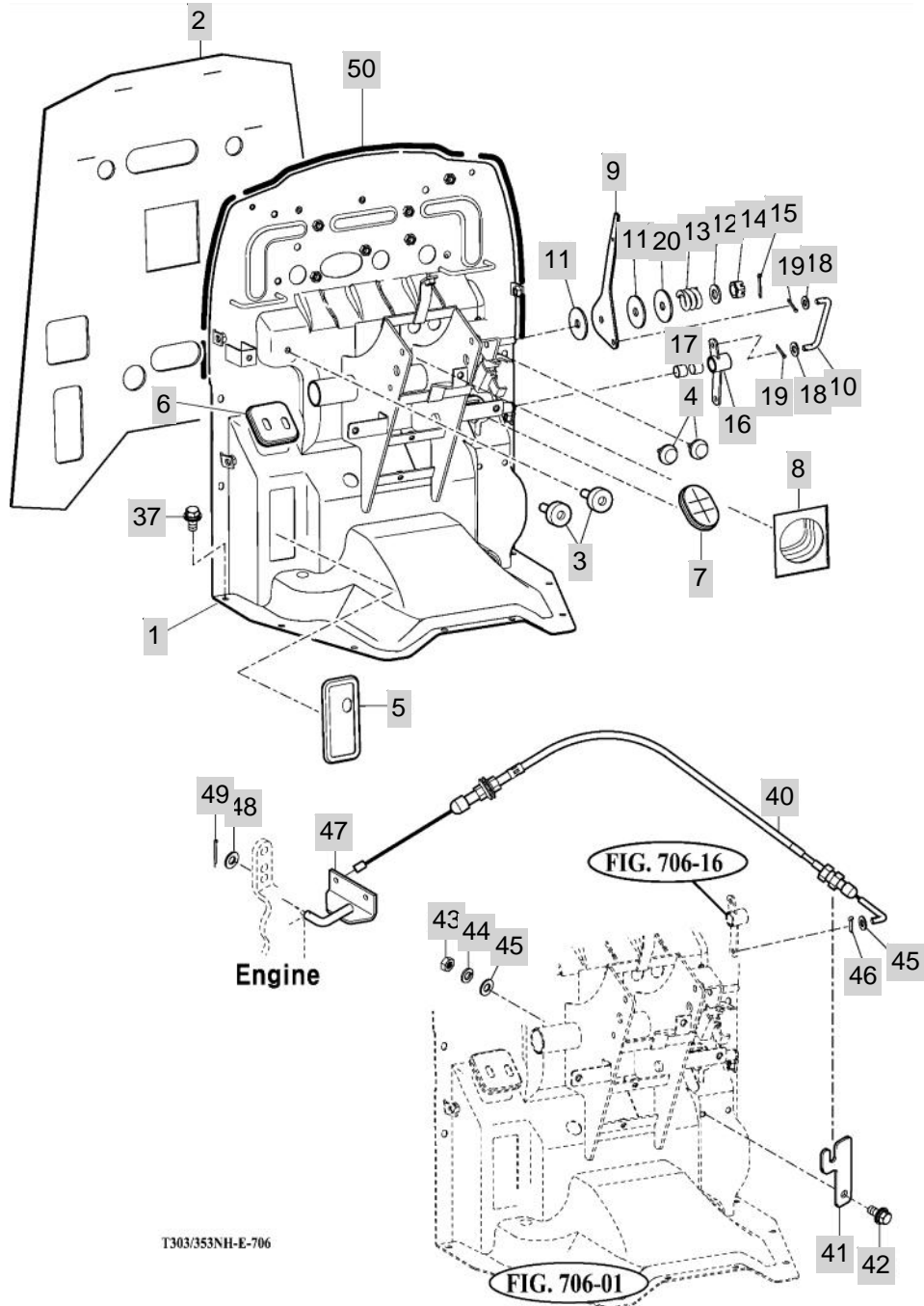
FIG 706

T353NH

DASHBOARD

년/월
Year/Month

2020.07



T303/353NH-E-706

NOTE

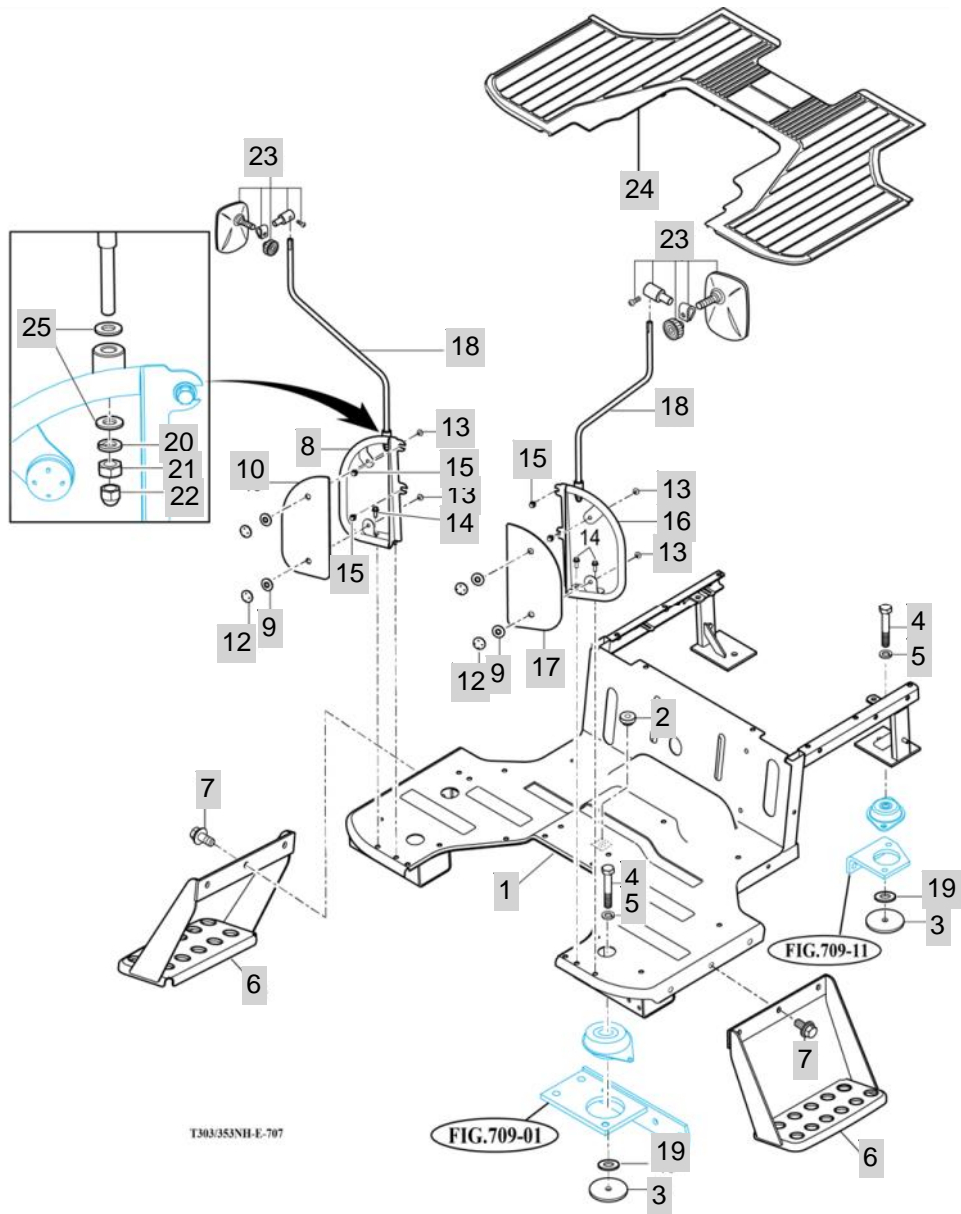
FIG 707

T353NH

FLOOR

년/월
Year/Month

2020.07



NOTE

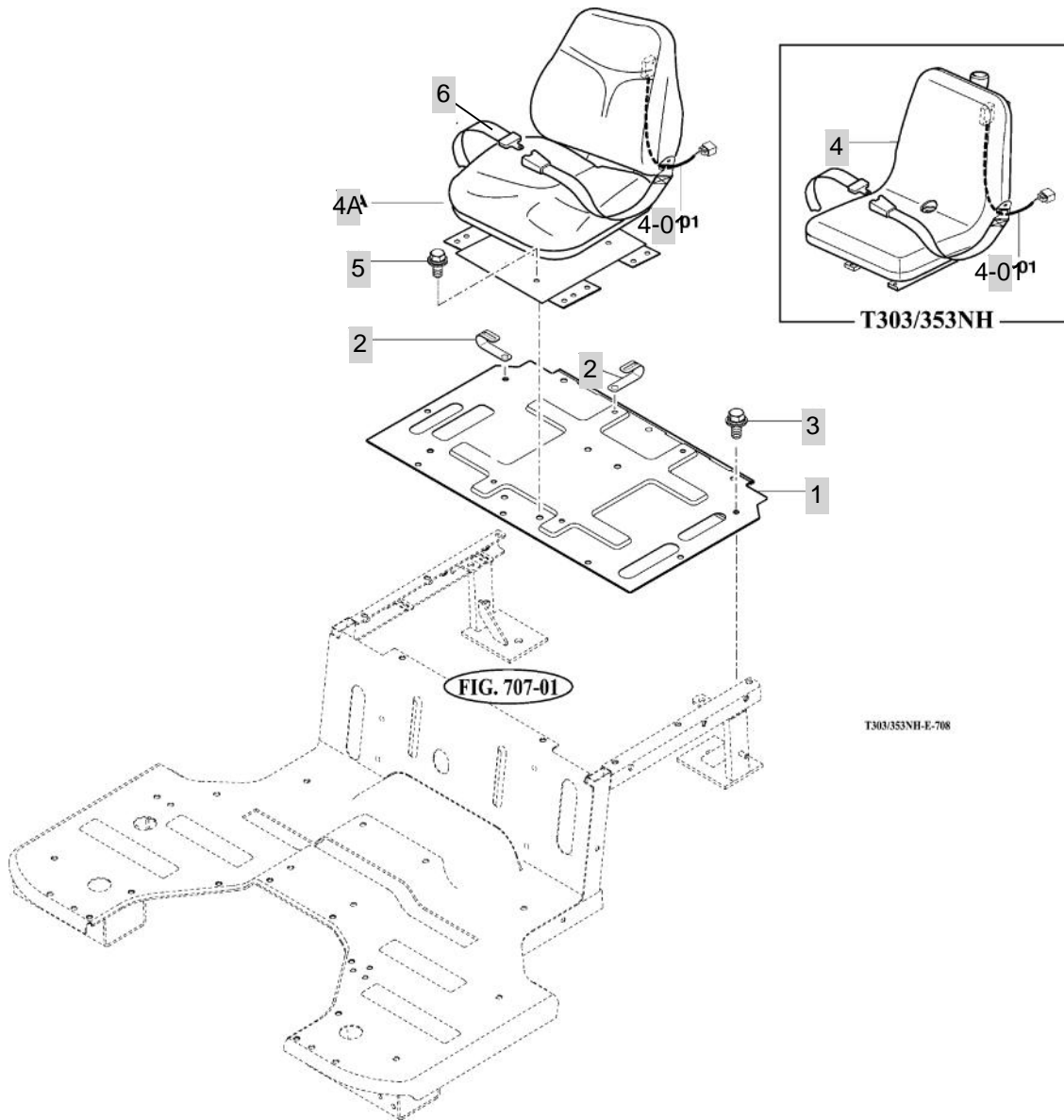
FIG 708

T353NH

SEAT

년/월
Year/Month

2020.07



NOTE

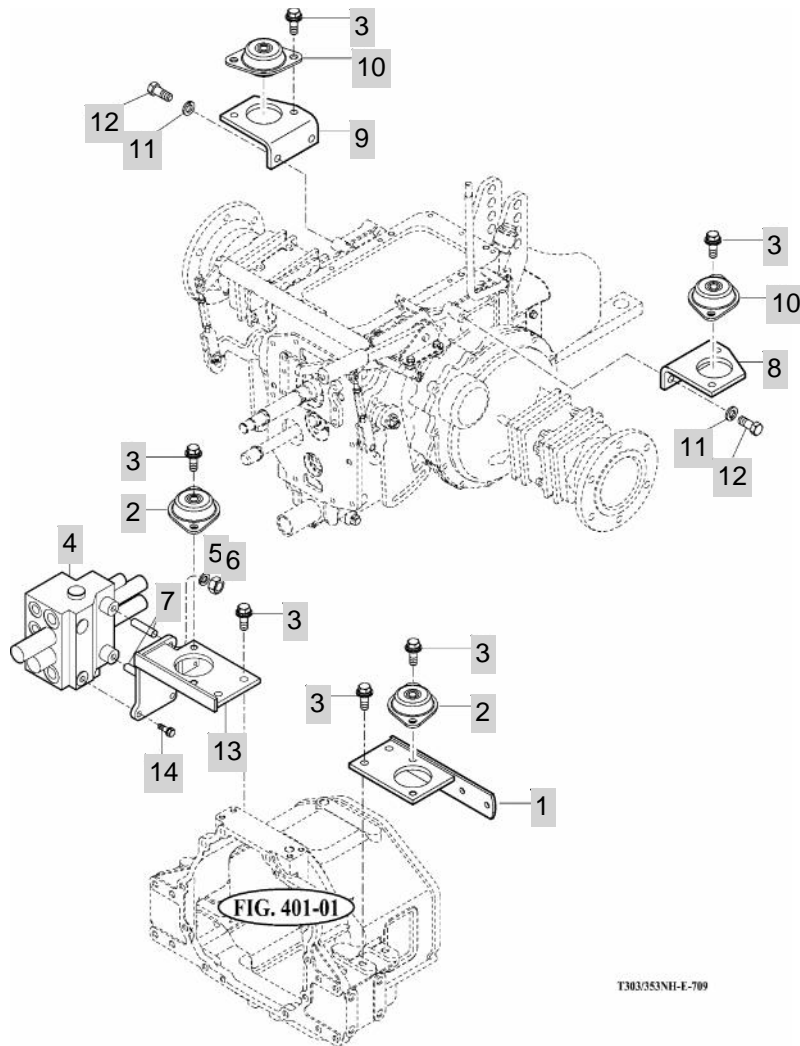
FIG 709

T353NH

FLOOR MOUNTING

년/월
Year/Month

2020.07



NOTE

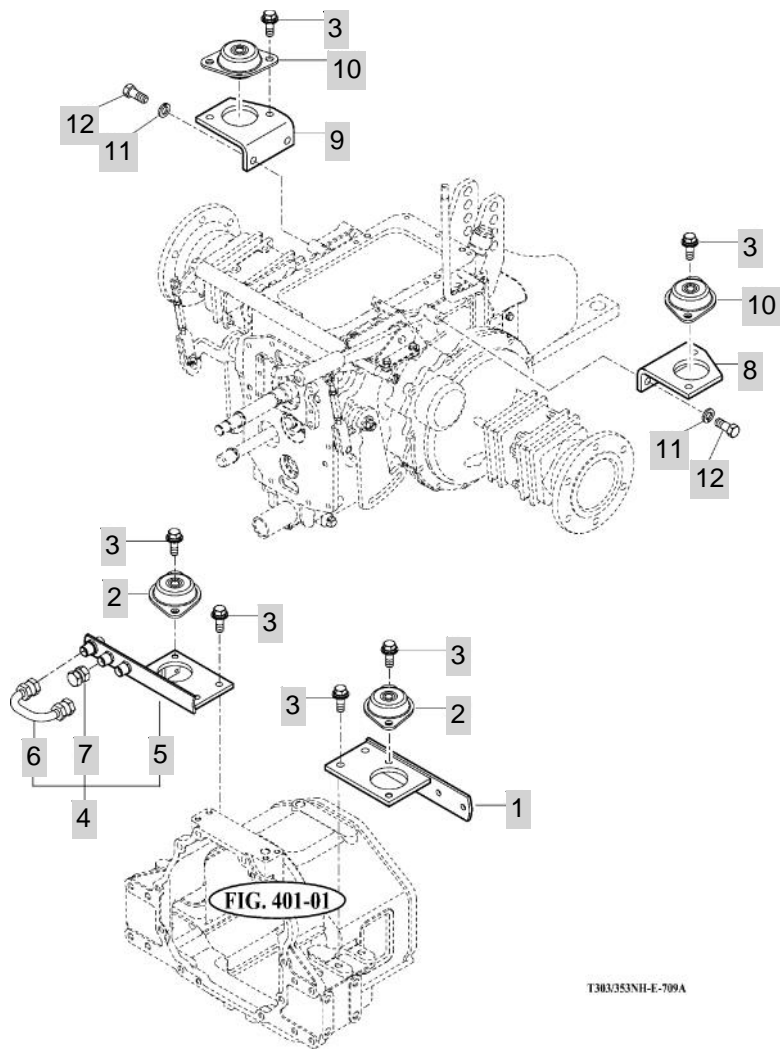
FIG 709A

T353NH

FLOOR MOUNTING

년/월
Year/Month

2020.07



NOTE

FIG 710

T353NH

FRONT & REAR MOUNTING

년/월
Year/Month

2020.07

FIG 710

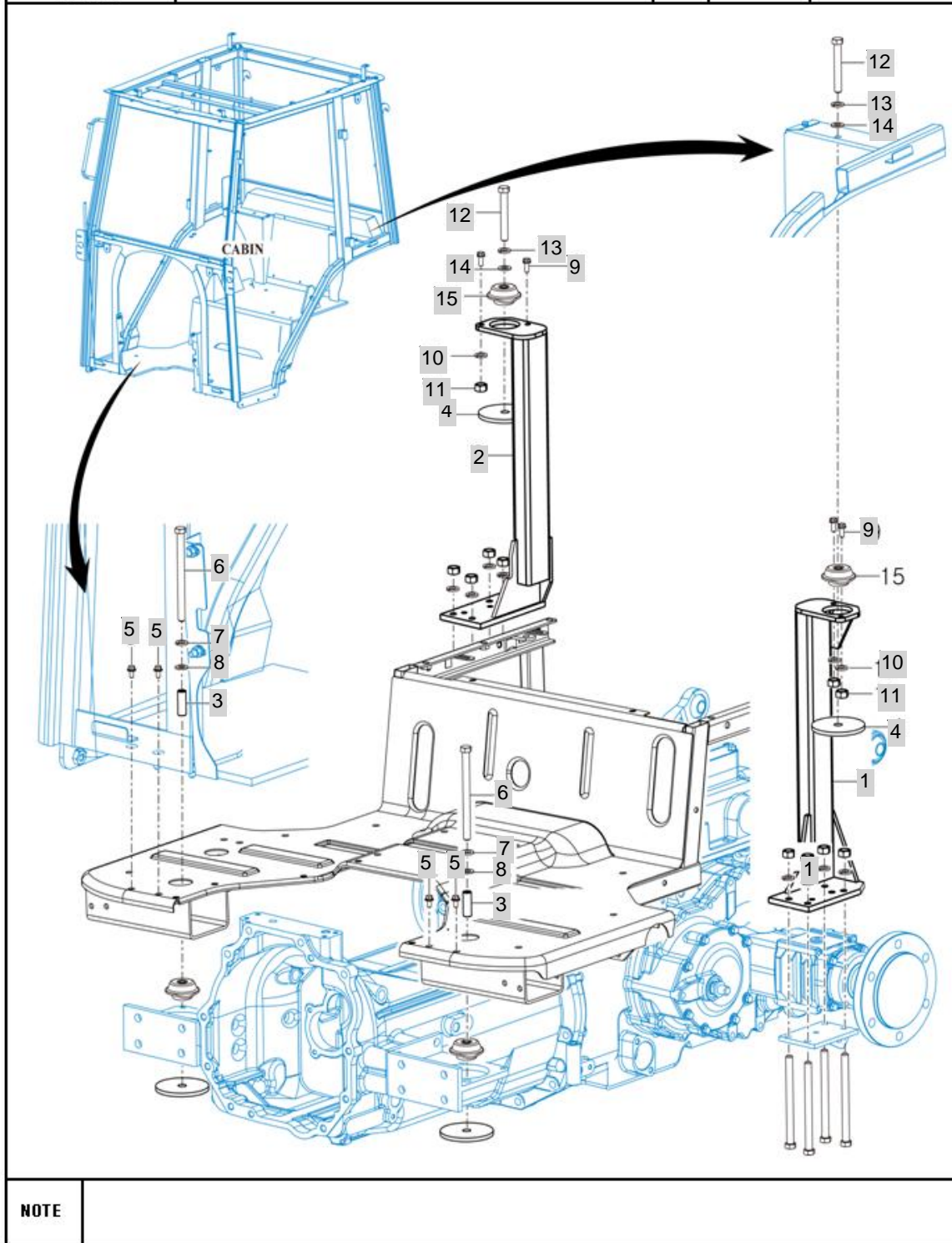
T303/353

FRONT & REAR MOUNTING

P1

Year /Month

2012/09



NOTE

NOTE

FIG 711

T353NH

SEAL FLOOR & CABIN

년/월
Year/Month

2020.07

FIG 711

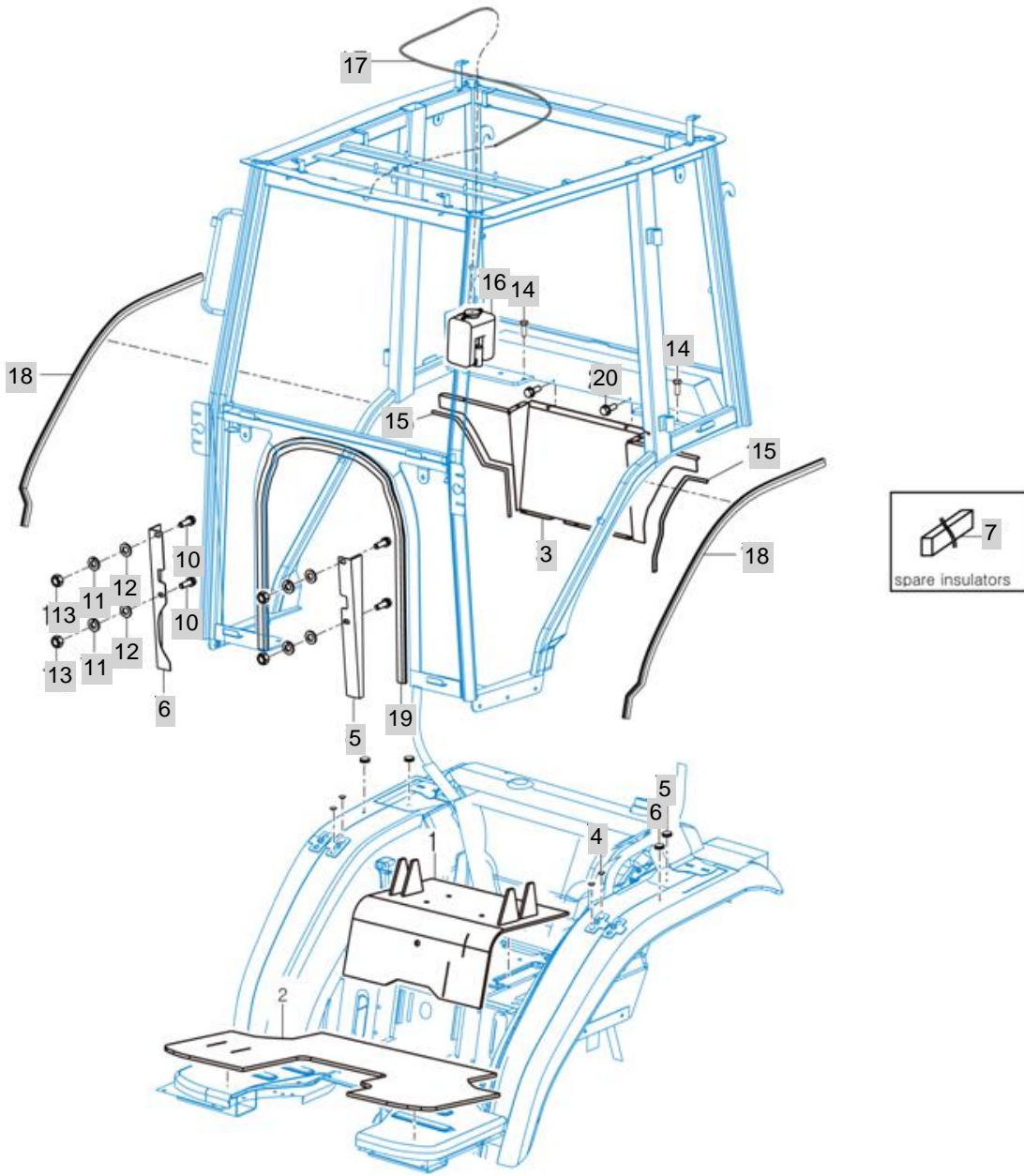
T303/353

SEAL FLOOR & CABIN

P1

Year /Month

2012/09



NOTE

NOTE

FIG 712

T353NH

CAB FRAME & DOOR

년/월
Year/Month

2020.07

FIG 712

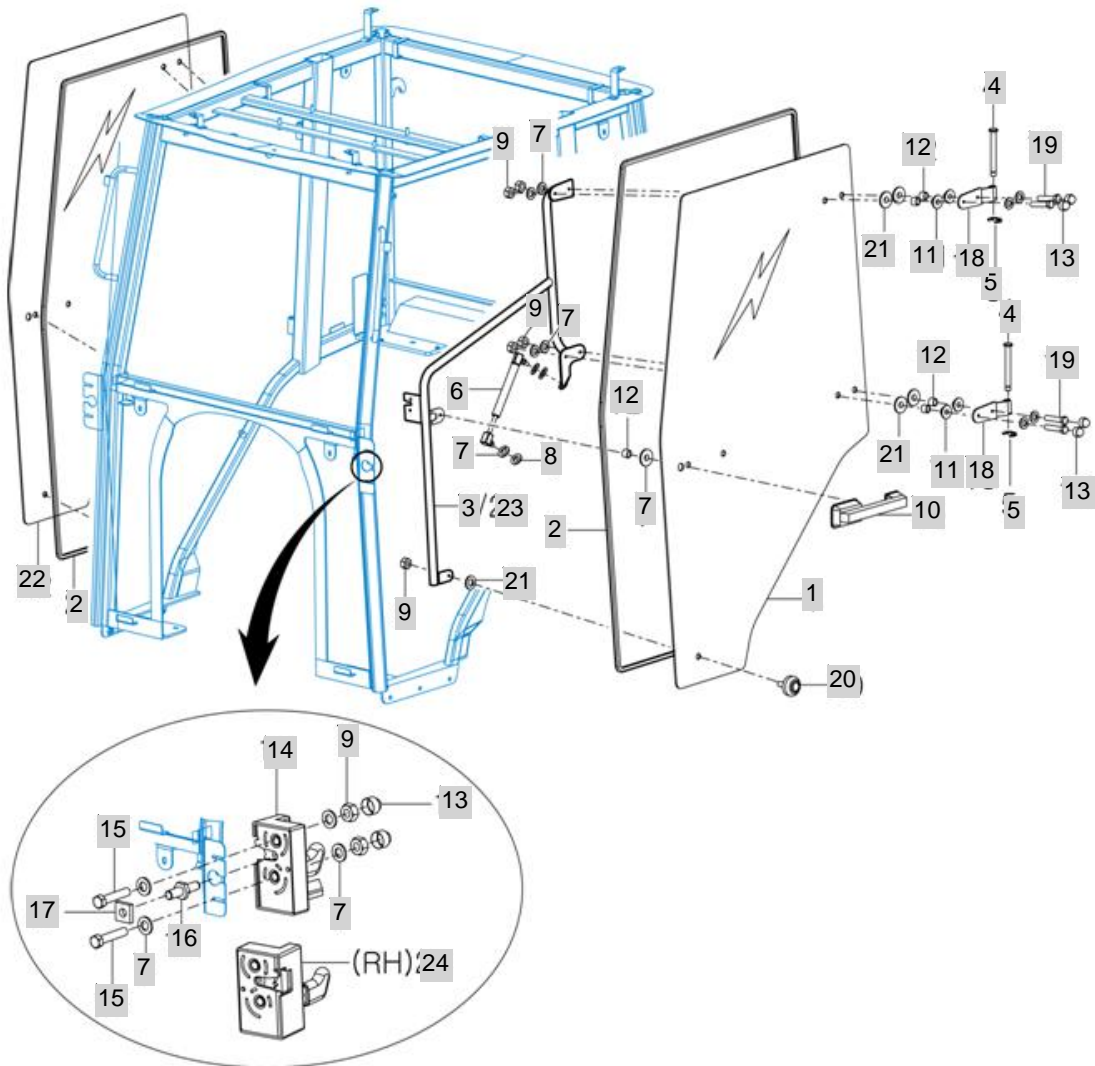
T303/353

CAB FRAME & DOOR

P1

Year /Month

2012/09



NOTE

NOTE

FIG 713

T353NH

FRONT GLASS

년/월
Year/Month

2020.07

FIG 713

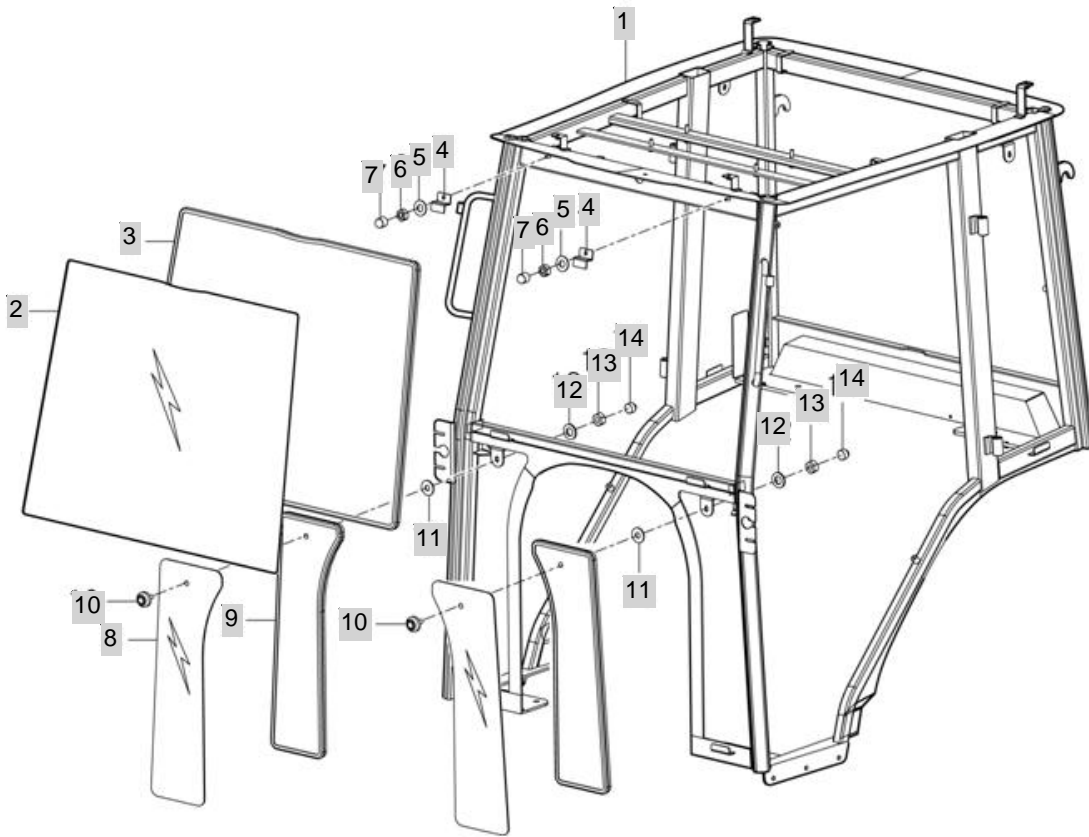
T303/353

FRONT GLASS

P1

Year /Month

2012/09



NOTE

NOTE

FIG 713 T353NH		FRONT GLASS					년/월 Year/Month	REMARKS
							2020.07	
KEY NO	PART NO	DESCRIPTION	SPEC	QTY	REPAIR	EFFECTIVE DATE		
713	1	13018012001GB	FRAME COMP , CABIN	1X1X1	1			
713	2	13018013110	GLASS , FR UPR	1X1X1	1			
713	3	13018013210	INSULATOR , FR GLASS (UPR)	1X1X1	1			
713	4	13347023260	BRACKET , GLASS	1X1X1	2			
713	5	V4111600060	WASHER , PLAIN	M6	0	20081201		
713	6	V3002600060	NUT , HEX/1	M6	2			
713	7	13018013310	CAP , NUT (M6)	1X1X1	2			
713	8	13018013130	GLASS , FR LOW	1X1X1	2			
713	9	13018013230	INSULATOR , FR GLASS (LOW)	1X1X1	2			
713	10	13347023250	CUSHION BOLT	1X1X1	2			
713	11	13347023270	PACKING 1	1X1X1	2			
713	12	V4111600100	WASHER , PLAIN	M10	0	20081201		
713	13	V3043600100	NUT , HEX/2	M10	2	20080220		
713	14	13018013340	CAP , NUT (M8)	1X1X1	2			
NOTE								

FIG 714

T353NH

SIDE & REAR GLASS

년/월
Year/Month

2020.07

FIG 714

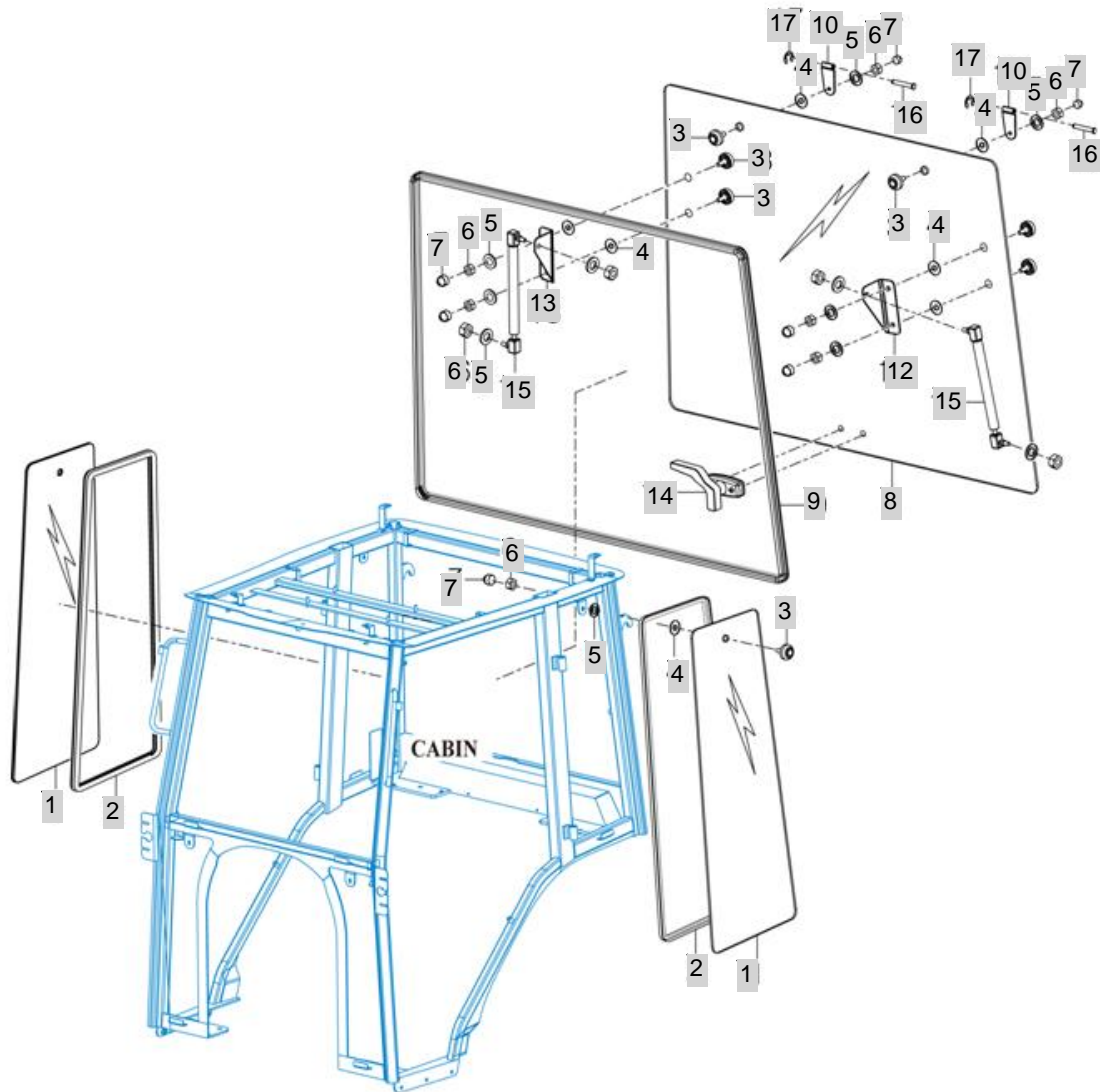
T303/353

SIDE & REAR GLASS

P1

Year /Month

2012/09



NOTE

NOTE

FIG 714		SIDE & REAR GLASS						년/월	REMARKS
								Year/Month	
T353NH		2020.07							
KEY NO	PART NO	DESCRIPTION	SPEC	QTY	REPAIR	EFFECTIVE DATE			
714	2	13018013260	INSULATOR , SIDE GLASS	1X1X1	2				
714	3	13347023250	CUSHION BOLT	1X1X1	8				
714	4	13347023270	PACKING 1	1X1X1	6				
714	5	V4111600100	WASHER , PLAIN	M10	0	20081201			
714	6	V3043600100	NUT , HEX/2	M10	2	20080220			
714	7	13018013340	CAP , NUT (M8)	1X1X1	8				
714	8	13018013170	GLASS , REAR	1X1X1	1				
714	9	13018013270	INSULATOR , REAR GLASS	1X1X1	1				
714	10	13347024300	HINGE , GLASS (R)	1X1X1	2				
714	11	13018013440	PACKING , REAR HINGE	1X1X1	2				
714	12	13347023700	BRACKET , DAMPER (LH)	1X1X1	1				
714	13	13347023800	BRACKET , DAMPER (RH)	1X1X1	1				
714	14	13347024600	GRIP , GLASS (R)	1X1X1	1				
714	15	13347024100	DAMPER , GLASS (R)	1X1X1	2				
714	16	13347023290	PIN B	1X1X1	2				
714	17	V7081400060	E-RING	6	2				
714	1	13018013160	GLASS , SIDE	1X1X1	2				
NOTE									

FIG 715

T353NH

ROOF

년/월
Year/Month

2020.07

FIG 715

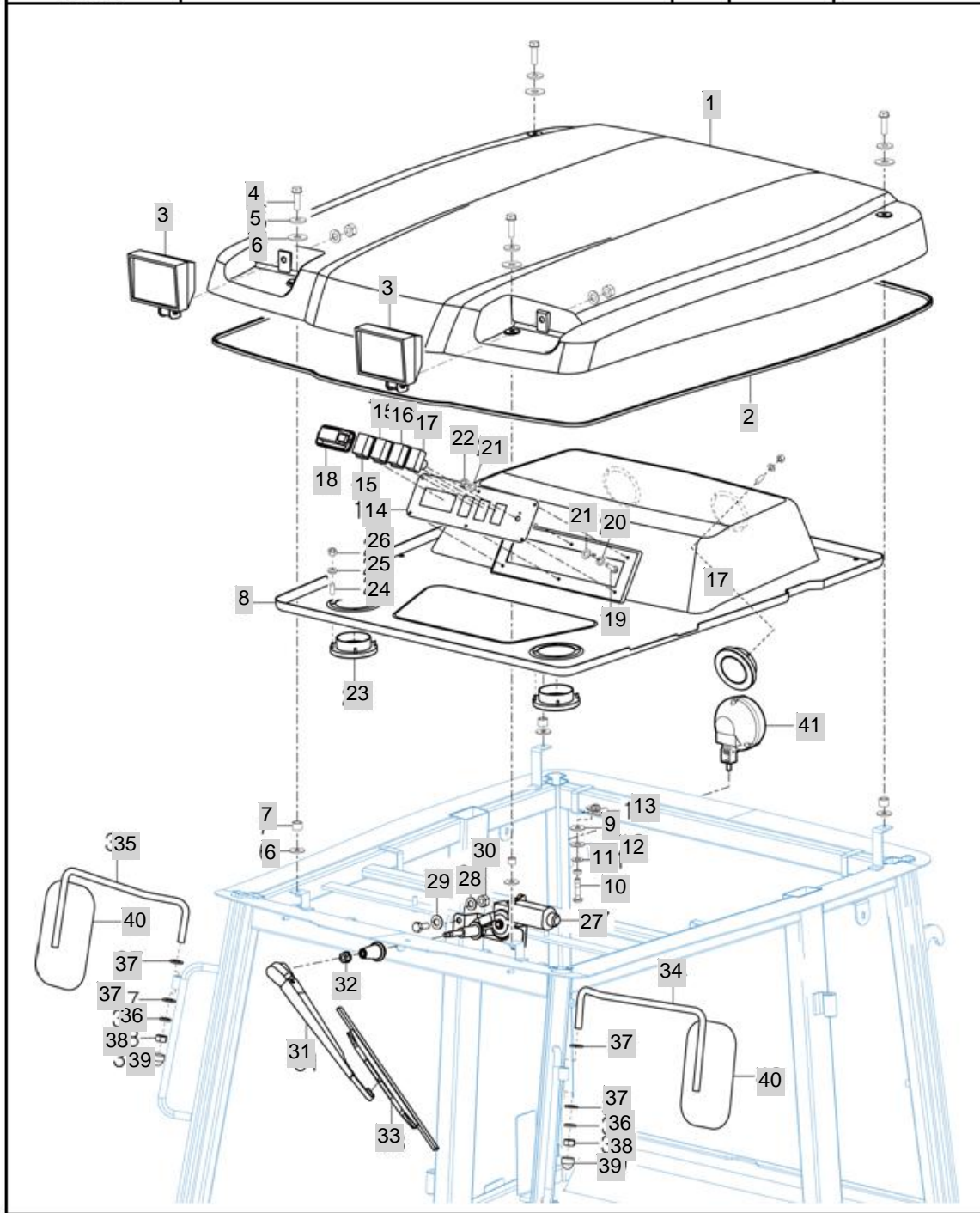
T303/353

ROOF

P1

Year /Month

2012/09



NOTE

12

NOTE

FIG 715		ROOF						년/월
								Year/Month
T353NH								2020.07
KEY NO	PART NO	DESCRIPTION	SPEC	QTY	REPAIR	EFFECTIVE DATE	REMARKS	
715	1	13347025200DW	ROOF	1X1X1	1			
715	2	13018013450	INSULATOR , ROOF	1X1X1	1			
715	3	13347025400	LAMP ASSY , WORKING	1X1X1	2			
715	4	V2403808030	BOLT , HEX FLANGE	M8X30	4			
715	5	13018013660	WASHER , PLAIN	1X1X1	0			
715	6	13347023270	PACKING 1	1X1X1	8			
715	7	13018013420	COLLAR C	1X1X1	4			
715	8	13347025100	PLATE , ROOF	1X1X1	1			
715	9	13347023270	PACKING 1	1X1X1	6			
715	10	V1112606025	SCREW , C/R PAN	M6X25	3		20040401	
715	11	V4011600060	WASHER , SPRING	M6	4		20040901	
715	12	V4111600060	WASHER , PLAIN	M6	0		20081201	
715	13	13018015200	NUT , SPEED	1X1X1	8			
715	14	13347026200	PANEL , SWITCH	1X1X1	1			
715	15	13018015400	SWITCH , WORKING	1X1X1	2			
715	16	13018015500	SWITCH , WIPER	1X1X1	1			
715	17	13018015600	SWITCH , HEATER	1X1X1	1			
715	18	13347025300	LAMP ASSY , ROOM	1X1X1	1			
715	19	V1112604025	SCREW , C/R PAN	M4X25	6			
715	20	V4011600040	WASHER , SPRING	M4	2		20081201	
715	21	V4111600040	WASHER , PLAIN	M4	6			
715	22	V3012600040	NUT , HEX/2	M4	6			
715	23	13018015700	COVER ASSY , GRILLE	1X1X1	4			
715	24	V1122604012	SCREW , C/R FLAT	M4X12	16			
715	25	V4111600040	WASHER , PLAIN	M4	16			
715	26	V3012600040	NUT , HEX/2	M4	16			
715	27	13347025600	WIPER MOTOR ASSY	1X1X1	1			
715	28	V4111600100	WASHER , PLAIN	M10	0		20081201	
715	29	V4011600100	WASHER , SPRING	M10	1		20081001	
715	30	V3043600100	NUT , HEX/2	M10	2		20080220	
715	31	13347025700	ARM , WIPER	1X1X1	1			
715	32	V3802600080	NUT , HEX FLANGE	M8	1		20120501	
715	33	13347025800	BLADE , WIPER	1X1X1	1			
715	34	13347036100	ROD , MIRROR (RH)	1X1X1	1		20100114	
715	35	13347036100	ROD , MIRROR (RH)	1X1X1	1		20100114	
715	36	V4011600120	WASHER , SPRING	M12	4		20090429	
715	37	V4111600120	WASHER , PLAIN	M12	2		20050901	
715	38	V3002600120	NUT , HEX/1	M12	2			
715	39	13018013620	CAP , NUT	1X1X1	2			
715	40	13606313000	MIRROR ASSY		2		20120510	
715	41	13018013520	WORKING LAMP , REAR	1X1X1	1			
NOTE								

FIG 716

T353NH

HEATER

년/월
Year/Month

2020.07

FIG 716

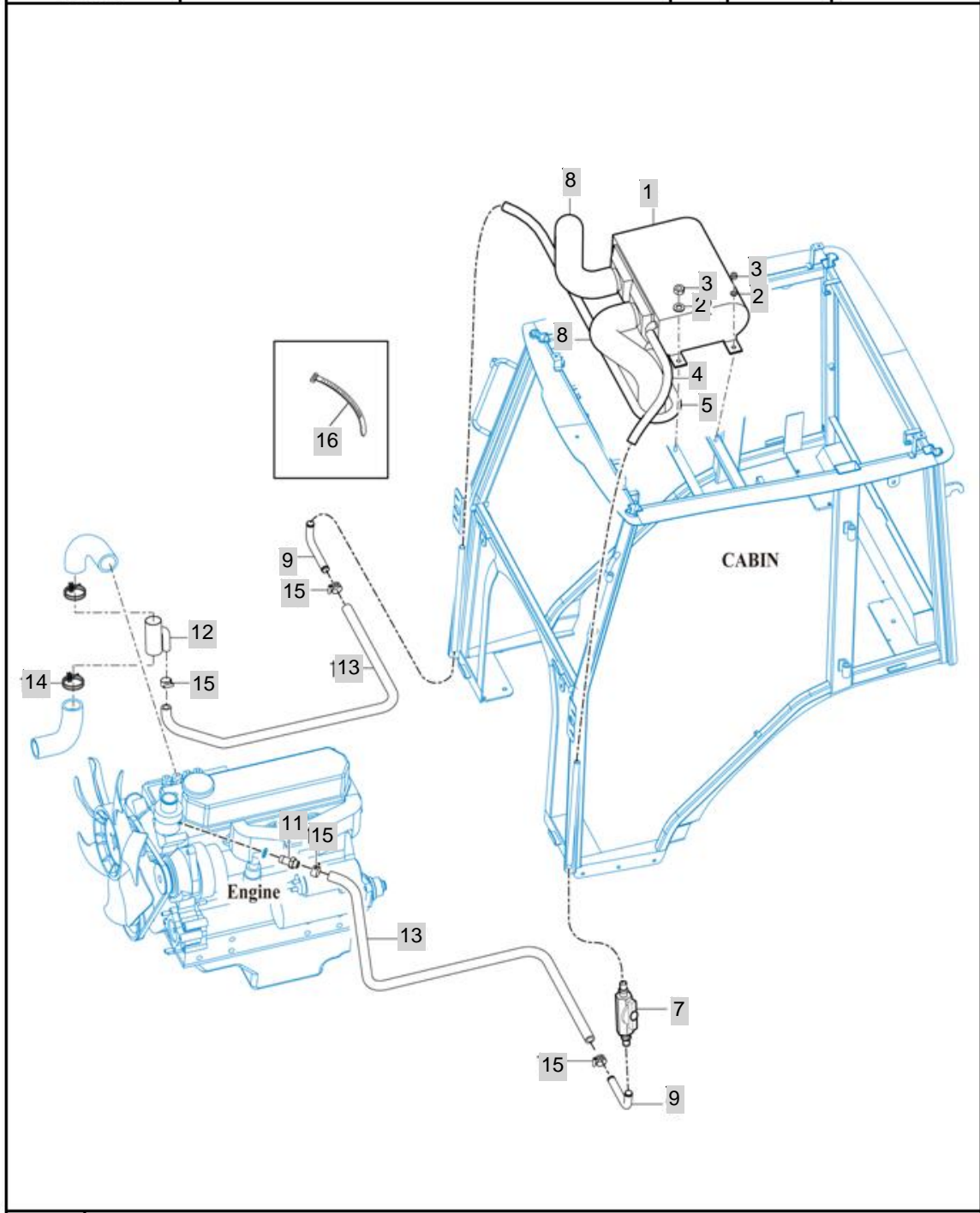
T303/353

HEATER

P1

Year /Month

2012/09



NOTE

NOTE

FIG 717

T353NH

ROOF

년/월
Year/Month

2020.07

FIG 717

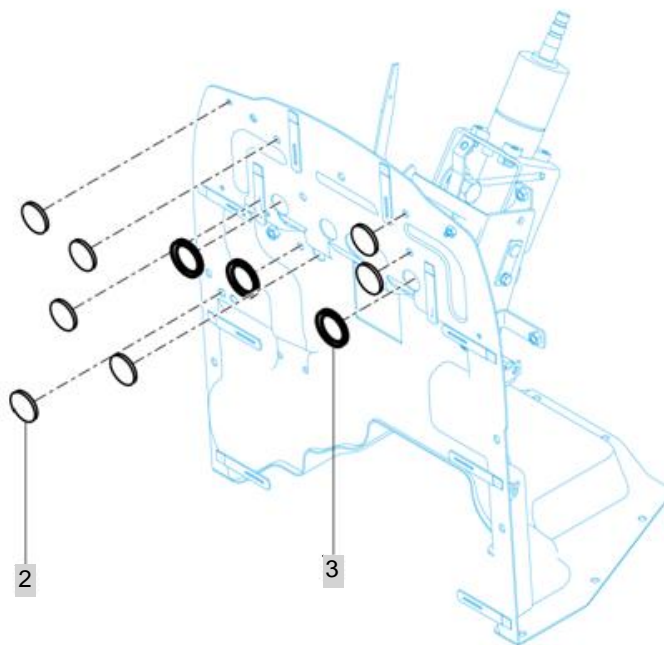
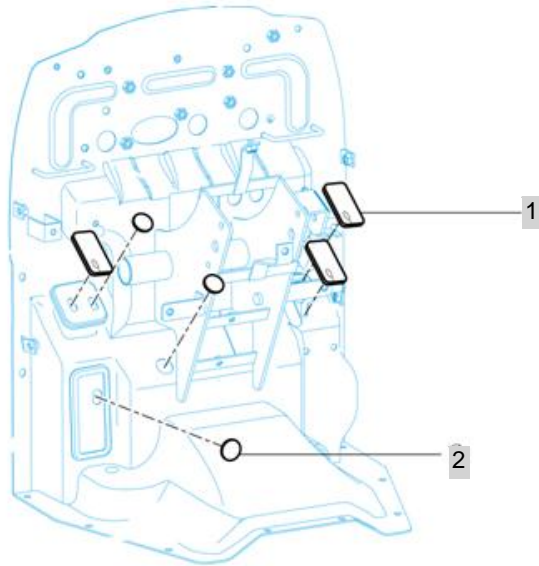
T303/353

INTERIOR PART

P1

Year /Month

2012/09



NOTE

NOTE

8. ELECTRICALS & HARNESS PART NO. T353NH-E-C8

FIG 801 BATTERY & MOUNTING	200
FIG 802 LIGHTS	202
FIG 803 INSTRUMENT PANEL	204
FIG 804 ELECTRIC SYSTEM	206
FIG 805 HARNESS (1)	208
FIG 806 HARNESS (2)	210
FIG 807 HARNESS (3)	212
FIG 808 HARNESS	214

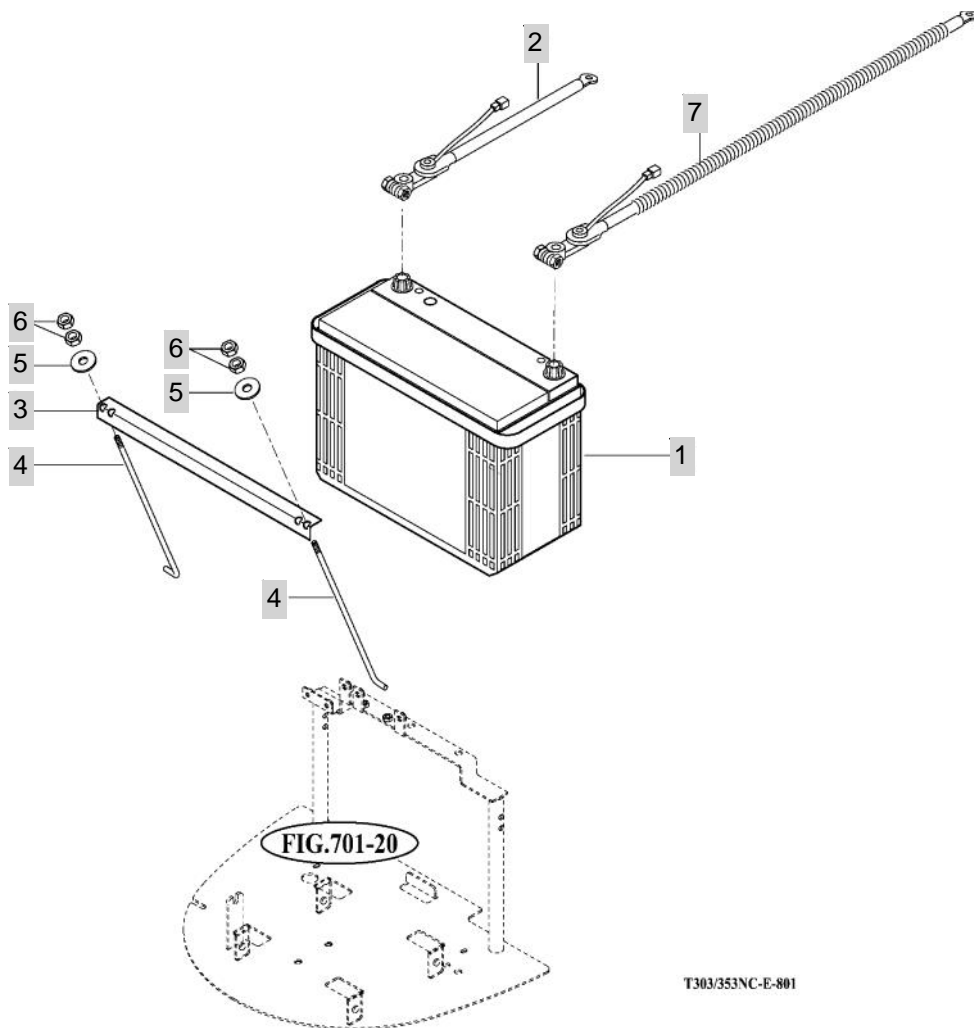
FIG 801

T353NH

BATTERY & MOUNTING

년/월
Year/Month

2020.07



NOTE

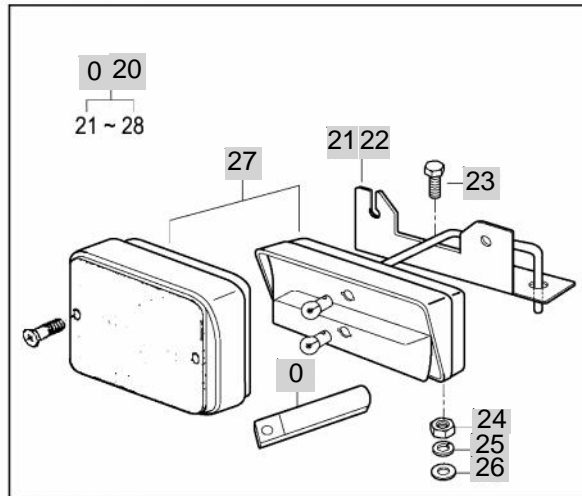
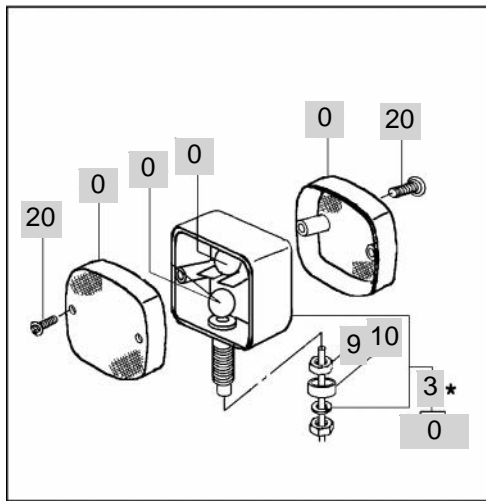
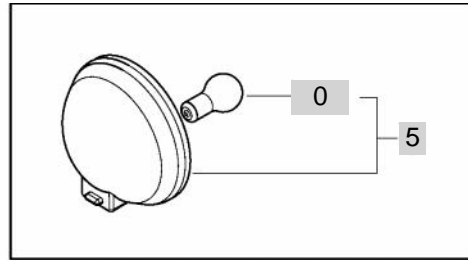
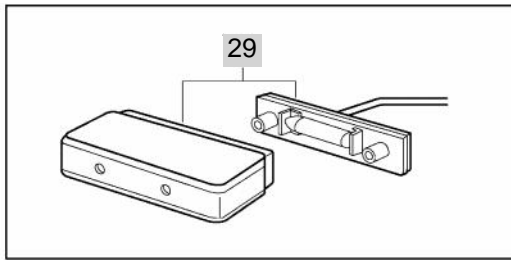
FIG 802

T353NH

LIGHTS

년/월
Year/Month

2020.07



*** NOT SERVICED SEPARATELY**

NOTE

FIG 802 T353NH		LIGHTS						년/월 Year/Month	
								2020.07	
KEY NO	PART NO	DESCRIPTION	SPEC	QTY	REPAIR	EFFECTIVE DATE	REMARKS		
802	1	13251743000	LIGHT SET , WORKING LAMP	60X80X100		1			
802	1-01	13601743010	.BULB , 12V 35W			1			
802	3	13056562000	LAMP ASSY , POSITION	1X1X1		2			
802	4	15666562020	LENS	1X1X1		1			
802	5	15666562030	LENS	1X1X1		1			
802	6	15646542130	BULB , 12V 21W	S25.BA15S		1			
802	7	15666562040	BULB , 12V 5W	G18.BA15S		1			
802	8	V1902604020	SCREW , TAPPING C/R PAN	M4X20		4			
802	9	15666562050	GASKET	1X1X1		1			
802	10	15666562060	COVER	1X1X1		1			
802	20	14886642000	LAMP ASSY , POSITION			2			
802	21	13606640011GB	BRACKET , LH	1X1X1		1		20060420	
802	22	13606640021GB	BRACKET , RH	1X1X1		1		20060420	
802	23	V2173612035	BOLT , HEX/S	M12X35		1		20090407	
802	24	V3043600120	NUT , HEX/2	M12		3		20090408	
802	25	V4011600120	WASHER , SPRING	M12		4		20090429	
802	26	V4111600120	WASHER , PLAIN	M12		2		20050901	
802	27	37371720090	CLAMP , W/HARNESS			0		20100211	
802	29	14887024000	LAMP ASSY , NUMBER PLATE	1X1X1		1			
802	30	14326510280	GROMMET , 9X13X2			1			
NOTE									

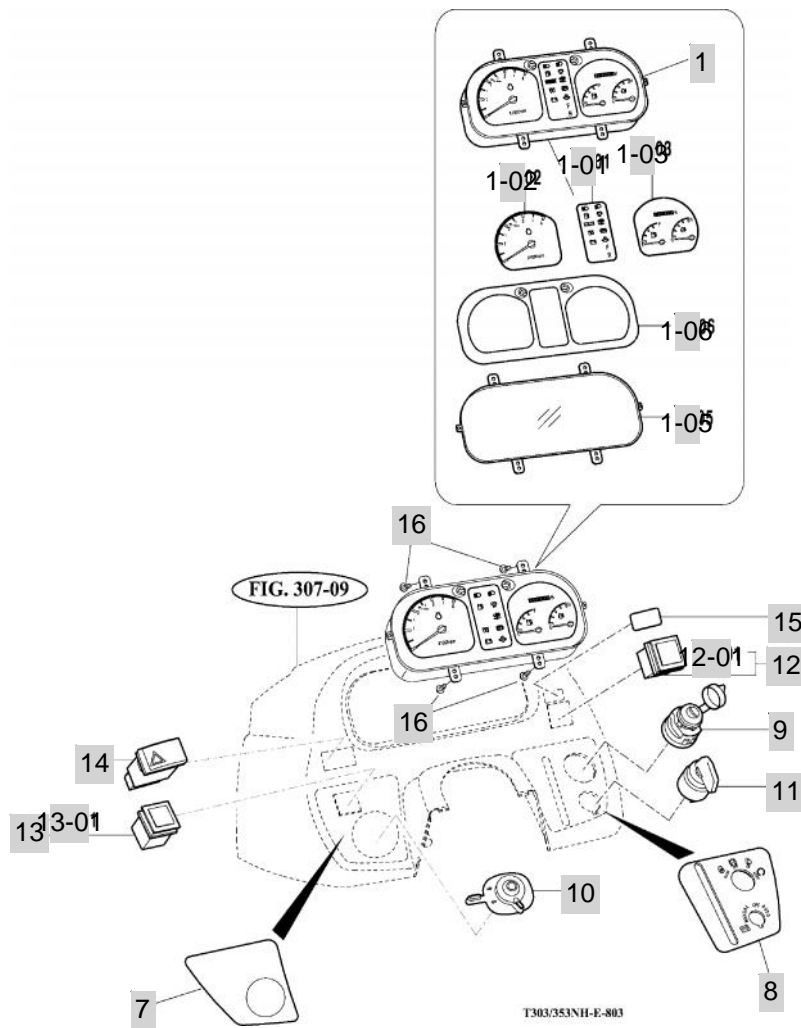
FIG 803

INSTRUMENT PANEL

년/월
Year/Month

2020.07

T353NH



NOTE

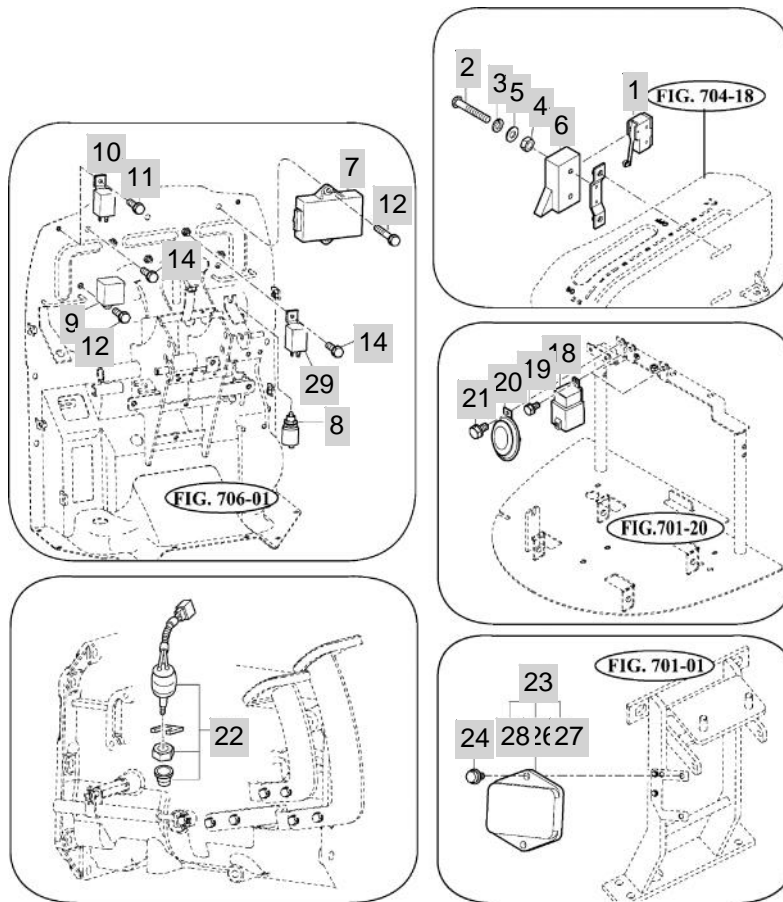
FIG 804

T353NH

ELECTRIC SYSTEM

년/월
Year/Month

2020.07



T303/353NH-E-804

NOTE

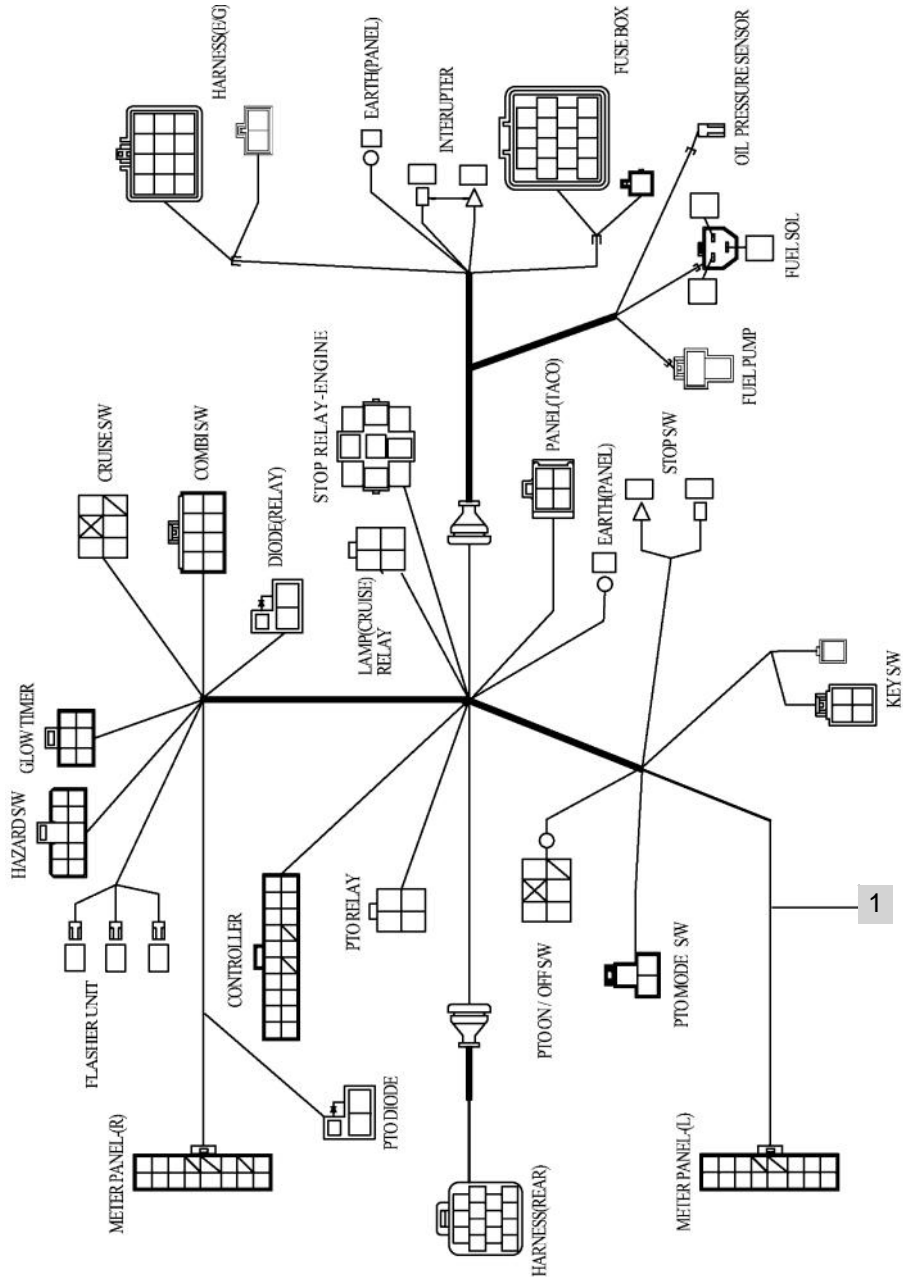
FIG 805

HARNESS (1)

년/월
Year/Month

2020.07

T353NH



T303/353NH-E-805

NOTE

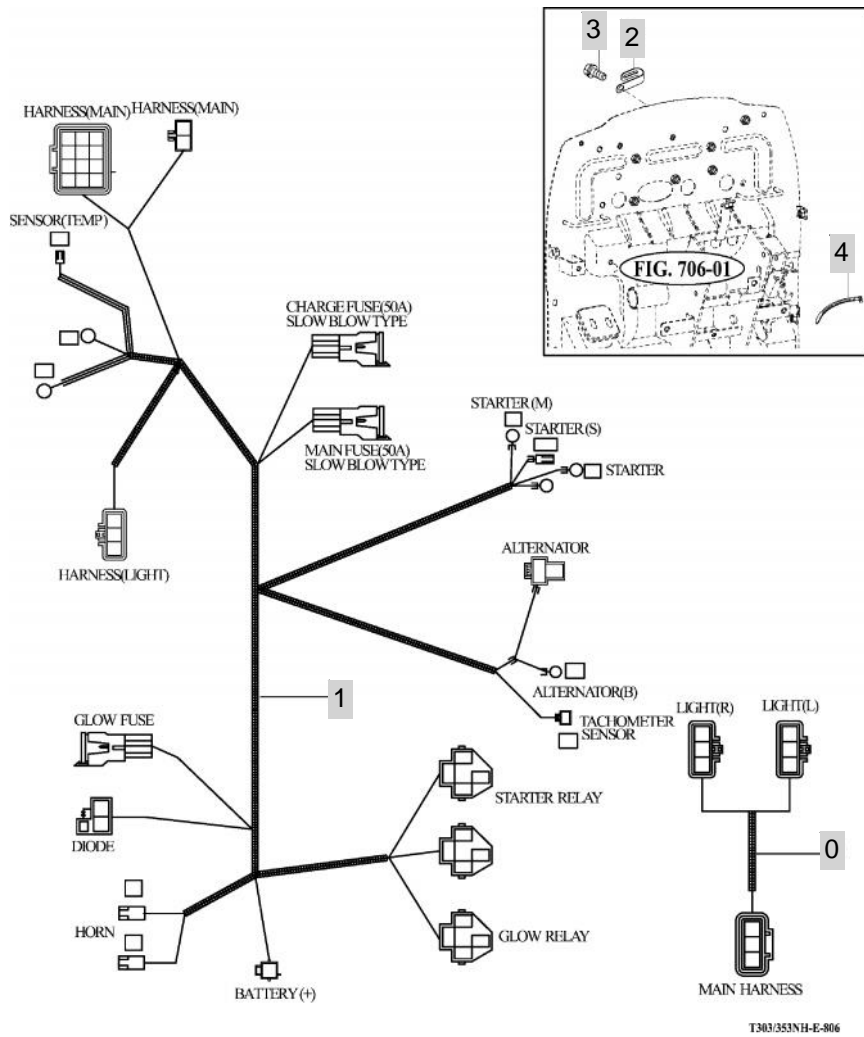
FIG 806

T353NH

HARNESS (2)

년/월
Year/Month

2020.07



NOTE

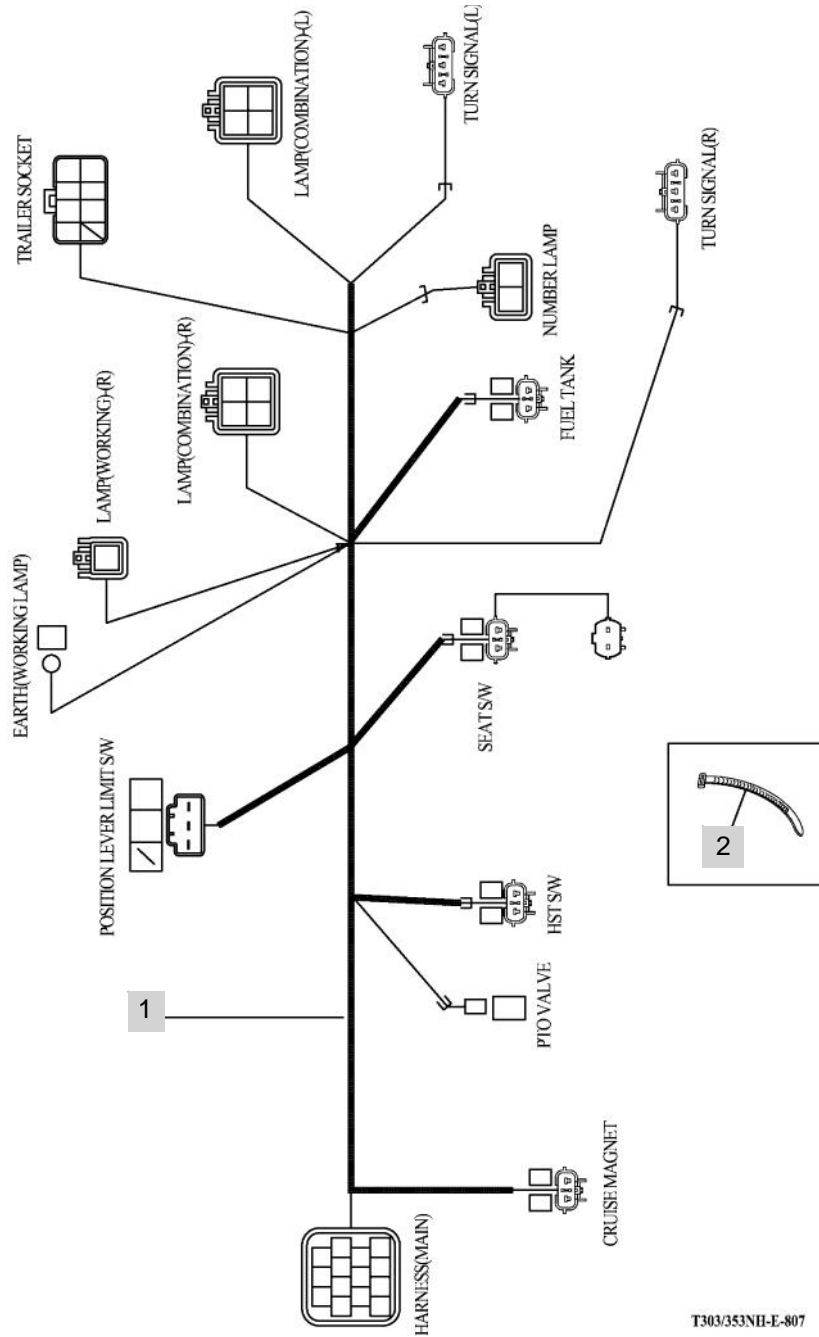
FIG 807

T353NH

HARNESS (3)

년/월
Year/Month

2020.07



NOTE

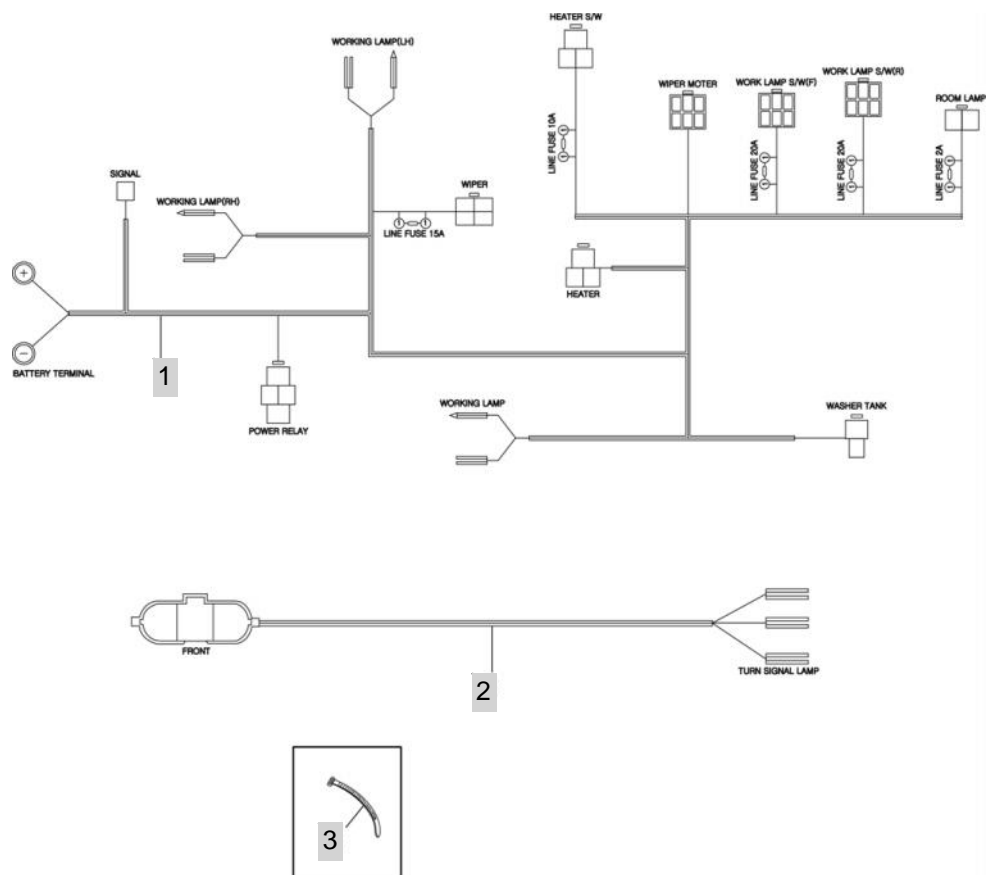
FIG 808

T353NH

HARNESS

년/월
Year/Month

2020.07



NOTE

9. WEIGHT,LABEL,TOOLS PART NO. T353NH-E-C9

FIG 901 TOOL & ACCESSORY	217
FIG 902-1 LABEL	219
FIG 902-2 LABEL	221
FIG 903 WEIGHT	223
FIG 904 LABEL	225

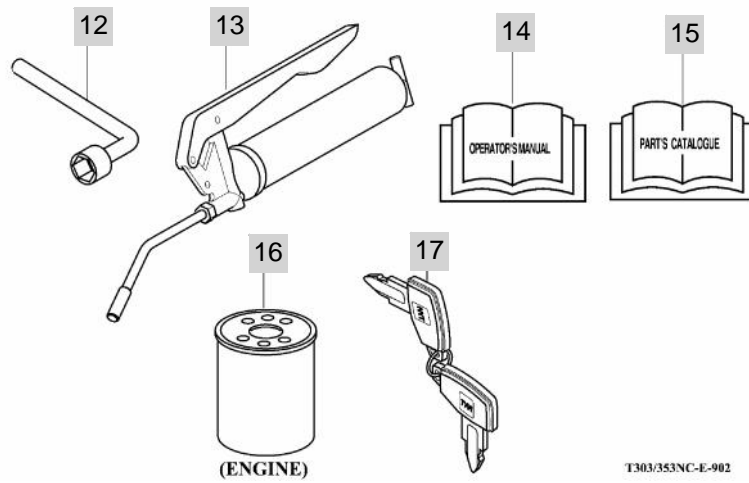
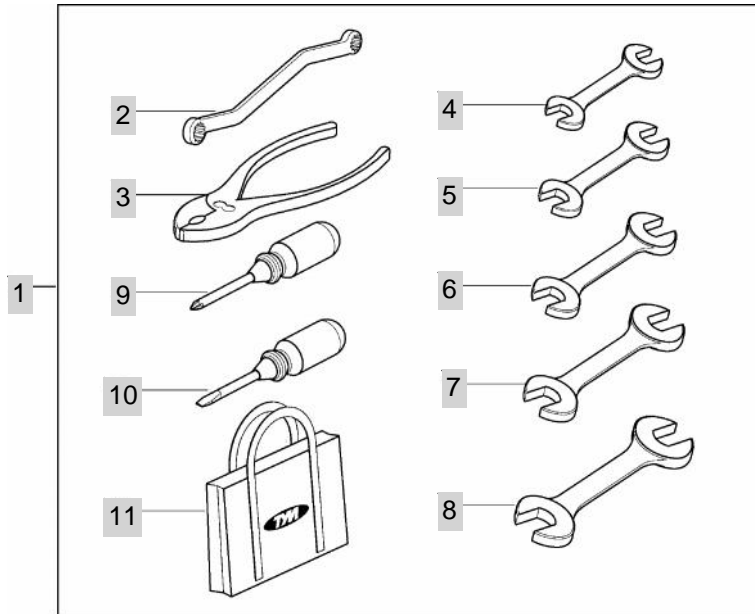
FIG 901

T353NH

TOOL & ACCESSORY

년/월
Year/Month

2020.07



T303/353NC-E-902

NOTE

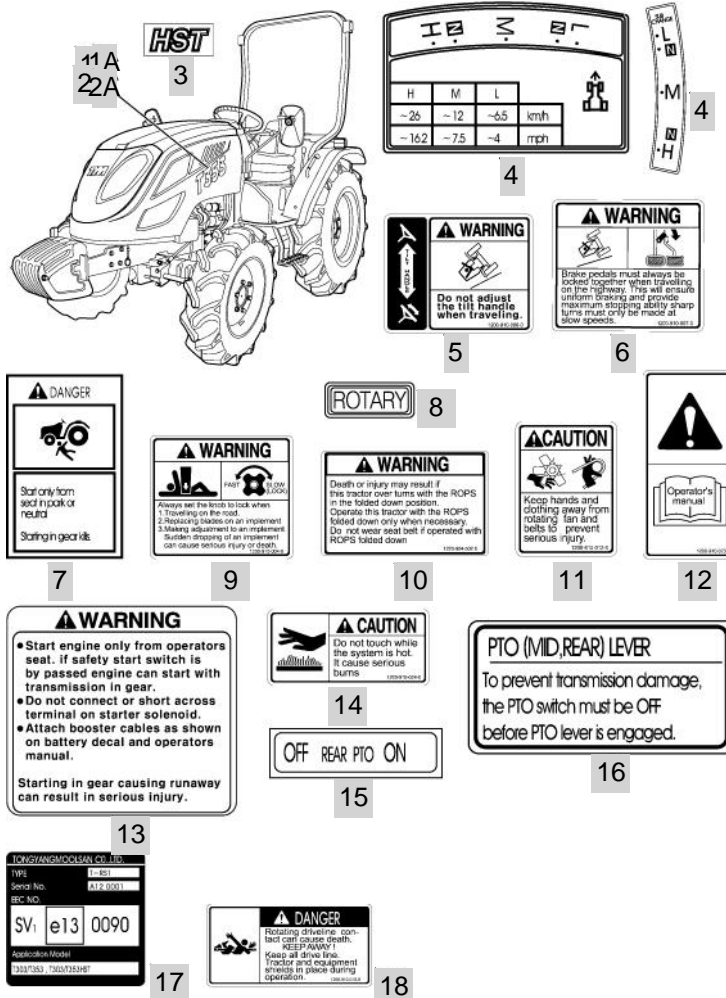
FIG 902-1

T353NH

LABEL

년/월
Year/Month

2020.07



NOTE

FIG 902-2

LABEL

년/월
Year/Month

T353NH

2020.07

▲ DANGER
This Tractor may tip over unexpectedly and quicker than an operator is able to jump free

1. Never operate a tractor without a proper Roll over Protection Structure.(ROPS)
2. Always wear your seat belt when operating this tractor equipped with roll over protection.
3. Never pull from above or from the rear axle.
4. Do not operate the tractor on steep slopes or near drop offs
5. Avoid sharp high speed turns

Serious injury or death may result from tractor upsets.

1209-903-001.0

19

1789-910-017-0

20

▲ WARNING
Work in ventilated Area.

1203-910-009-0

21

▲ WARNING
Attach implements and trailers to the tractor only using the prescribed draw-bar or hitch.

1205-910-014-0

22

▲ WARNING
Do not use the sub shift lever at "H" position when driving backward.

1205-910-014-0

24

▲ DANGER
Do not ride except operator.

1205-910-014-0

25

1205-910-014-0

23

TONGYANGMOOLSAN CO., LTD.
TYPE T-C01
TONGYANGMOOLSAN CO., LTD.
s e13 0042
TOWABLE MASS 6000KG
VERTICAL LOAD 500KG

26

▲ WARNING
Never use the diff-lock at high speed or on the road as this can cause rollover and injury.

1200-910-006-0

27

▲ WARNING
Do not use the accelerator lever except working on the field.

1200-910-021-0

28

▲ WARNING
Do not refuel the tractor while smoking or near naked flame or sparks, always stop engine before refueling tractors.

1201-910-005-0

29

▲ WARNING
Always fasten Your seat belt.

1205-910-014-0

30

▲ WARNING
Do not remove radiator cap while engine is hot. Hot steam will injure you.

1230-430-012-0

31

T353
T303

32

33

LOW SULFUR FUEL
OR ULTRA LOW
SULFUR FUEL ONLY

34

▲ WARNING
Push the button to lock position with joystick lever is neutral whenever the implement is not operation.

1789-910-001-0

36

▲ WARNING
Stay clear of raised Boom and bucket.

1783-910-011-0

37

35

NOTE

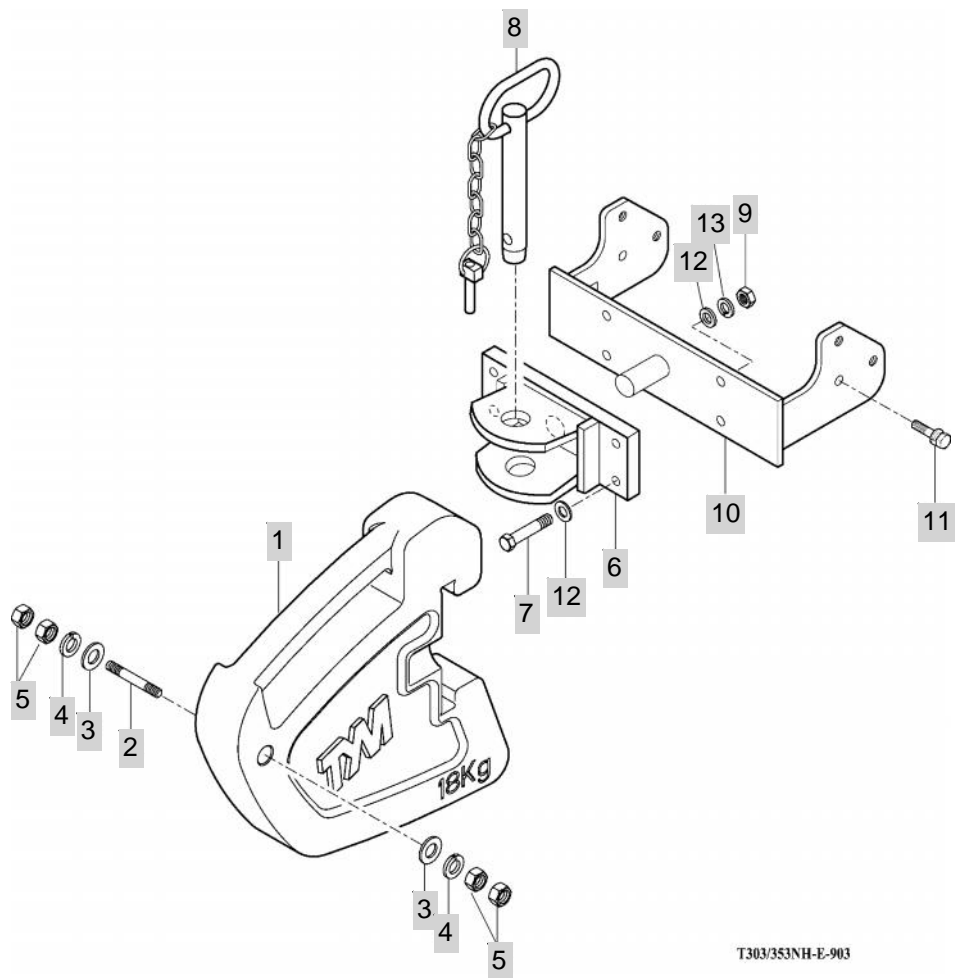
FIG 903

T353NH

WEIGHT

년/월
Year/Month

2020.07



T303/353NH-E-903

NOTE

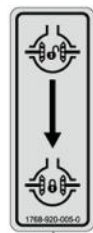
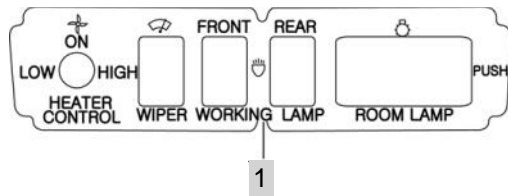
FIG 904

T353NH

LABEL

년/월
Year/Month

2020.07



NOTE

