

T353NC

Parts Catalog

목 차

1. ENGINE S4L2 PART NO. S4L2

FIG 101 CYLINDER HEAD	7
FIG 102 VALVE MECHANISM	9
FIG 103 ROCKER COVER & CAMSHAFT	11
FIG 104 CRANKCASE	13
FIG 105 REAR PLATE & MAIN METAL	15
FIG 106 TIMING GEAR CASE	17
FIG 107 OIL PAN	19
FIG 108 MAIN MOVING PARTS	21
FIG 109 TIMING GEAR	23
FIG 110 INLET & EXHAUST SYSTEM	25
FIG 111 OIL PUMP	27
FIG 112 OIL SYSTEM	29
FIG 113 COOLING SYSTEM	31
FIG 114 FUEL SYSTEM	33
FIG 115 NOZZLE	35
FIG 116 FUEL INJECTION PUMP	37
FIG 117 FUEL FILTER	39
FIG 118 GOVERNOR	41
FIG 119 ELECTRIC PARTS	43
FIG 120 STARTER	45
FIG 121 ALTERNATOR	47
FIG 122 CONTROL SYSTEM	49
FIG 123 INSTRUMENT	51
FIG 124 OVERHAUL GASKET KIT	53

2. ENGINE ACCESSORIES & CONTROL PART NO. T353NC-E-C2

FIG 201 AIR CLEANER	56
FIG 202 RADIATOR	58
FIG 203 MUFFLER	60
FIG 204 FUEL TANK	62

FIG 205 ACCELERATOR	64
---------------------	----

3. CLUTCH, BRAKE, STEERING PART NO. T353NC-E-C3

FIG 301 CLUTCH PEDAL	67
FIG 302 FLYWHEEL & CLUTCH	69
FIG 303 BRAKE PEDAL	71
FIG 304 BRAKE	73
FIG 305 HAND BRAKE LINKAGE	75
FIG 306 FRONT WHEEL MOUNTING	77
FIG 306A FRONT WHEEL MOUNTING	79
FIG 307 REAR WHEEL MOUNTING	81
FIG 307A REAR WHEEL MOUNTING	83
FIG 308 STEERING WHEEL	85
FIG 309 STEERING VALVE & TILT	87
FIG 310 STEERING CYLINDER	89

4. TRANSMISSION & REAR AXLE PART NO. T353NC-E-C4

FIG 401 TRANSMISSION FRONT CASE	92
FIG 402 INPUT METAL	94
FIG 403 INPUT GEAR	96
FIG 404 4WD DRIVE GEAR	98
FIG 405 MAIN CHANGE GEARS & REVERSE GEARS	100
FIG 406 SUB CHANGE GEARS	102
FIG 407 PINION GEARS	104
FIG 408 P.T.O DRIVE SHAFT	106
FIG 409 P.T.O CHANGE GEARS	108
FIG 410 DIFF LOCK	110
FIG 411 TRANSMISSION REAR CASE	112
FIG 412 REAR AXLE HOUSINGS (1)	114
FIG 413 REAR AXLE HOUSINGS (2)	116
FIG 414 MAIN CHANGE LEVER	118
FIG 415 SUB CHANGE LEVER	120
FIG 416 REVERSE LINK	122
FIG 417 REVERSE CHANGE LEVER	124
FIG 418 4WD CHANGE LEVER	126

5. FRONT AXLE PART NO. T353NC-E-C5

FIG 501 FRONT AXLE BRACKET	129
----------------------------	-----

FIG 502 FRONT DIFFERENTIAL GEARS & SHAFT	131
FIG 503 FRONT AXLE HOUSING	133
FIG 504 FRONT GEAR CASE (1)	135
FIG 505 FRONT GEAR CASE (2)	137

6. HYDRAULICS & 3-POINT LINK PART NO. T353NC-E-C6

FIG 601 GEAR PUMP	140
FIG 602 CYLINDER CASE	142
FIG 603 LIFT ARM	144
FIG 604 CYLINDER	146
FIG 605 POSITION LINK (1)	148
FIG 606 POSITION LINK (2)	150
FIG 607 CONTROL VALVE	152
FIG 608 POSITION LEVER	154
FIG 609 HYDRAULIC PIPE (1)	156
FIG 609A HYDRAULIC PIPE (1)	158
FIG 610 HYDRAULIC PIPE (2)	160
FIG 611 EXTERIOR HYD.VALVE	162
FIG 611A EXTERIOR HYD.VALVE	164
FIG 612 3-POINT LINK	166
FIG 613 HITCH & COVER	168

7. SHEET METAL & ROPS PART NO. T353NC-E-C7

FIG 701 HOOD (1)	171
FIG 702 BONNET	173
FIG 704 FENDER & REAR FRAME	175
FIG 704A FENDER & REAR FRAME	178
FIG 705 DASH PANEL	181
FIG 706 FLOOR PANEL	183
FIG 707 SEAT	185
FIG 708 FRONT & REAR MOUNTING	187
FIG 709 ROPS	189
FIG 710 FRONT & REAR MOUNTING	191
FIG 711 SEAL FLOOR & CABIN	193
FIG 712 CAB FRAME & DOOR	195
FIG 713 FRONT GLASS	197

FIG 714 SIDE & REAR GLASS	199
FIG 715 ROOF	201
FIG 716 HEATER	203
FIG 717 ROOF	205

8. ELECTRICALS & HARNESS PART NO. T353NC-E-C8

FIG 801 BATTERY & MOUNTING	208
FIG 802 LAMP	210
FIG 803 INSTRUMENT PANEL	212
FIG 804 ELECTRIC SYSTEM	214
FIG 805 HARNESS (1)	216
FIG 806 HARNESS (2)	218
FIG 808 HARNESS	220

9. WEIGHT,LABEL,TOOLS PART NO. T353NC-E-C9

FIG 901 WEIGHT	223
FIG 902 TOOL & ACCESSORY	225
FIG 903-1 LABEL	227
FIG 903-2 LABEL	229
FIG 904 LABEL	231
FIG 904 LABEL	233

1. ENGINE S4L2 PART NO. S4L2

FIG 101 CYLINDER HEAD	7
FIG 102 VALVE MECHANISM	9
FIG 103 ROCKER COVER & CAMSHAFT	11
FIG 104 CRANKCASE	13
FIG 105 REAR PLATE & MAIN METAL	15
FIG 106 TIMING GEAR CASE	17
FIG 107 OIL PAN	19
FIG 108 MAIN MOVING PARTS	21
FIG 109 TIMING GEAR	23
FIG 110 INLET & EXHAUST SYSTEM	25
FIG 111 OIL PUMP	27
FIG 112 OIL SYSTEM	29
FIG 113 COOLING SYSTEM	31
FIG 114 FUEL SYSTEM	33
FIG 115 NOZZLE	35
FIG 116 FUEL INJECTION PUMP	37
FIG 117 FUEL FILTER	39
FIG 118 GOVERNOR	41
FIG 119 ELECTRIC PARTS	43
FIG 120 STARTER	45
FIG 121 ALTERNATOR	47
FIG 122 CONTROL SYSTEM	49
FIG 123 INSTRUMENT	51
FIG 124 OVERHAUL GASKET KIT	53

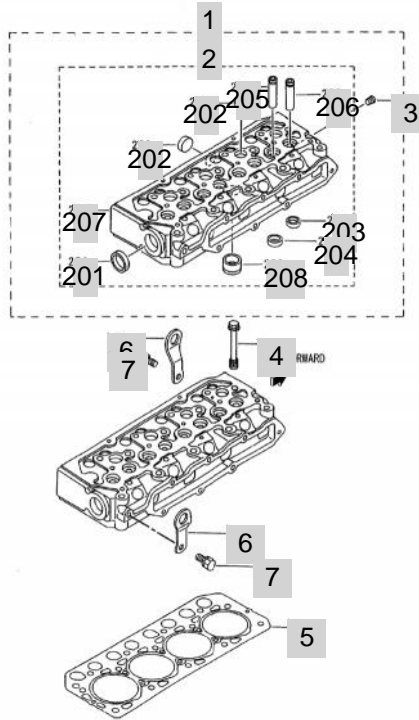
FIG 101

T353NC

CYLINDER HEAD

년/월
Year/Month

2020.07



NOTE

FIG 101 T353NC		CYLINDER HEAD					년/월 Year/Month	REMARKS
							2020.07	
KEY NO	PART NO	DESCRIPTION	SPEC	QTY	REPAIR	EFFECTIVE DATE	REMARKS	
101	1	31A01-15021	HEAD ASSY,CYLINDER		1	C		
101	2	*	HEAD SUB ASSY,CYL		1			
101	201	MD000245	CAP,SEALING		1	B		
101	202	MF665538	CAP,SEALING		7	B		
101	203	*	SEAT,VALVE,INLET		4			
101	204	*	SEAT,VALVE,EXHAUST		4			
101	205	31A01-02500	GUIDE,EXHAUST VALVE		4	B		
101	206	31A01-02800	GUIDE,INLET VALVE		4	B		
101	207	*	HEAD,CYLINDER		1			
101	208	31A03-13600	JET,COMBUSTION		4			
101	3	MS661140	PLUG,TAPERED		1			
101	4	31A01-11101	BOLT,CYLINDER HEAD		14			
101	5	31A01-33300	GASKET,CYLINDER HEAD		1	B		
101	6	MM408470	HANGER,ENGINER		2			
101	7	MF241280	BOLT,W/WASHER		2			
NOTE								

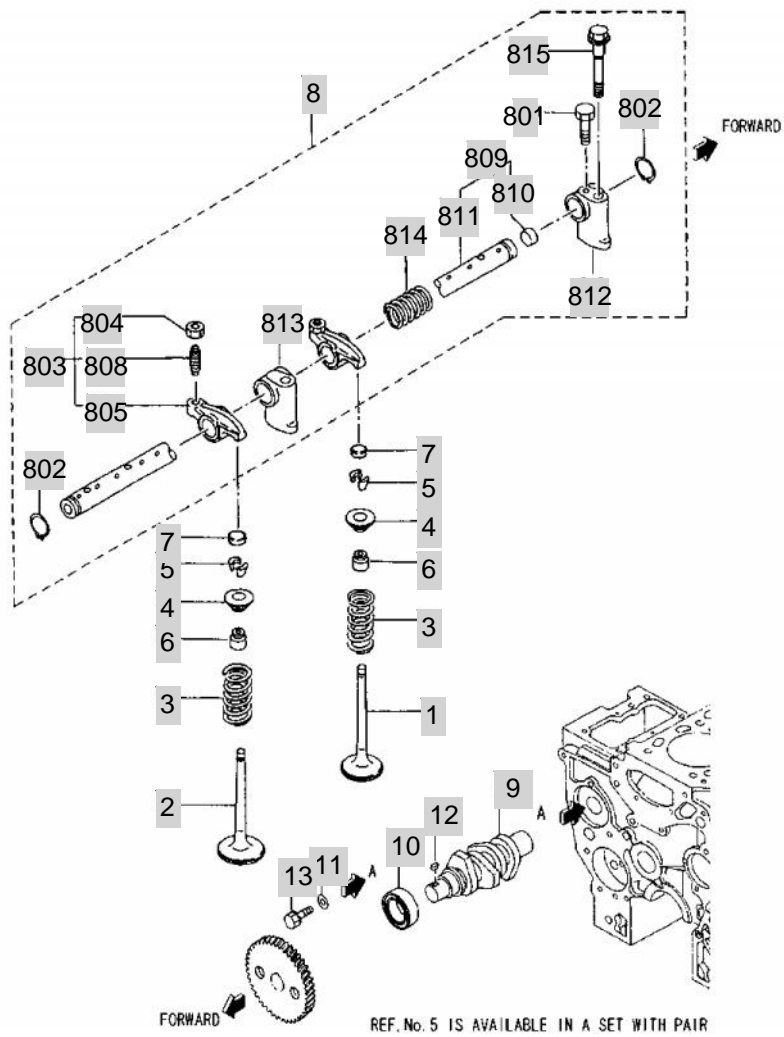
FIG 102

VALVE MECHANISM

년/월
Year/Month

2020.07

T353NC



NOTE

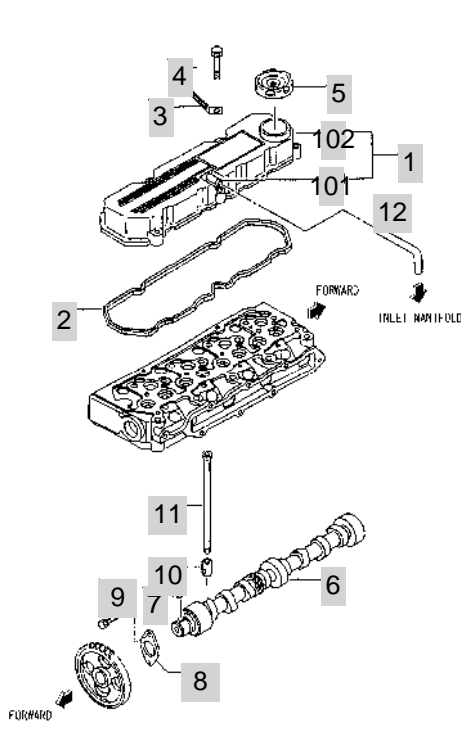
FIG 103

T353NC

ROCKER COVER & CAMSHAFT

년/월
Year/Month

2020.07



NOTE

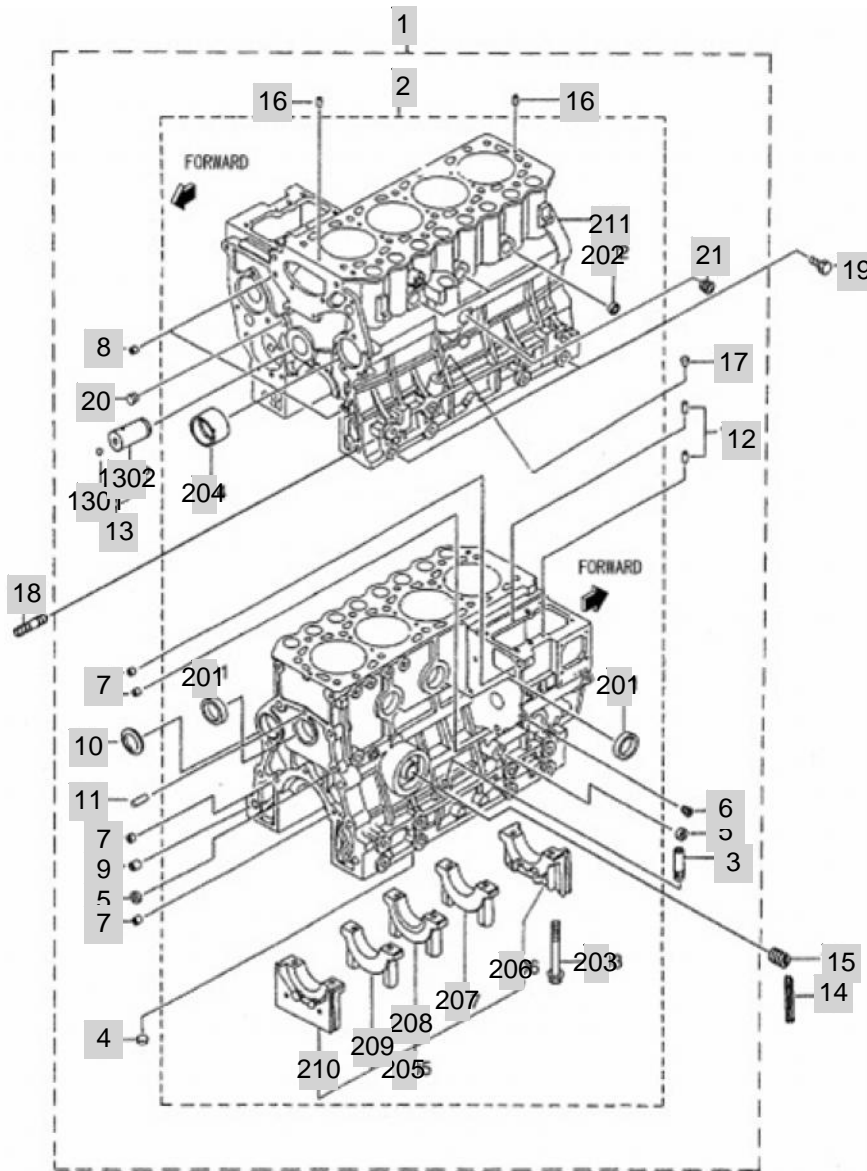
FIG 104

CRANKCASE

년/월
Year/Month

2020.07

T353NC



NOTE

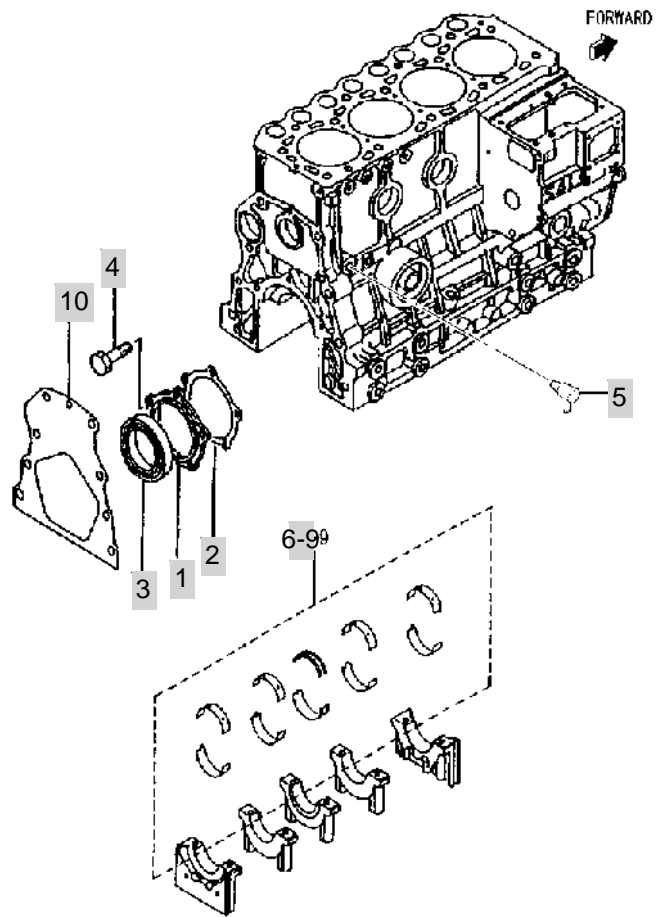
FIG 105

T353NC

REAR PLATE & MAIN METAL

년/월
Year/Month

2020.07



NOTE

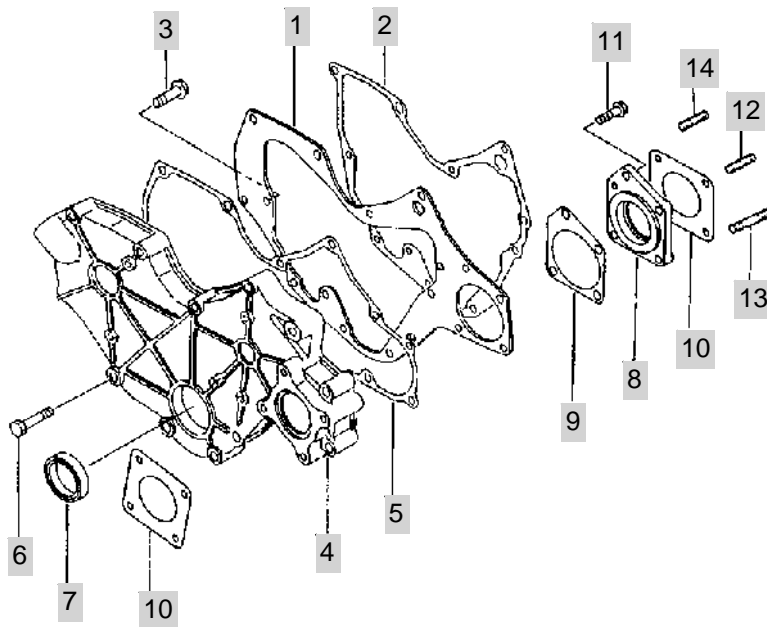
FIG 106

T353NC

TIMING GEAR CASE

년/월
Year/Month

2020.07



NOTE

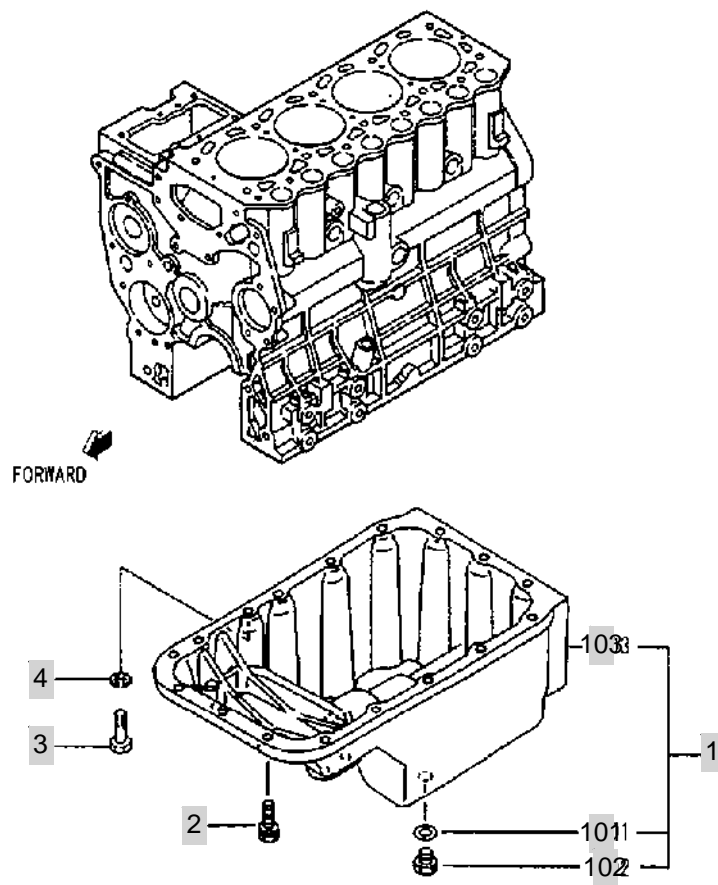
FIG 107

T353NC

OIL PAN

년/월
Year/Month

2020.07



NOTE

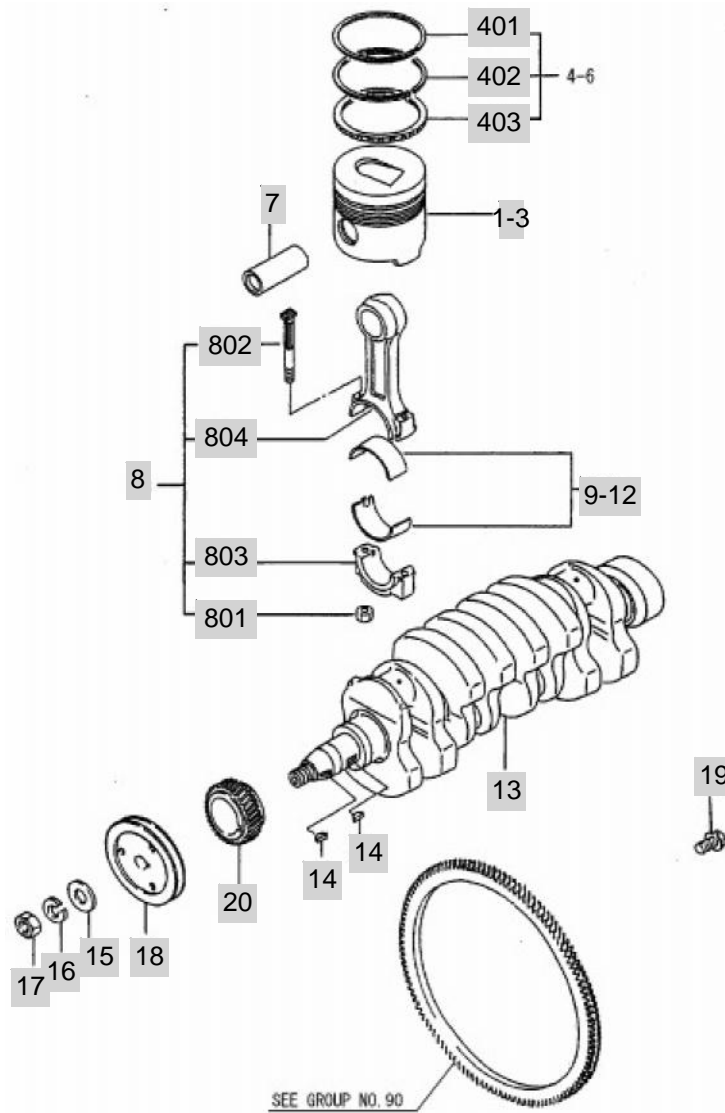
FIG 108

T353NC

MAIN MOVING PARTS

년/월
Year/Month

2020.07



NOTE

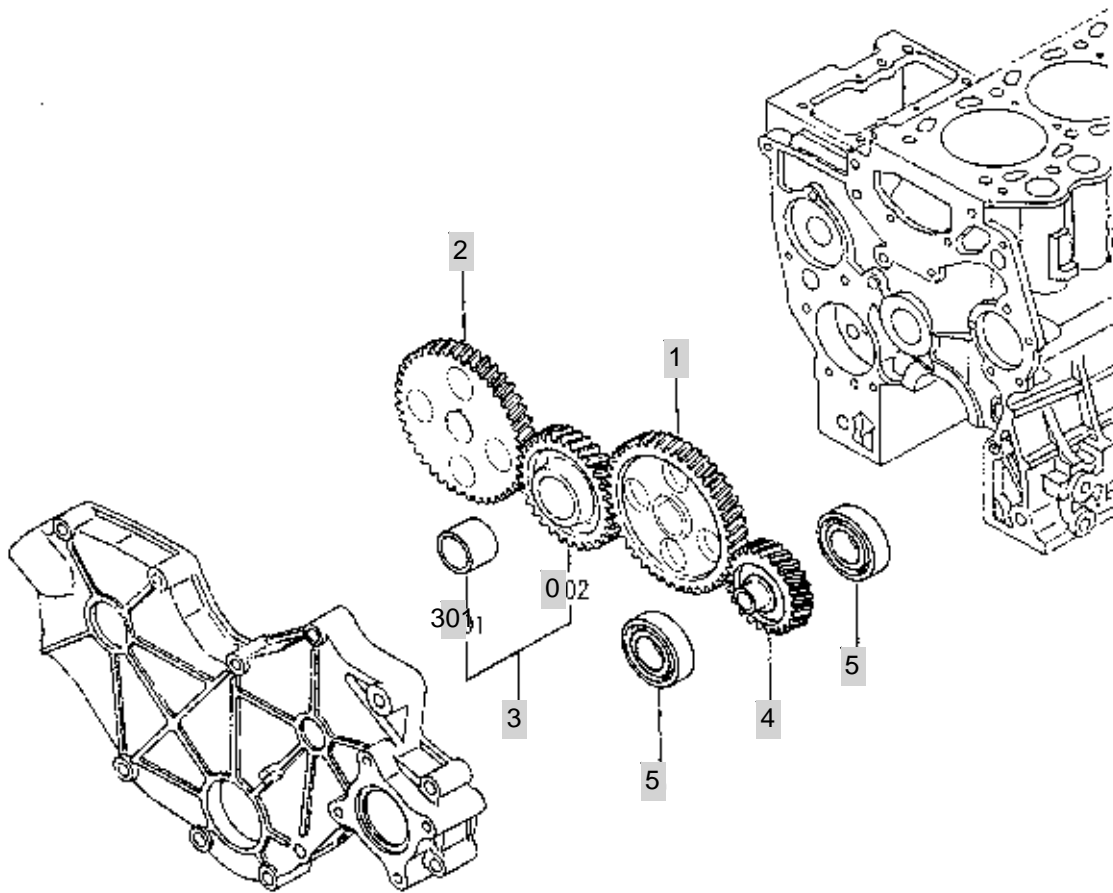
FIG 109

T353NC

TIMING GEAR

년/월
Year/Month

2020.07



NOTE

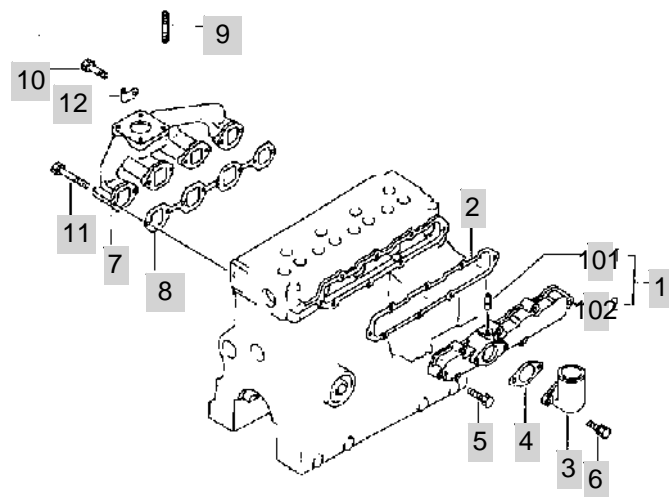
FIG 110

T353NC

INLET & EXHAUST SYSTEM

년/월
Year/Month

2020.07



NOTE

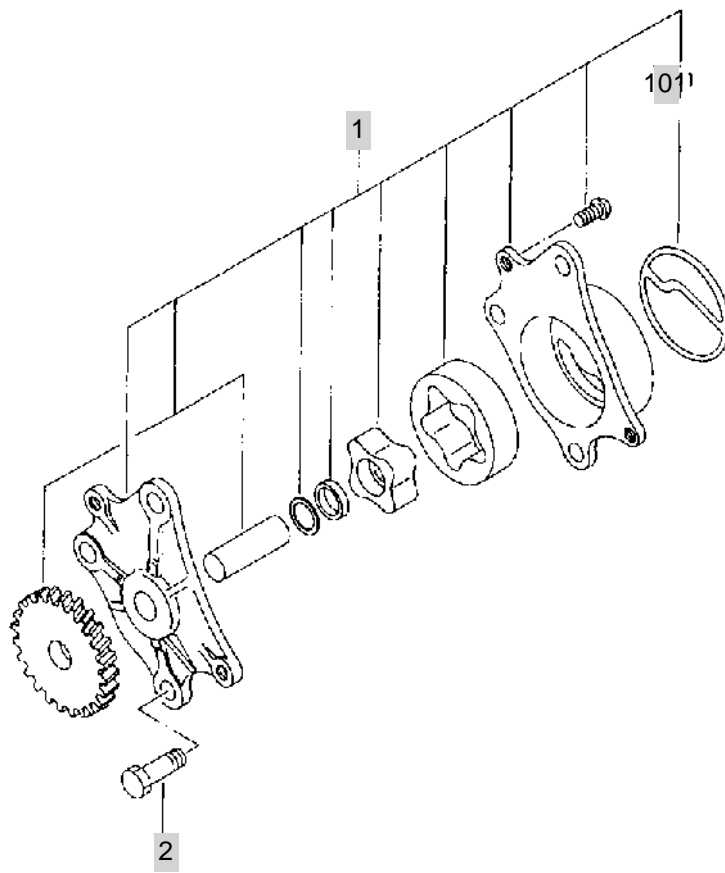
FIG 111

T353NC

OIL PUMP

년/월
Year/Month

2020.07



NOTE

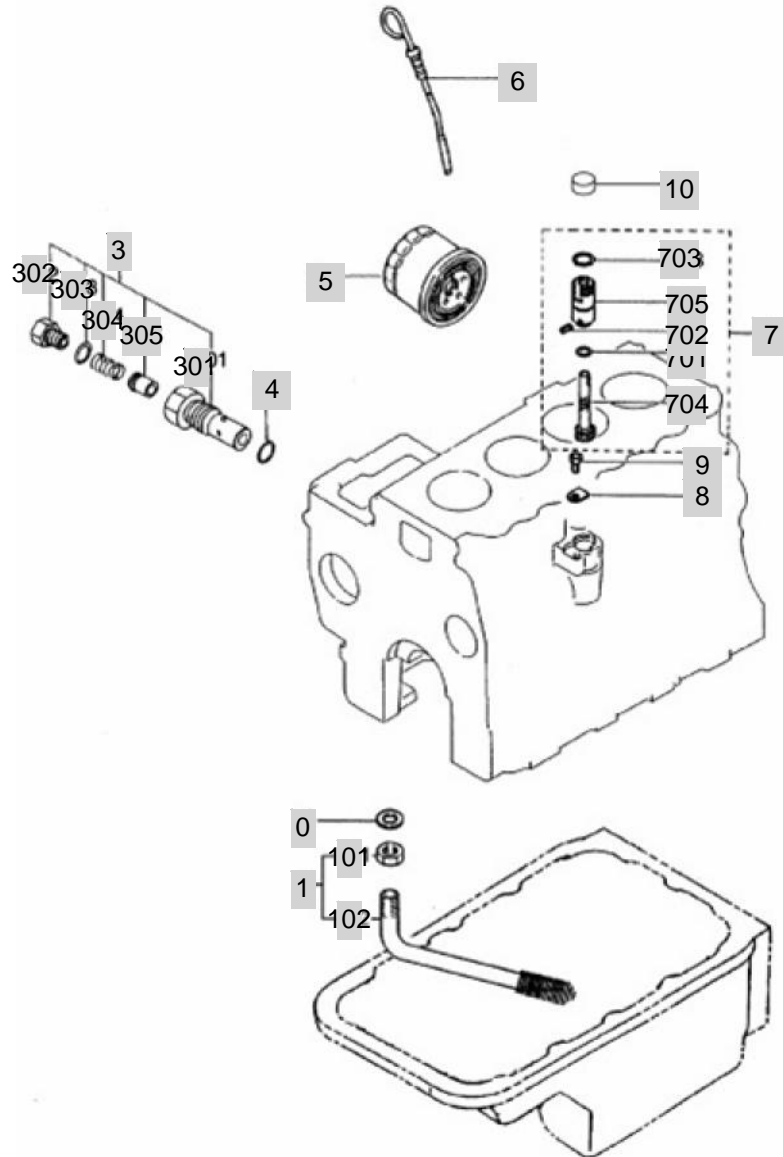
FIG 112

OIL SYSTEM

년/월
Year/Month

2020.07

T353NC



NOTE

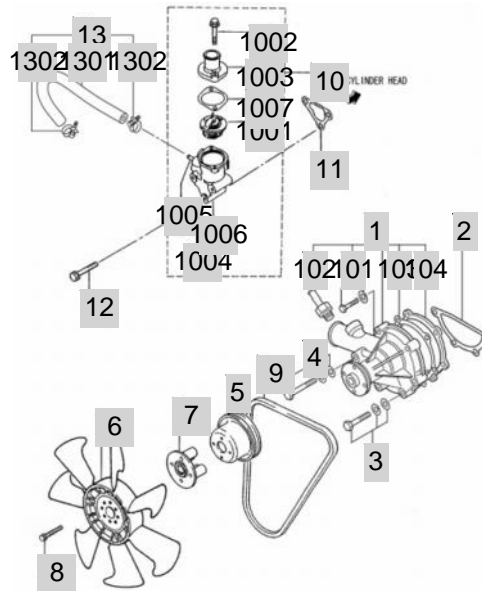
FIG 113

COOLING SYSTEM

년/월
Year/Month

T353NC

2020.07



NOTE

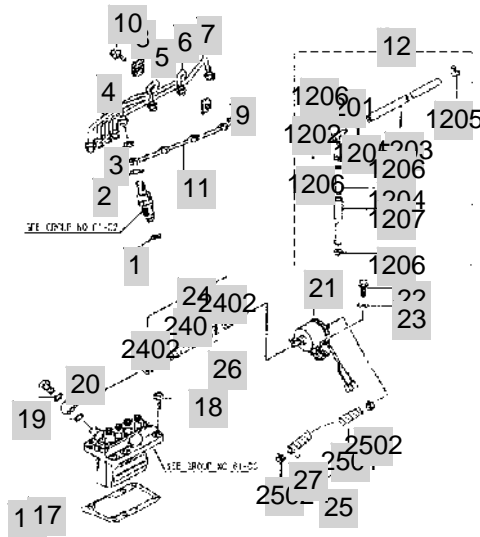
FIG 114

T353NC

FUEL SYSTEM

년/월
Year/Month

2020.07



NOTE

FIG 114		FUEL SYSTEM						년/월	REMARKS
								Year/Month	
T353NC								2020.07	
KEY NO	PART NO	DESCRIPTION	SPEC	QTY	REPAIR	EFFECTIVE DATE	REMARKS		
114	1	MD070717	GASKET,HOLDER		4	B			
114	2	MD068355	GASKET,FUEL RETURN		4	B			
114	3	MD068353	NUT		4				
114	4	31A61-07101	PIPE,INJECTION NO.1		1				
114	5	31A61-07201	PIPE,INJECTION NO.2		1				
114	6	31A61-07301	PIPE,INJECTION NO.3		1				
114	7	31A61-07401	PIPE,INJECTION NO.4		1				
114	8	MM430703	CLAMP		3				
114	9	MM430614	CLAMP		3				
114	10	MF243628	BOLT,W/WASHER		3				
114	11	31A61-12600	PIPE,FUEL LEAK OFF		1				
114	12	31A61-03200	HOSE ASSY,AIR VENT		1				
114	1201	MM400886	JOINT		1				
114	1202	MM430130	HOSE,FUEL		1				
114	1203	MS602063	HOSE,FUEL		1				
114	1204	MS604043	HOSE,FUEL		1				
114	1205	MS660163	CLIP		2				
114	1206	MS660169	CLIP		4				
114	1207	31A61-01200	HOSE,RUBBER		1	B			
114	13	MM409036	SHIM	T=0.7	AR				
114	17	MM409031	SHIM	T=1.0	AR				
114	18	MF100055	BOLT		6				
114	19	MK661-14000	WASHER,SEAL		2				
114	20	31A65-00600	COLLAR,UNION		1				
114	21	31A60-00300	PUMP ASSY,FUEL		1	B			
114	22	MF241229	BOLT,W/WASHER		2				
114	23	MD107589	WASHER		2				
114	24	31B61-05200	HOSE ASSY,FUEL		1				
114	2401	MS603029	HOSE,FUEL		1				
114	2402	MS660164	CLIP		2				
114	25	MM409276	HOSE ASSY,FUEL		1	A			
114	2501	MS603016	HOSE,FUEL		1				
114	2502	MS660164	CLIP		2				
114	26	05379-22020	TUBE,SPIRAL		1				
114	27	05379-22030	TUBE,SPIRAL		1				
NOTE									

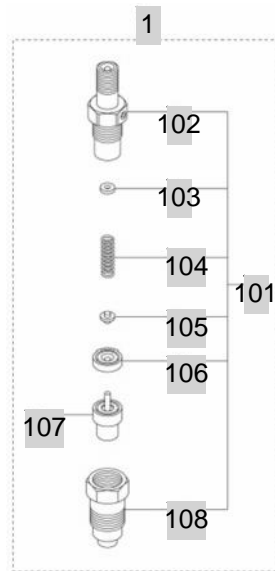
FIG 115

T353NC

NOZZLE

년/월
Year/Month

2020.07



NOTE

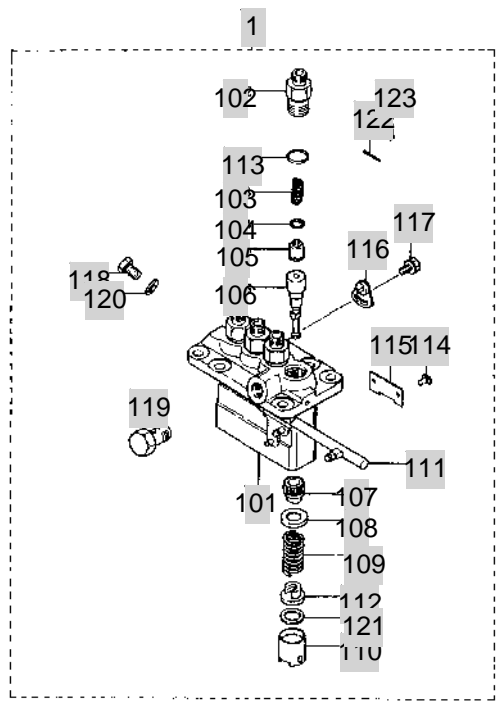
FIG 116

T353NC

FUEL INJECTION PUMP

년/월
Year/Month

2020.07



NOTE

FIG 116 T353NC	FUEL INJECTION PUMP	년/월 Year/Month
		2020.07

KEY NO	PART NO	DESCRIPTION	SPEC	QTY	REPAIR	EFFECTIVE DATE	REMARKS
116	1	31A65-14030	PUMP ASSY,FUEL INJ	094500-6444 NDC	1		
116	101	09011-05070	HOUSING SUB ASSY		1		
116	102	47X01-13200	HOLDER,DELIVERY		4		
116	103	47X01-13300	SPRING,DELIVERY		4		
116	104	09013-70130	GASKET,DELIVERY		4		
116	105	47X01-07700	VALVE SUB ASSY		4		
116	106	47X01-19900	ELEMENT SUB ASSY		4		
116	107	09016-10210	SLEEVE,CONTROL		4		
116	108	09016-30082	SEAT,SPRING UPPER		4		
116	109	09016-40172	SPRING,PLUNGER		4	B	
116	110	09017-00170	TAPPET SUB ASSY		4		
116	111	09021-00440	RACK ASSY,CONTROL		1		
116	112	09030-10060	SEAT,SPRING LOWER		4		
116	113	90802-20150	O-RING		4	B	
116	114	09018-30050	PIN,TAPPET GUIDE		4		
116	115	MM500232	PLATE		2		
116	116	09006-80020	PLATE,ADJUSTING		3		
116	117	94904-80800	BOLT,WASHER HEAD		3		
116	118	09024-40180	SCREW,AIR BLEEDER		1		
116	119	34461-25239	SCREW,HOLLOW		1		
116	120	94901-81020	WASHER,PLATE		1		
116	121	*	PLATE SHIM		AR		
116	122	47X01-21700	NAME PLATE		1		
116	123	94903-00030	RIVET		2		

NOTE	
------	--

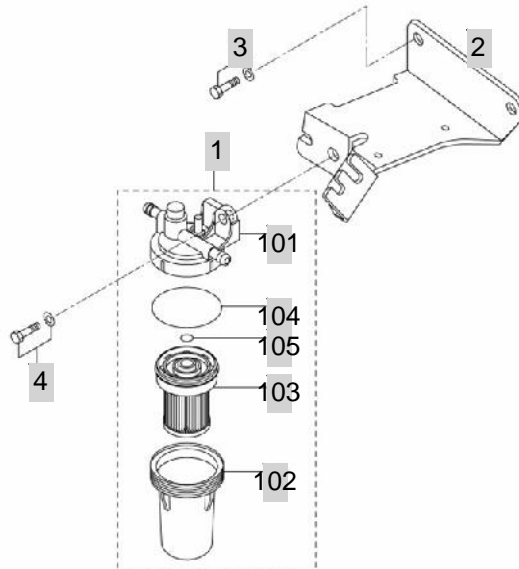
FIG 117

T353NC

FUEL FILTER

년/월
Year/Month

2020.07



NOTE

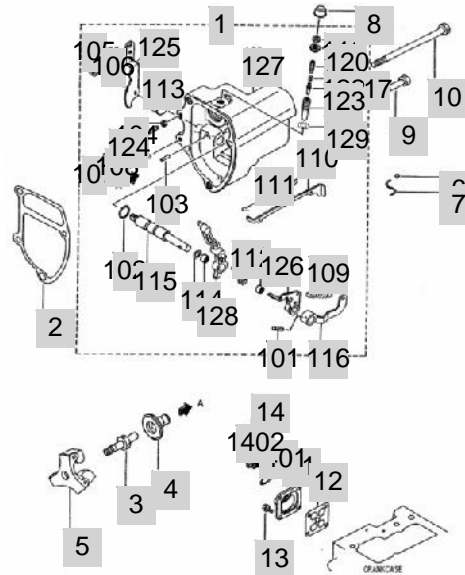
FIG 118

GOVERNOR

년/월
Year/Month

T353NC

2020.07



NOTE

FIG 118		GOVERNOR						년/월 Year/Month	
								2020.07	
T353NC		KEY NO	PART NO	DESCRIPTION	SPEC	QTY	REPAIR	EFFECTIVE DATE	
118	1	31A64-03022	CASE ASSY,GOVERNOR			1			
118	101	F2850-03020	PIN,SPRING			1			
118	102	F3150-01010	O-RING			1			
118	103	K8712630	PIN,GROOVED			1			
118	104	MF430004	NUT			1			
118	105	MF430725	NUT,JAM			1			
118	106	MF450405	WASHER,SPRING			1			
118	107	30L63-00030	BOLT ASSY,HIGH SPEED			1			
118	108	30L63-02600	C-RING,HIGH SPEED			1			
118	109	31A63-03500	SPRING,GOVERNOR			1			
118	110	31A63-00400	TIE-ROD			1			
118	111	31A63-00500	SPRING,TIE-ROD			1			
118	112	31A63-05300	SPRING,START			1			
118	113	31A63-01800	COVER,GOVERNOR			1			
118	114	31A63-15200	SHIM,GOVERNOR SHAFT			1			
118	115	31A63-02600	SHAFT,GOVERNOR			1			
118	116	31A63-02700	LEVER,GOV SPRING			1			
118	117	31A64-01080	SPRING SET,TORQUE			1			
118	118	MD000961	NUT			1			
118	119	MD065628	SCREW,ADJUSTING			1			
118	120	30L63-00600	NUT,TORQUE SET			1			
118	121	31A64-00200	CASE,TORQUE SPRING			1			
118	122	31A64-01800	SPRING,TORQUE			2			
118	123	MM434541	STIPPER,SPRING			1			
118	124	31A63-07901	BOLT,LOW IDLE SET			1			
118	125	31A63-11301	LEVER,SPEED CONTROL			1			
118	126	31A63-01010	LEVER ASSY,TENSION			1			
118	127	31A63-22100	CASE,GOVERNOR			1			
118	128	31A63-15500	LEVER ASSY,GOVERNOR			1			
118	129	30L63-00700	C-RING,TORQUE SET			1			
118	2	31A63-12201	GASKET,GOVERNOR CASE			1	B		
118	3	31A63-10305	SHAFT,SLIDING SLEEVE			1	B		
118	4	31A63-20201	SLEEVE,SLIDING			1			
118	5	31A63-11061	WEIGHT ASSY,GOVERNOR			1			
118	6	MK992-00001	METAL			1			
118	7	MK993-00240	WIRE			1			
118	8	MM433614	CAP,TORQUE SET			1			
118	9	MF100064	BOLT			3			
118	10	31A63-02301	BOLT,GOVERNOR CASE			1			
118	11	MM435288	OIL INLET			1			
118	12	MM435249	PROTECTOR,OIL INLET			1	B		
118	13	MF241226	BOLT,W/WASHER			4			
118	14	30H42-04020	CAP ASSY,OIL FILLER			1			
118	1401	MF520402	O-RING			1			
118	1402	*	CAP,OIL FILTER			1			
NOTE									

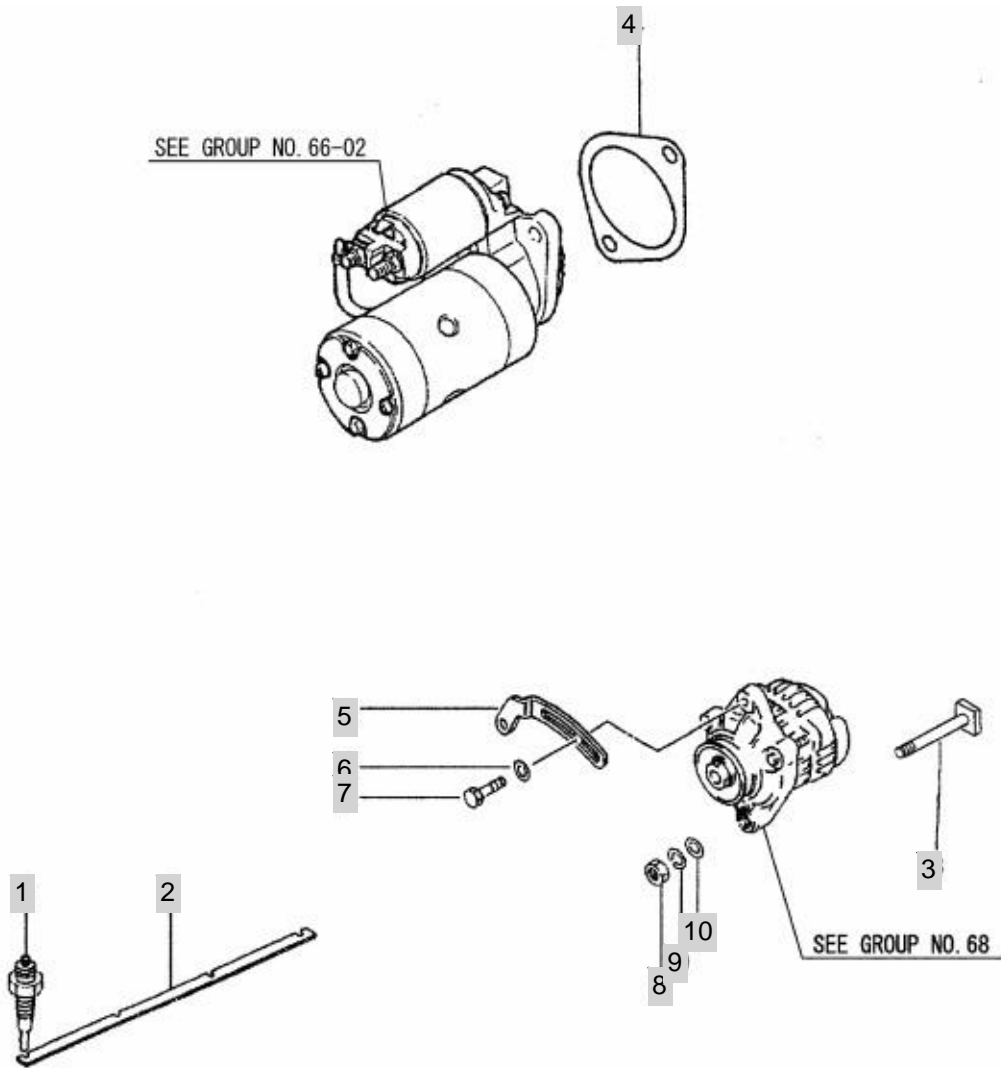
FIG 119

ELECTRIC PARTS

년/월
Year/Month

T353NC

2020.07



NOTE

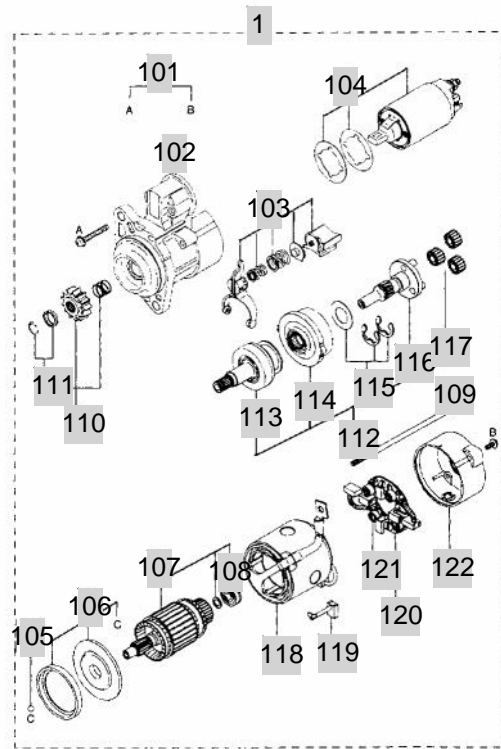
FIG 120

T353NC

STARTER

년/월
Year/Month

2020.07



NOTE

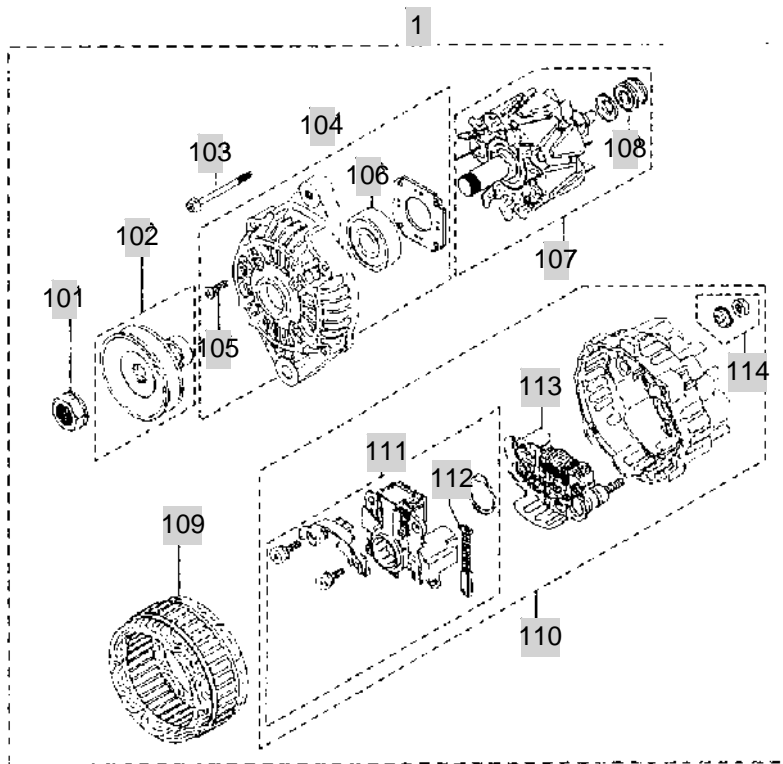
FIG 121

T353NC

ALTERNATOR

년/월
Year/Month

2020.07



NOTE

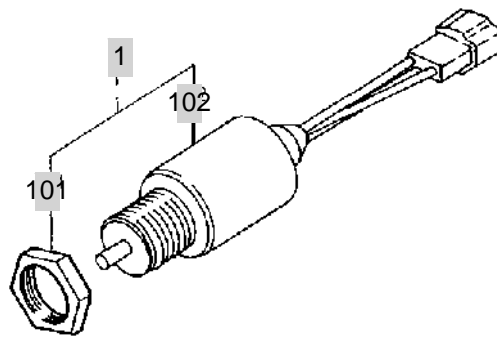
FIG 122

T353NC

CONTROL SYSTEM

년/월
Year/Month

2020.07



NOTE

FIG 122

T353NC

CONTROL SYSTEM

년/월
Year/Month

2020.07

KEY NO	PART NO	DESCRIPTION	SPEC	QTY	REPAIR	EFFECTIVE DATE	REMARKS
122	1	30A87-10042		1			
122	101	MM409671		1	B		
122	102	30A87-20402		1			
NOTE							

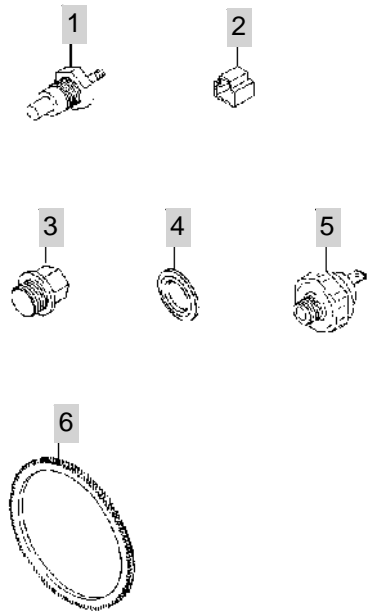
FIG 123

T353NC

INSTRUMENT

년/월
Year/Month

2020.07



NOTE

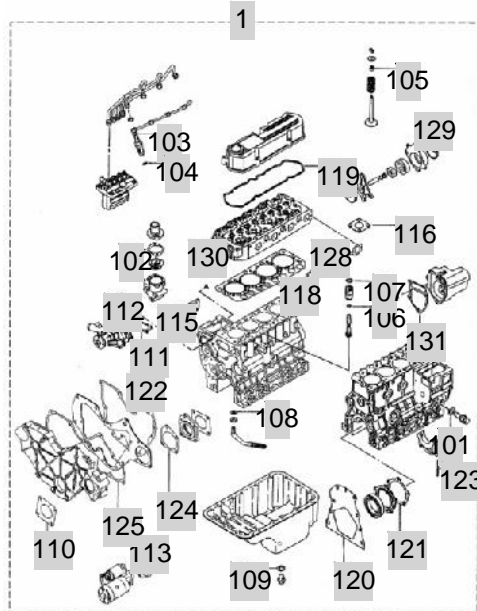
FIG 124

T353NC

OVERHAUL GASKET KIT

년/월
Year/Month

2020.07



NOTE

FIG 124 T353NC	OVERHAUL GASKET KIT	년/월 Year/Month
		2020.07

KEY NO	PART NO	DESCRIPTION	SPEC	QTY	REPAIR	EFFECTIVE DATE	REMARKS
124	1	31A94-06010	GASKET KIT,OVERHAUL		1	B	
124	101	34340-00700	GASKET		1	B	
124	102	31A46-11200	GASKET,THERMOSTAT		1	B	
124	103	MD068355	GASKET,FUEL RETURN		4	B	
124	104	MD070717	GASKET,HOLDER		4	B	
124	105	MD115472	SEAL,VALVE STEM		8	B	
124	106	MD701788	O-RING		1	B	
124	107	MF520012	O-RING		1	B	
124	108	MF660036	GASKET		1	B	
124	109	MF660065	GASKET,OIL DRAIN		2	B	
124	110	30A11-00101	GASKET,O/PUMP COVER		3	B	
124	111	30H45-00101	GASKET,WATER PUMP		1	B	
124	112	MM409326	GASKET,WATER PUMP		1	B	
124	113	30A66-00101	GASKET,STARTER		1	B	
124	114	F3153-06000	O-RING,FILTER CUP	NOT SHOWN	1	B	
124	115	MM435249	PROTECTOR,OIL INLET		1	B	
124	116	30A30-00200	GASKET,MUFFLER		2	B	
124	117	05946-01601	WASHER,SEALING	NOT SHOWN	4	B	
124	118	31A01-33300	GASKET,CYLINDER HEAD		1	B	
124	119	31A04-33202	GASKET,ROCKER COVER		1	B	
124	120	31A07-02401	GASKET,REAR		1	B	
124	121	31A07-11701	GASKET,OIL SEAL CASE		1	B	
124	122	31A07-11901	GASKET,FRONT PLATE		1	B	
124	123	31A07-12200	SEAL,SIDE		4	B	
124	124	31A11-05201	GASKET,HOUSING		1	B	
124	125	31A11-11101	GASKET,GEAR		1	B	
124	126	31A30-00801	GASKET,INLET PIPE	NOT SHOWN	1	B	
124	127	31A30-10902	GASKET,INLET COVER	NOT SHOWN	1	B	
124	128	31A32-01200	GASKET,EXHAUST		1	B	
124	129	31A35-02300	PACKING,BODY		1	B	
124	130	31A46-10101	GASKET,THERMO CASE		1	B	
124	131	31A63-12201	GASKET,GOVERNOR CASE		1	B	
124	132	32A91-05100	GASKET,LIQUID	NOT SHOWN	1	B	
124	133	MD050317	GASKET,OIL DRAIN	NOT SHOWN	2	B	
124	134	49168-15200	GASKET	NOT SHOWN	3	B	
124	135	MM434046	GASKET,TURBO	NOT SHOWN	1	B	
124	136	MF660063	GASKET	NOT SHOWN	2	B	
124	137	32C39-00200	O-RING,OIL COOLER	NOT SHOWN	1	B	
124	138	MF520004	O-RING,LEVEL GAGE	NOT SHOWN	1	B	
124	139	30A63-00101	GASKET,TIE-ROD COVER	NOT SHOWN	1	B	
124	140	F4202-14000	GASKET	NOT SHOWN	2	B	
124	141	MD000312	GASKET	NOT SHOWN	2	B	

NOTE

Z. ENGINE ACCESSORIES & CONTROL PART NO.

T353NC-E-C2

FIG 201 AIR CLEANER	56
FIG 202 RADIATOR	58
FIG 203 MUFFLER	60
FIG 204 FUEL TANK	62
FIG 205 ACCELERATOR	64

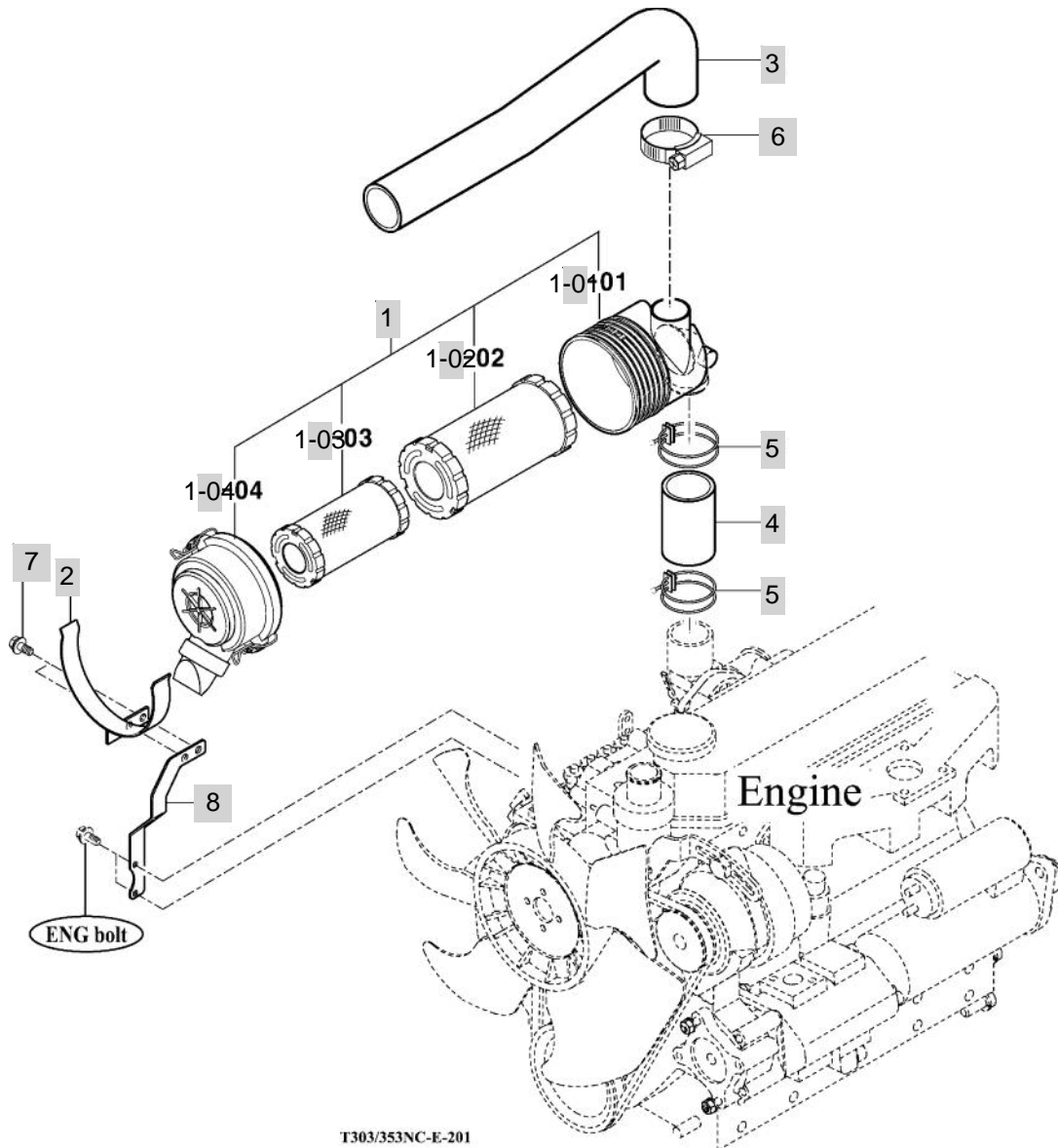
FIG 201

T353NC

AIR CLEANER

년/월
Year/Month

2020.07



NOTE

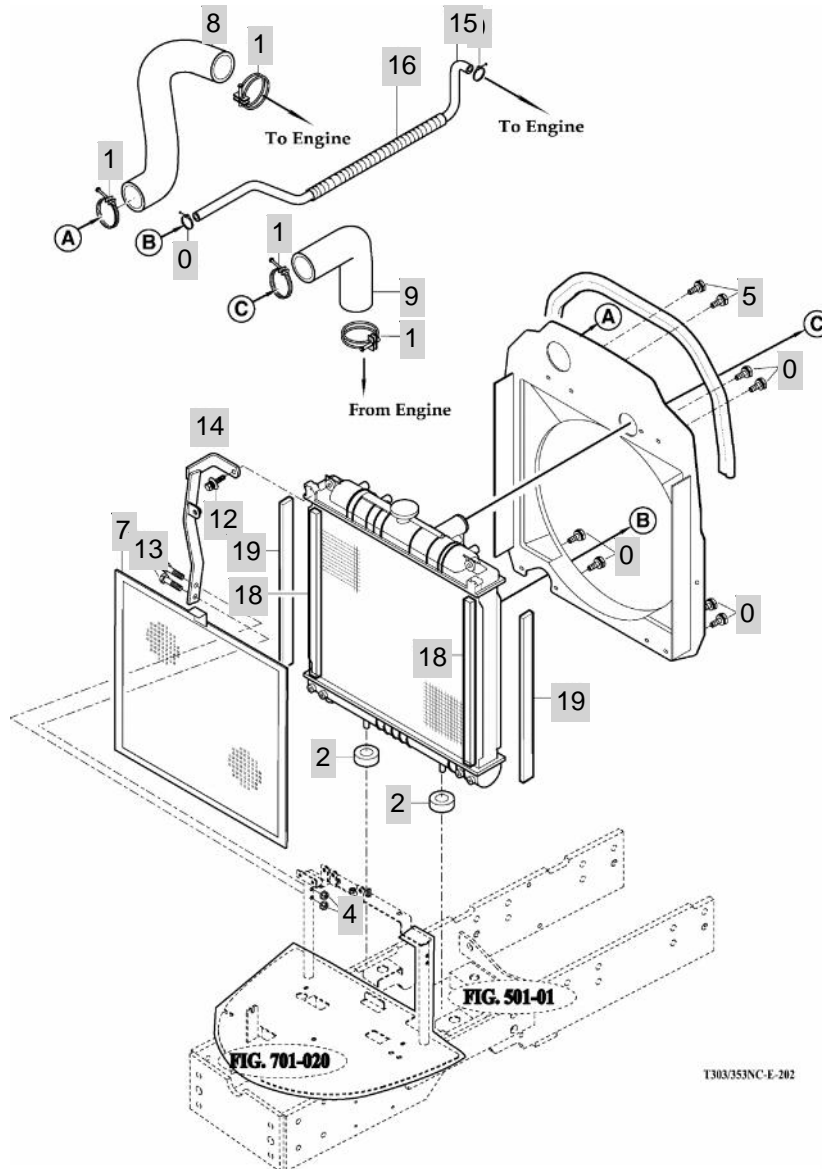
FIG 202

T353NC

RADIATOR

년/월
Year/Month

2020.07



T303/353NC-E-202

NOTE

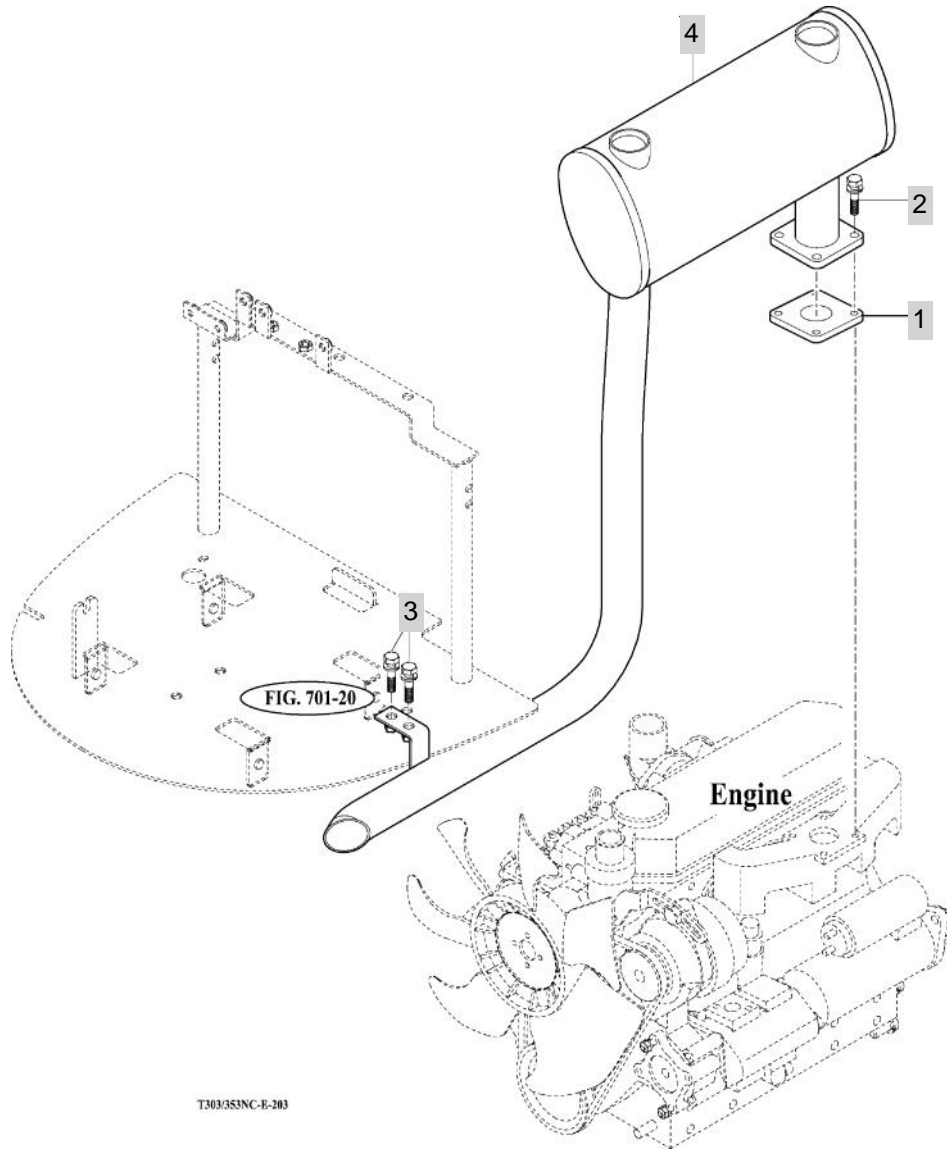
FIG 203

T353NC

MUFFLER

년/월
Year/Month

2020.07



T303353NC-E-203

NOTE

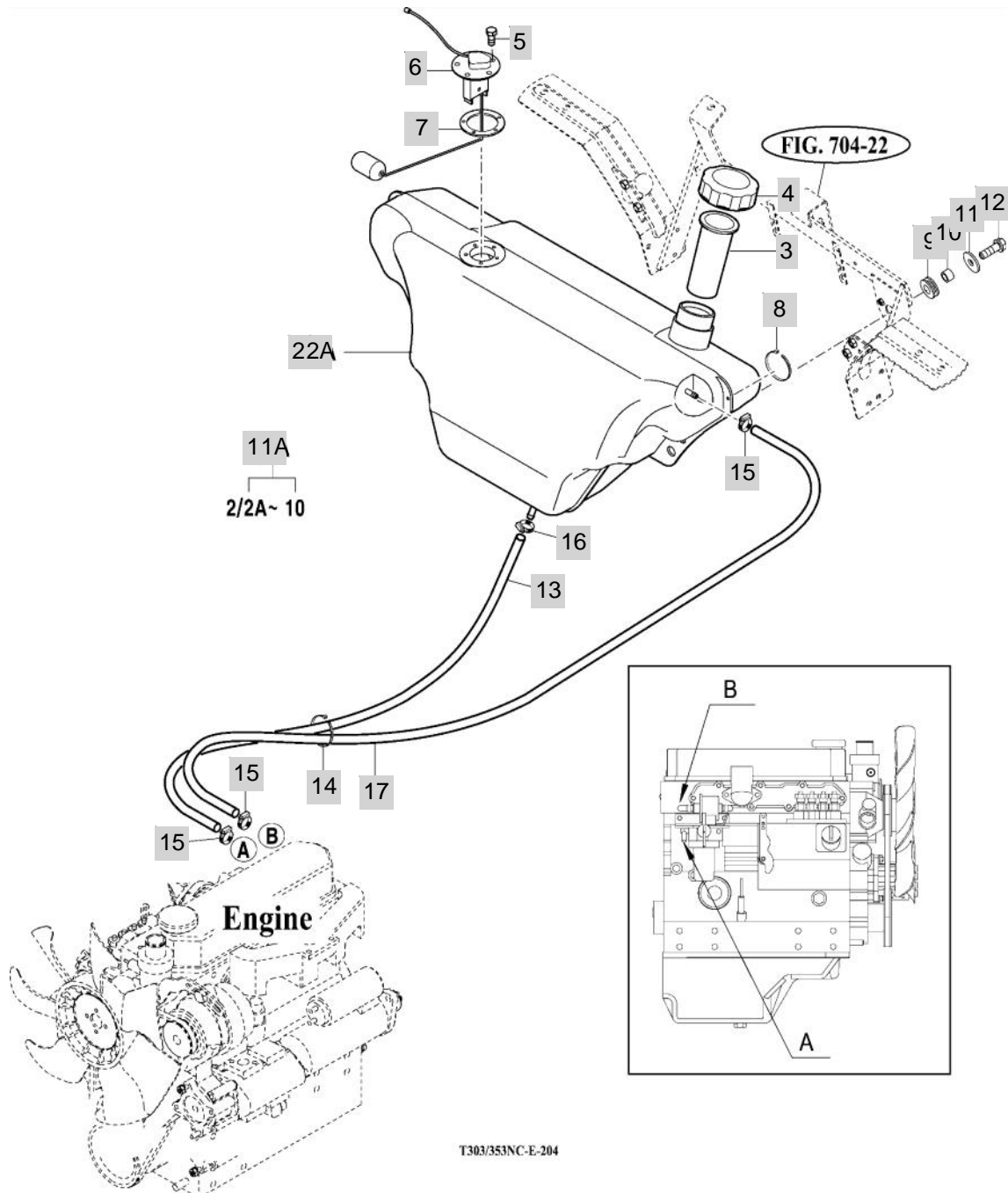
FIG 204

FUEL TANK

년/월
Year/Month

2020.07

T353NC



T303/353NC-E-204

NOTE

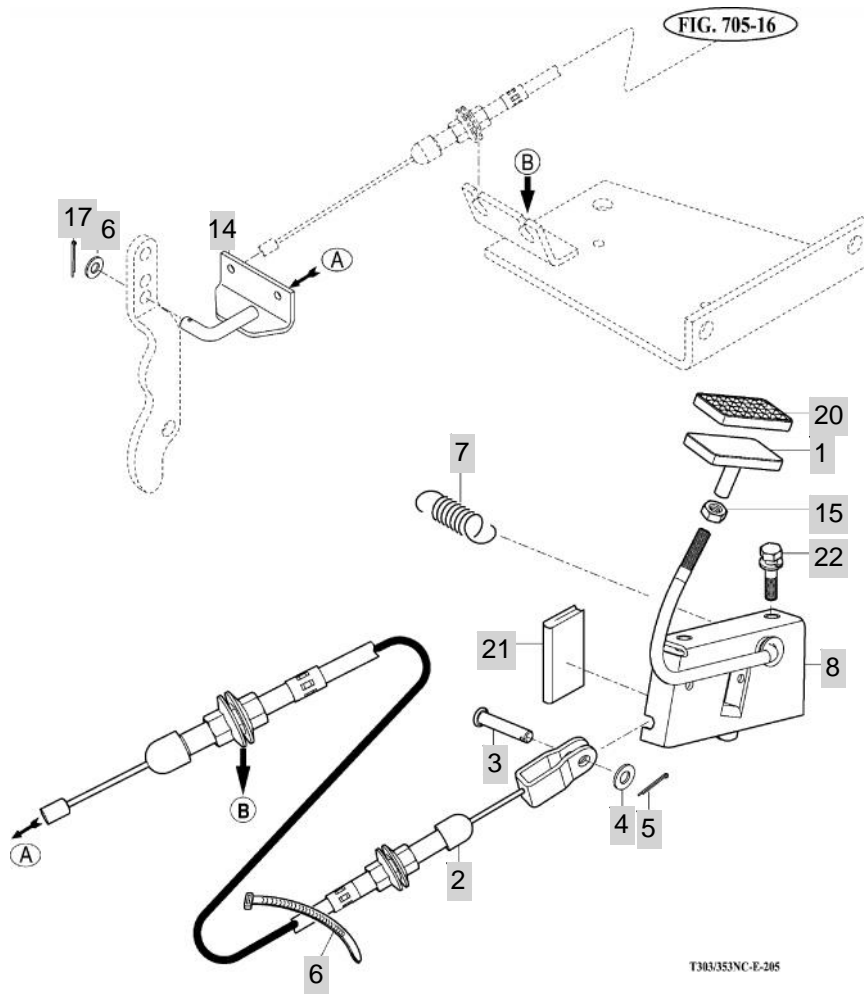
FIG 205

T353NC

ACCELERATOR

년/월
Year/Month

2020.07



NOTE

3. CLUTCH, BRAKE, STEERING PART NO. T353NC-E-C3

FIG 301 CLUTCH PEDAL	67
FIG 302 FLYWHEEL & CLUTCH	69
FIG 303 BRAKE PEDAL	71
FIG 304 BRAKE	73
FIG 305 HAND BRAKE LINKAGE	75
FIG 306 FRONT WHEEL MOUNTING	77
FIG 306A FRONT WHEEL MOUNTING	79
FIG 307 REAR WHEEL MOUNTING	81
FIG 307A REAR WHEEL MOUNTING	83
FIG 308 STEERING WHEEL	85
FIG 309 STEERING VALVE & TILT	87
FIG 310 STEERING CYLINDER	89

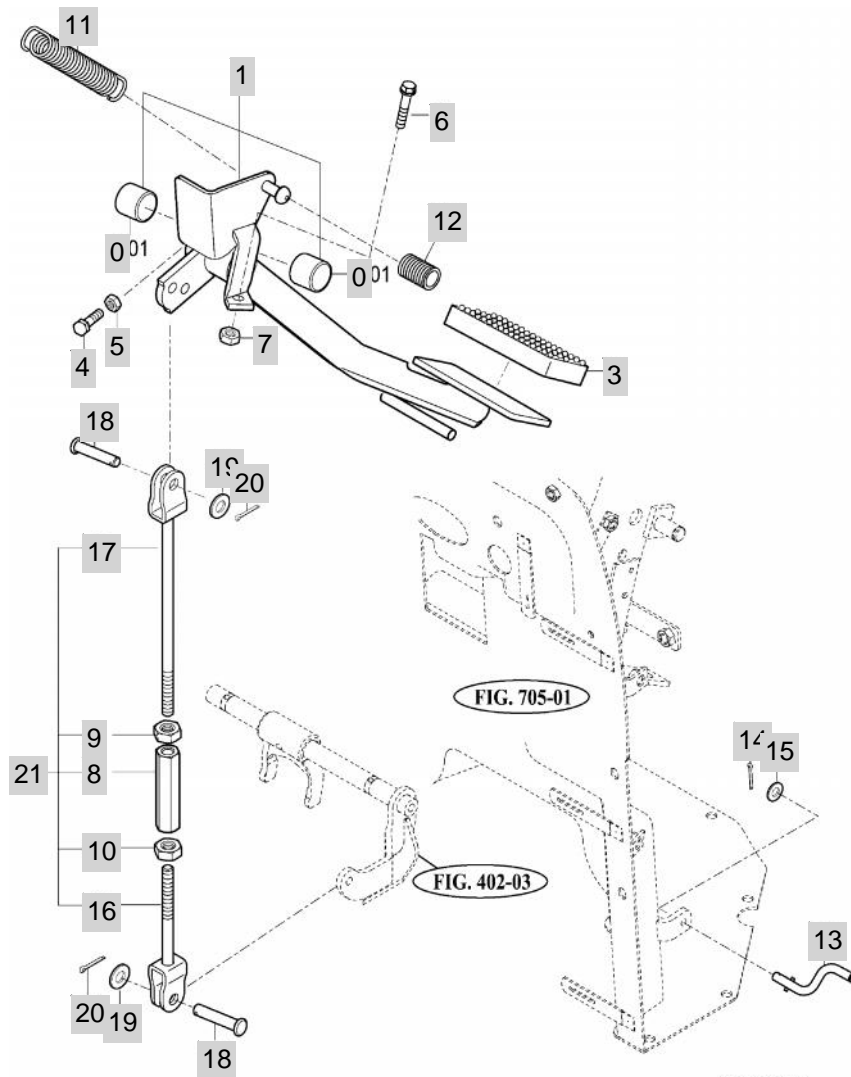
FIG 301

T353NC

CLUTCH PEDAL

년/월
Year/Month

2020.07



T303/353NC-E-301

NOTE

FIG 301		CLUTCH PEDAL						년/월 Year/Month		
								2020.07		
T353NC		PART NO		DESCRIPTION		SPEC	QTY	REPAIR	EFFECTIVE DATE	REMARKS
301	1	14571332000		PEDAL ASSY , CLUTCH		1X1X1	1			
301	2	35017030080		BUSH , DU20X23X20			2		20110321	
301	3	15241220010		PAD		1X1X1	1			
301	4	V2013608030		BOLT , HEX		M8X30	1		20081201	
301	5	V2183608020		BOLT , HEX/SP		M8X20	4		20081201	
301	6	V2013608030		BOLT , HEX		M8X30	1		20081201	
301	7	V2183608020		BOLT , HEX/SP		M8X20	4		20081201	
301	8	16601220020		TURNBUCKLE , M8 L60			1		20081001	
301	9	15601320073		NUT , HEX LH		"2중,M8"	1		20081201	
301	10	V2183608020		BOLT , HEX/SP		M8X20	4		20081201	
301	11	14041200080		RETURN SPRING , CLUTCH		HL2000공용	1			
301	12	15601320011		TUBE , CORRUGATE 015		7	1			
301	13	15441230050		ROD		D=5.25 5.3	1			
301	14	V5001920020		PIN , SPLIT		2X20	1		20120920	
301	15	V4111600060		WASHER , PLAIN		M6	0		20081201	
301	16	16701333200		ROD COMP , 150		1X1X1	1			
301	17	16701333101		ROD COMP , 174		1X1X1	1			
301	18	14322420010		PIN		D=8	2		20110321	
301	19	V4111600080		WASHER , PLAIN		M8	0		20120920	
301	20	V5001925020		PIN D2.5x20		2.5X20	0		20081201	
301	21	16701330001		ROD ASSY , CLUTCH		1X1X1	1			
NOTE										

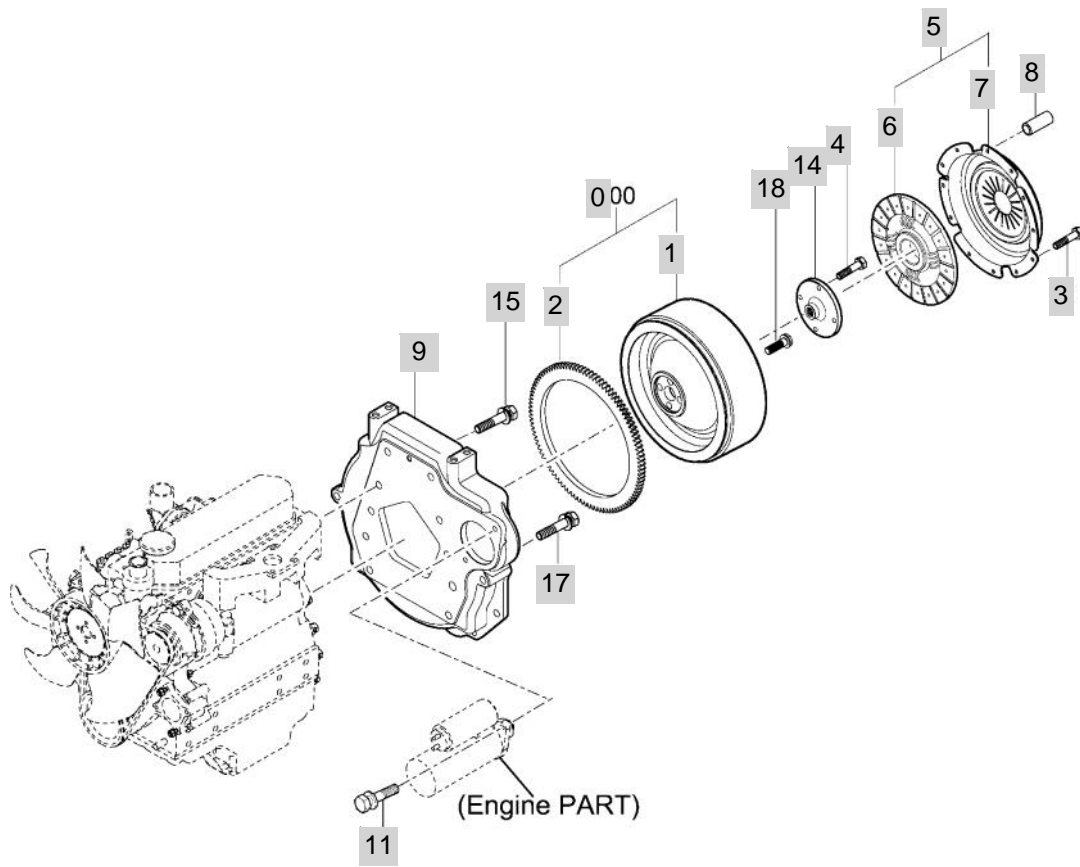
FIG 302

T353NC

FLYWHEEL & CLUTCH

년/월
Year/Month

2020.07



T303/353NC-E-302

NOTE

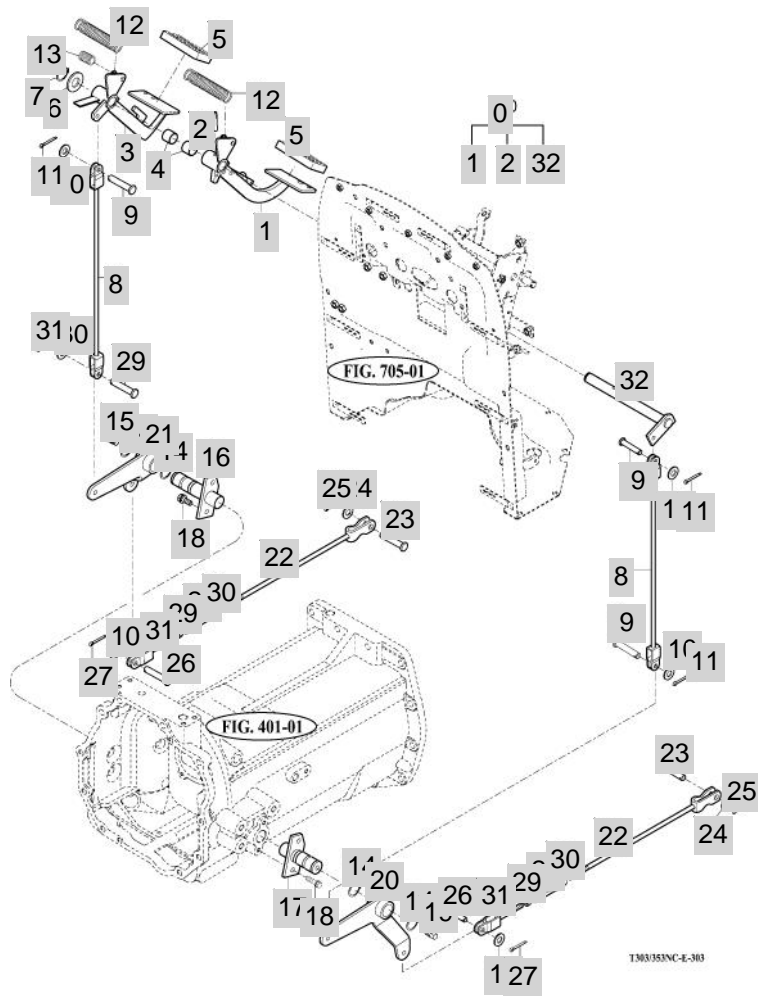
FIG 303

T353NC

BRAKE PEDAL

년/월
Year/Month

2020.07



NOTE

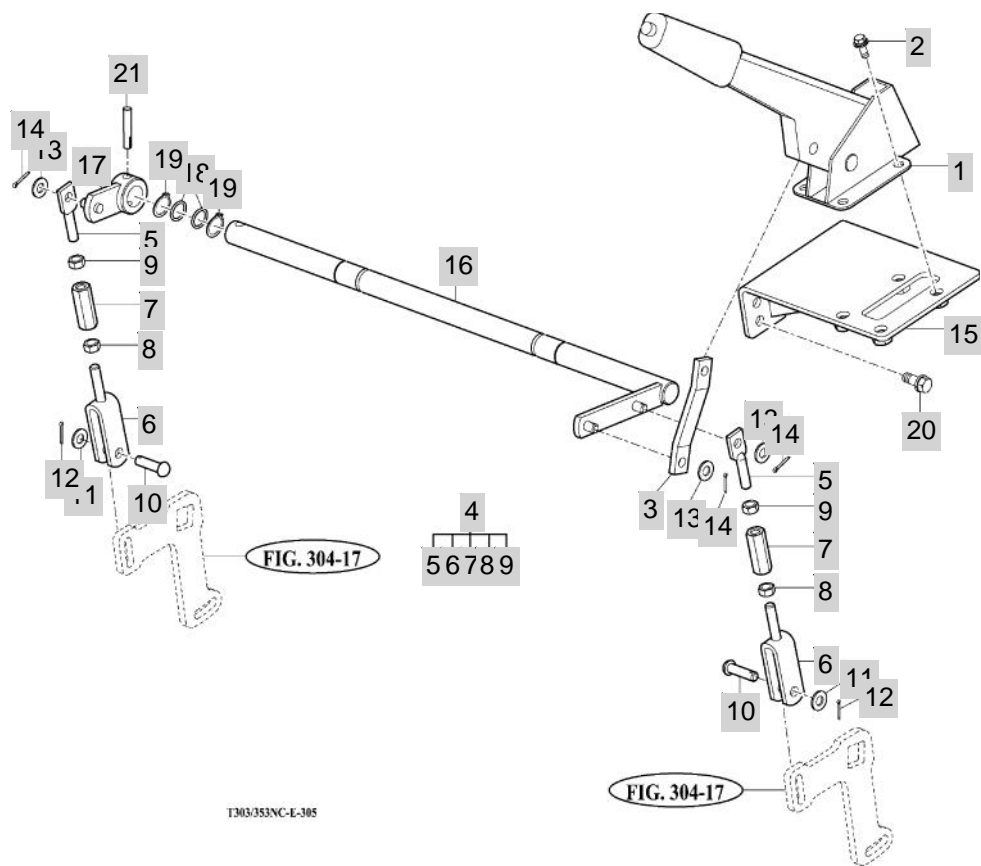
FIG 305

T353NC

HAND BRAKE LINKAGE

년/월
Year/Month

2020.07



T303/353NC-E-305

NOTE

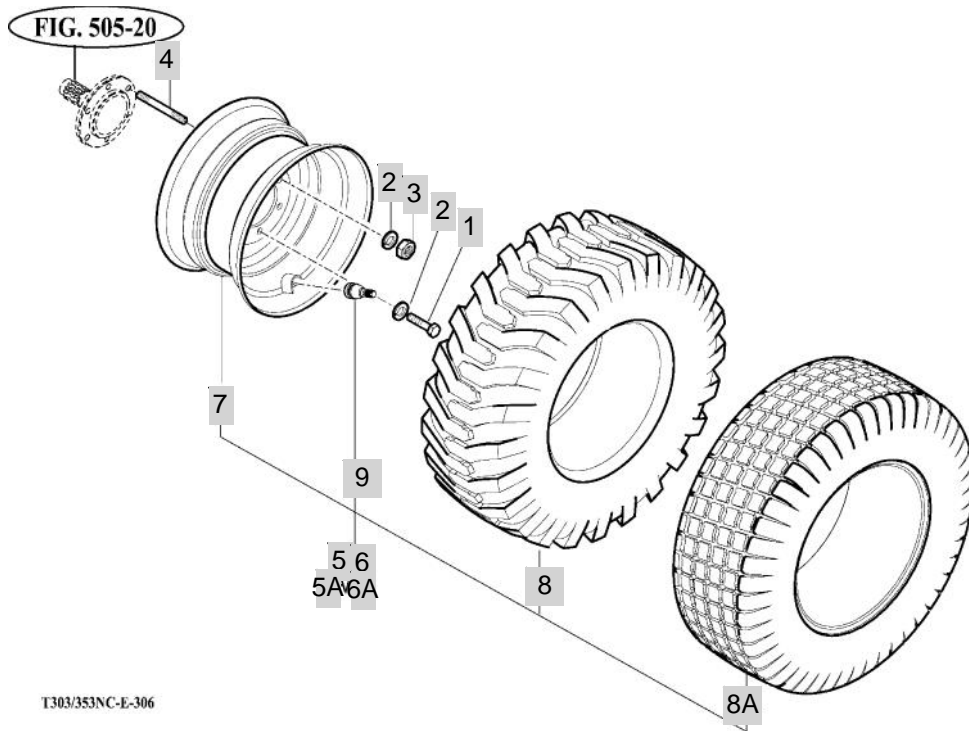
FIG 306

T353NC

FRONT WHEEL MOUNTING

년/월
Year/Month

2020.07



NOTE

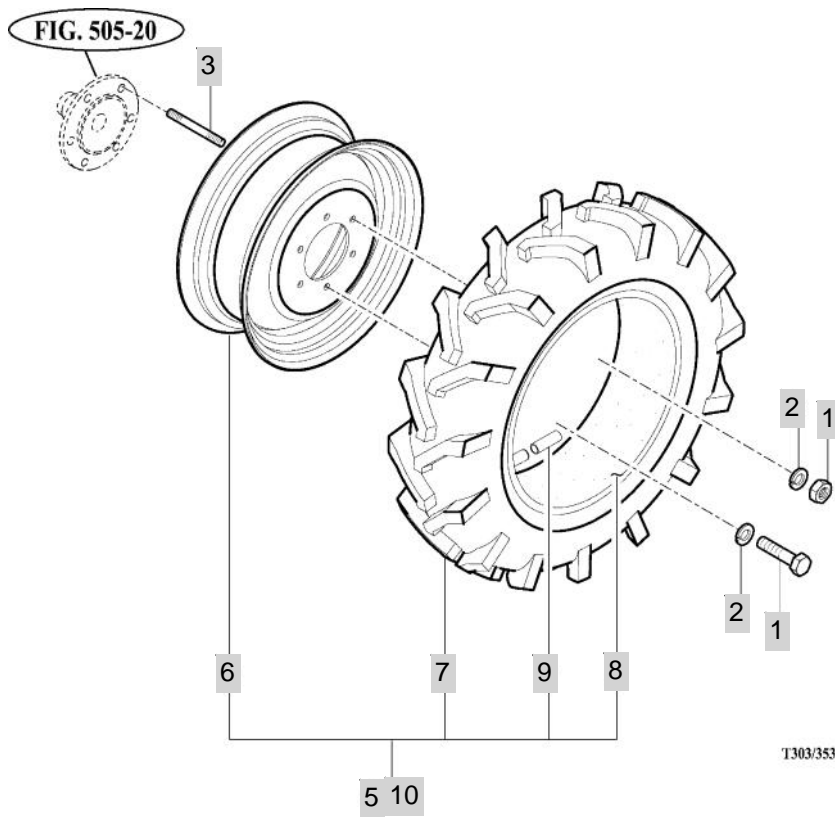
FIG 306A

FRONT WHEEL MOUNTING

년/월
Year/Month

2020.07

T353NC



NOTE

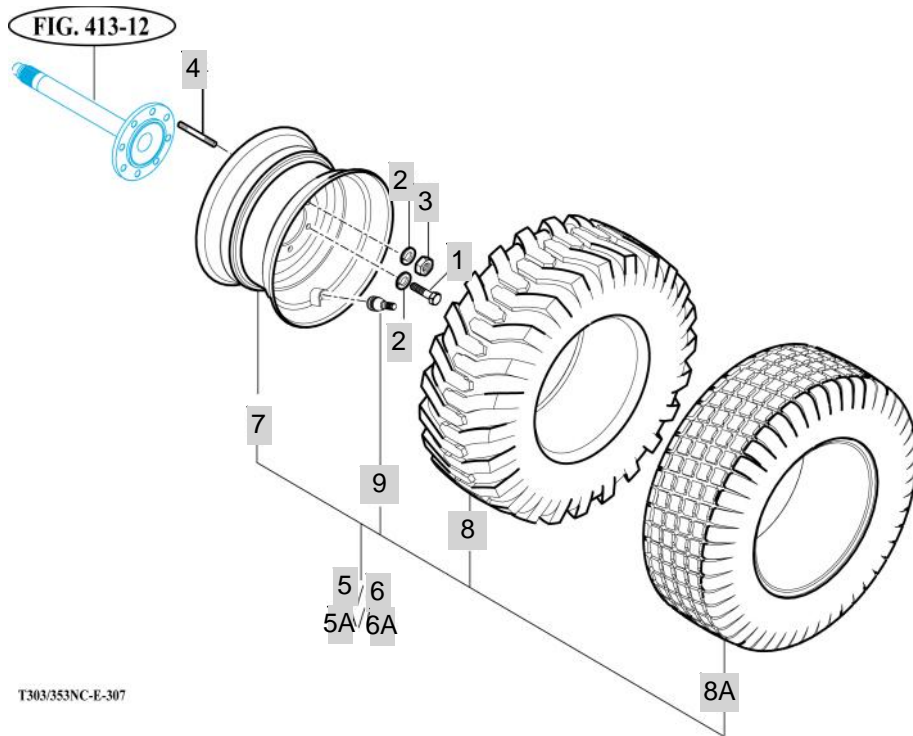
FIG 307

T353NC

REAR WHEEL MOUNTING

년/월
Year/Month

2020.07



T303/353NC-E-307

NOTE

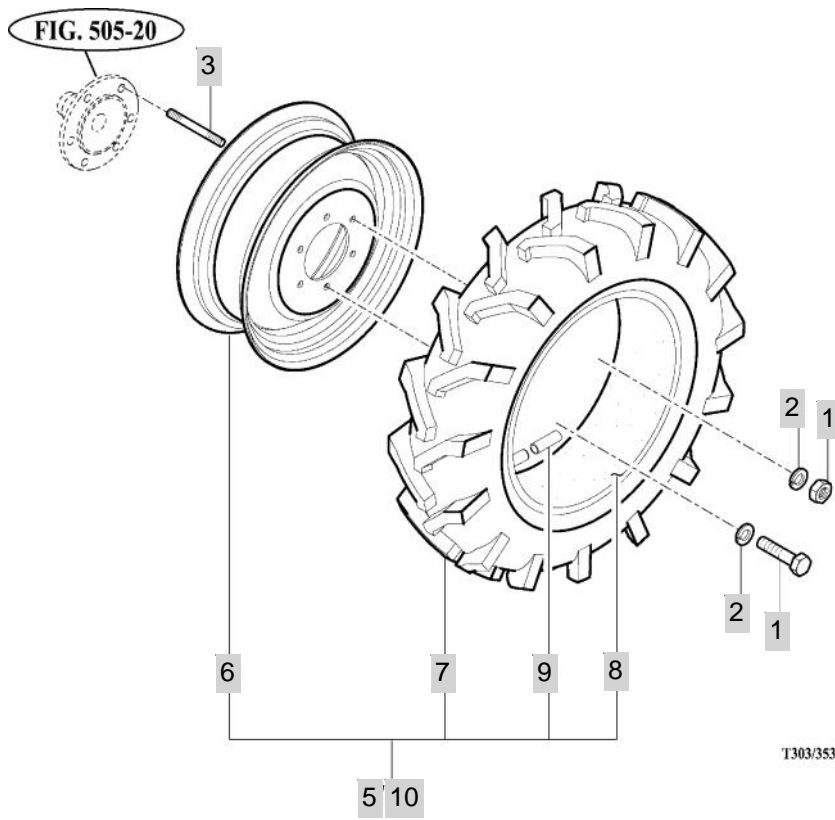
FIG 307A

REAR WHEEL MOUNTING

년/월
Year/Month

2020.07

T353NC



NOTE

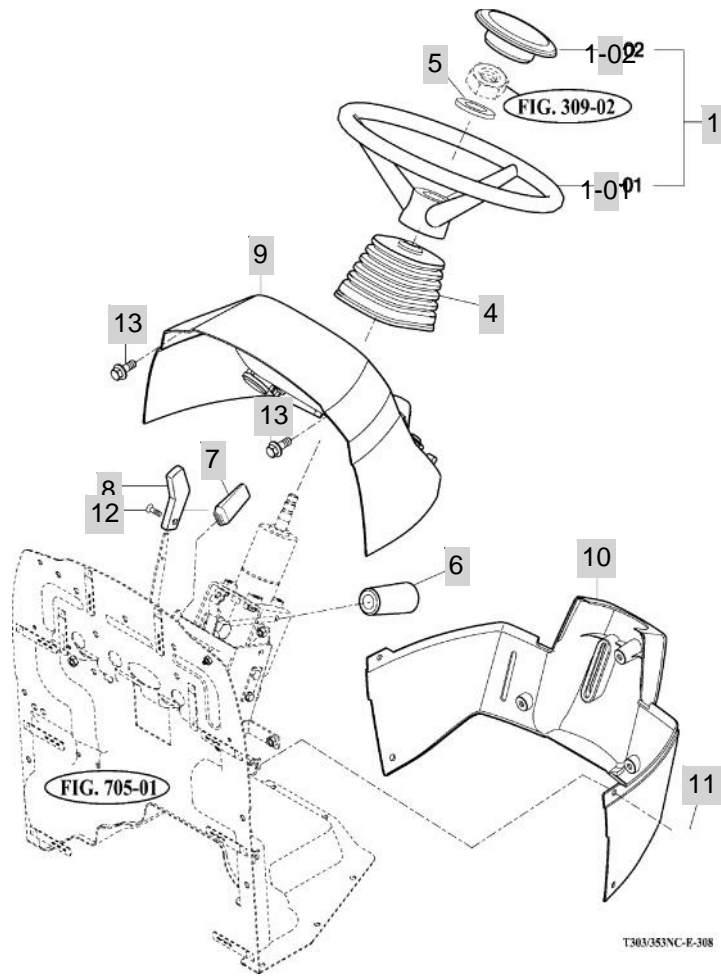
FIG 308

T353NC

STEERING WHEEL

년/월
Year/Month

2020.07



NOTE

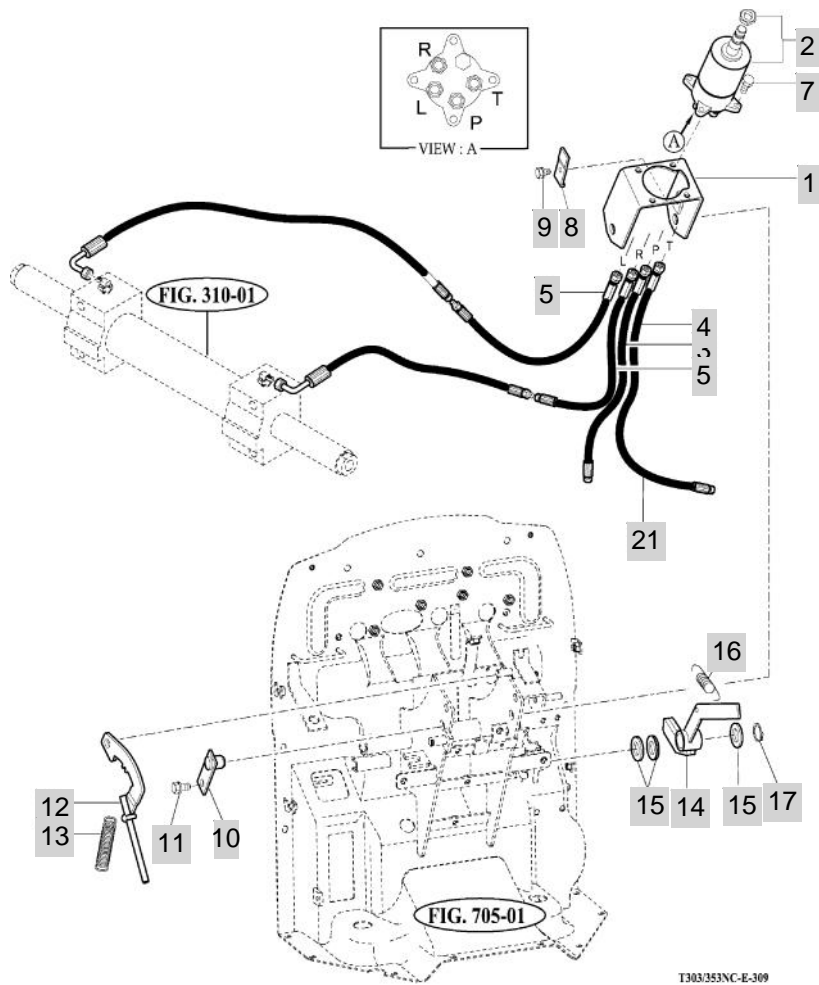
FIG 309

T353NC

STEERING VALVE & TILT

년/월
Year/Month

2020.07



NOTE

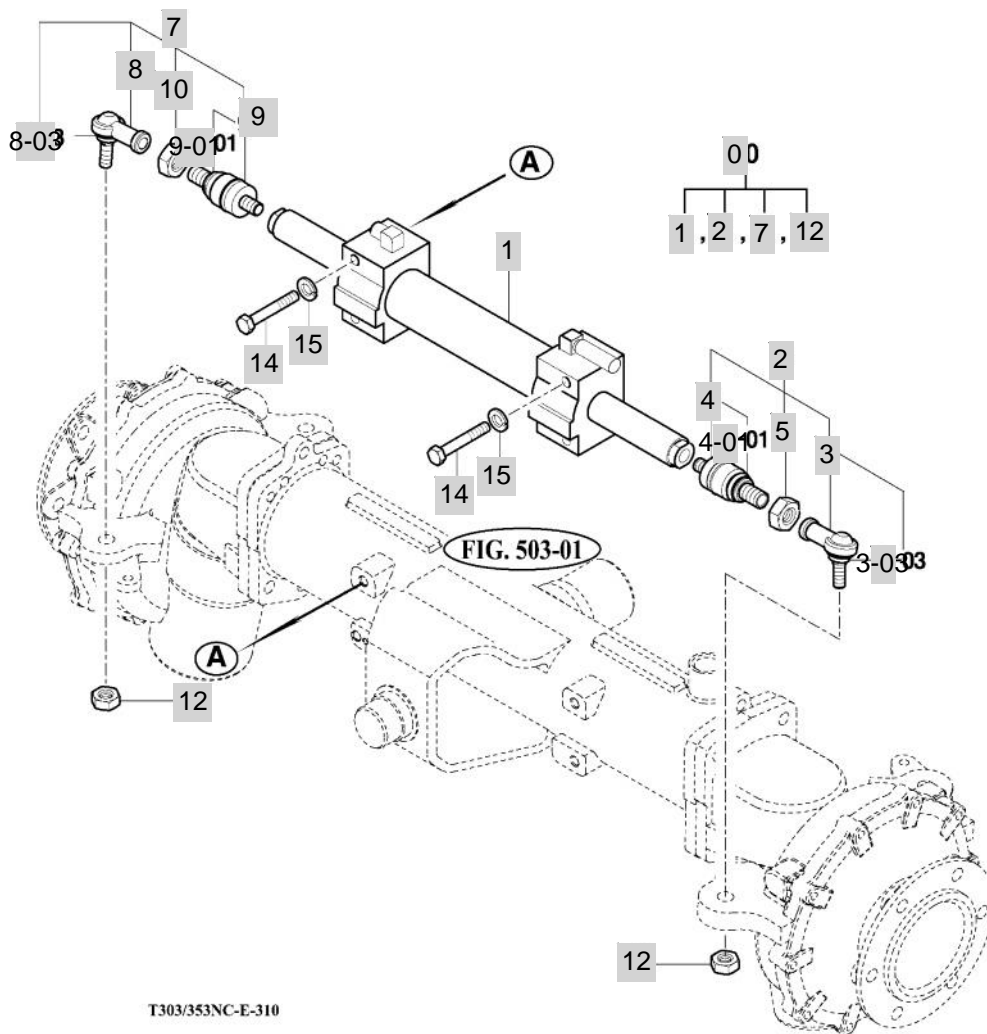
FIG 310

T353NC

STEERING CYLINDER

년/월
Year/Month

2020.07



T303/353NC-E-310

NOTE

FIG 310		STEERING CYLINDER					년/월 Year/Month	
T353NC							2020.07	
KEY NO	PART NO	DESCRIPTION	SPEC	QTY	REPAIR	EFFECTIVE DATE	REMARKS	
310	0	14884055000	CYLINDER ASSY	1X1X1		1		
310	1	1494405300GB	.CYLINDER COMP			1		
310	2	14884074101	JOINT SET , LH BALL	1X1X1		1		
310	3	16704363201	JOINT ASSY , LH BALL			1		20060601
310	3-03	16604362230	COVER . DUST			1		
310	4	16704074300	JOINT , BALL			1		
310	4-01	15264074341	COVER , DUST	1X1X1		1		
310	5	V3343600160	NUT , HEX FINE/2	M16		12		20080601
310	7	14884074201	JOINT ASSY , RH BALL	1X1X1		1		
310	8	14544364200	JOINT ASSY , RH BALL			1		20081201
310	8-03	16604362230	COVER . DUST			1		
310	9	16704074300	JOINT , BALL			1		
310	9-01	15264074341	COVER , DUST	1X1X1		1		
310	10	V3343600160	NUT , HEX FINE/2	M16		12		20080601
310	12	17682600140	NUT , NYLON	M14		1		20080128
310	14	V2034612090	BOLT , HEX FINE	M12X90		1		20090408
310	15	V4011600120	WASHER , SPRING	M12		4		20090429
NOTE								

4. TRANSMISSION & REAR AXLE PART NO. 1353NC-E-C4

FIG 401 TRANSMISSION FRONT CASE	92
FIG 402 INPUT METAL	94
FIG 403 INPUT GEAR	96
FIG 404 4WD DRIVE GEAR	98
FIG 405 MAIN CHANGE GEARS & REVERSE GEARS	100
FIG 406 SUB CHANGE GEARS	102
FIG 407 PINION GEARS	104
FIG 408 P.T.O DRIVE SHAFT	106
FIG 409 P.T.O CHANGE GEARS	108
FIG 410 DIFF LOCK	110
FIG 411 TRANSMISSION REAR CASE	112
FIG 412 REAR AXLE HOUSINGS (1)	114
FIG 413 REAR AXLE HOUSINGS (2)	116
FIG 414 MAIN CHANGE LEVER	118
FIG 415 SUB CHANGE LEVER	120
FIG 416 REVERSE LINK	122
FIG 417 REVERSE CHANGE LEVER	124
FIG 418 4WD CHANGE LEVER	126

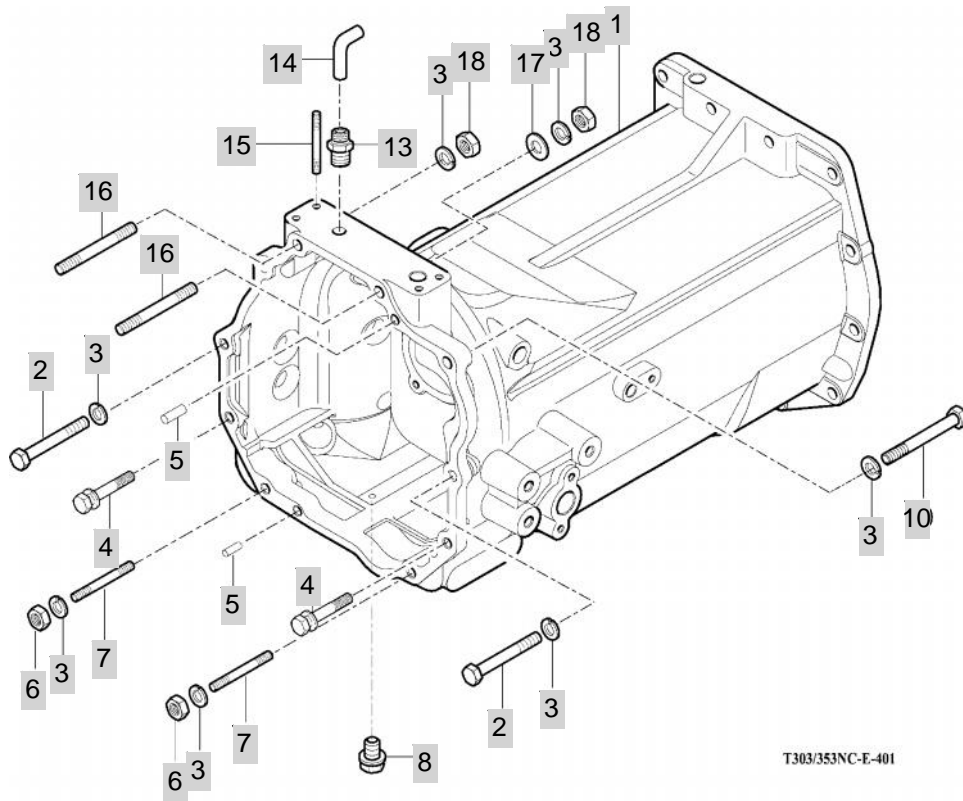
FIG 401

T353NC

TRANSMISSION FRONT CASE

년/월
Year/Month

2020.07



T303/353NC-E-401

NOTE

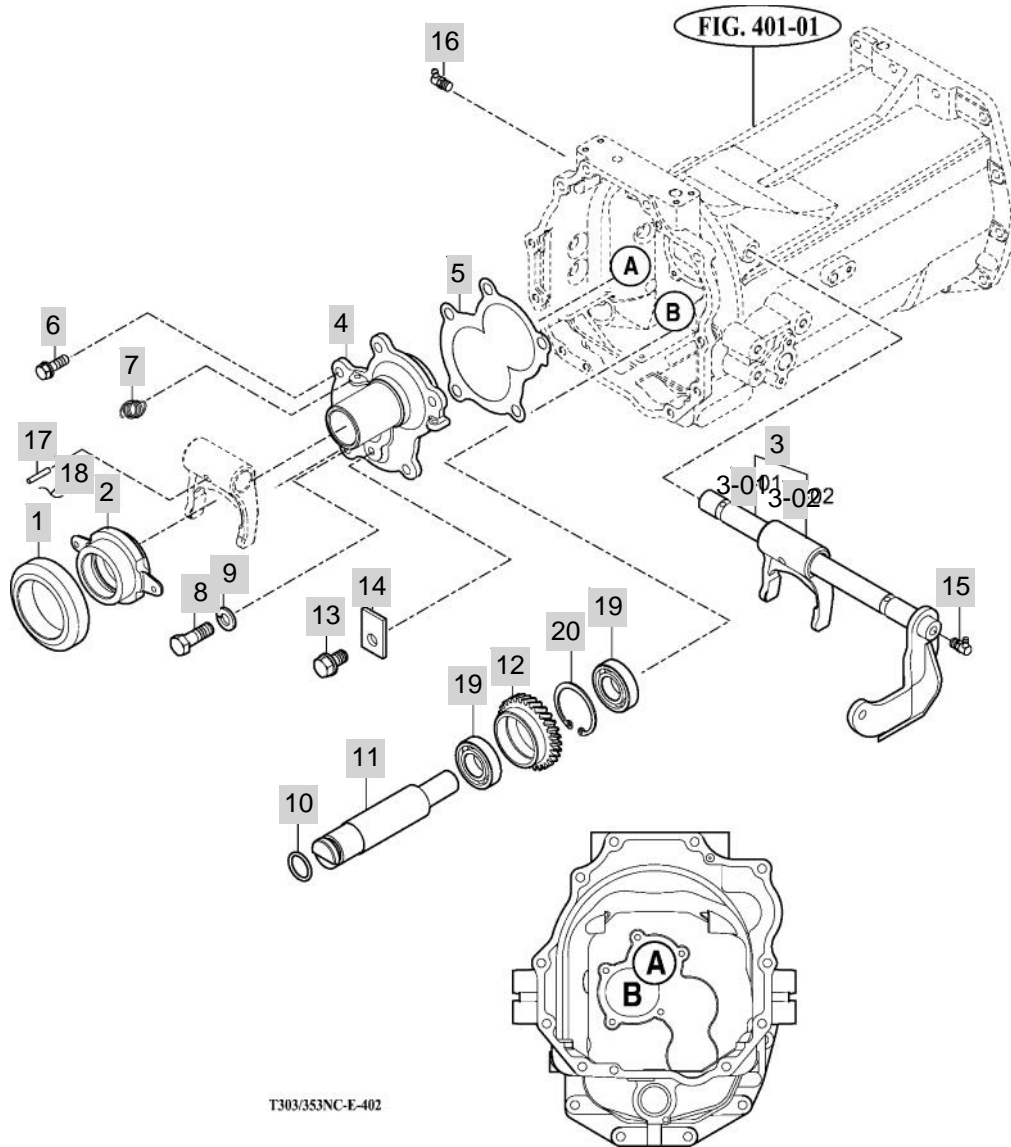
FIG 402

T353NC

INPUT METAL

년/월
Year/Month

2020.07



NOTE

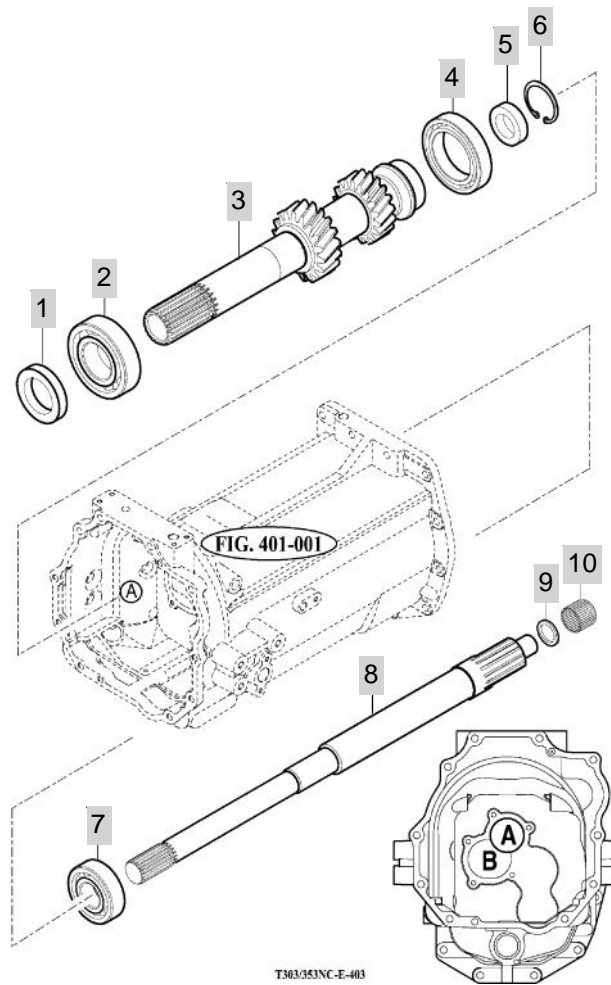
FIG 403

T353NC

INPUT GEAR

년/월
Year/Month

2020.07



NOTE

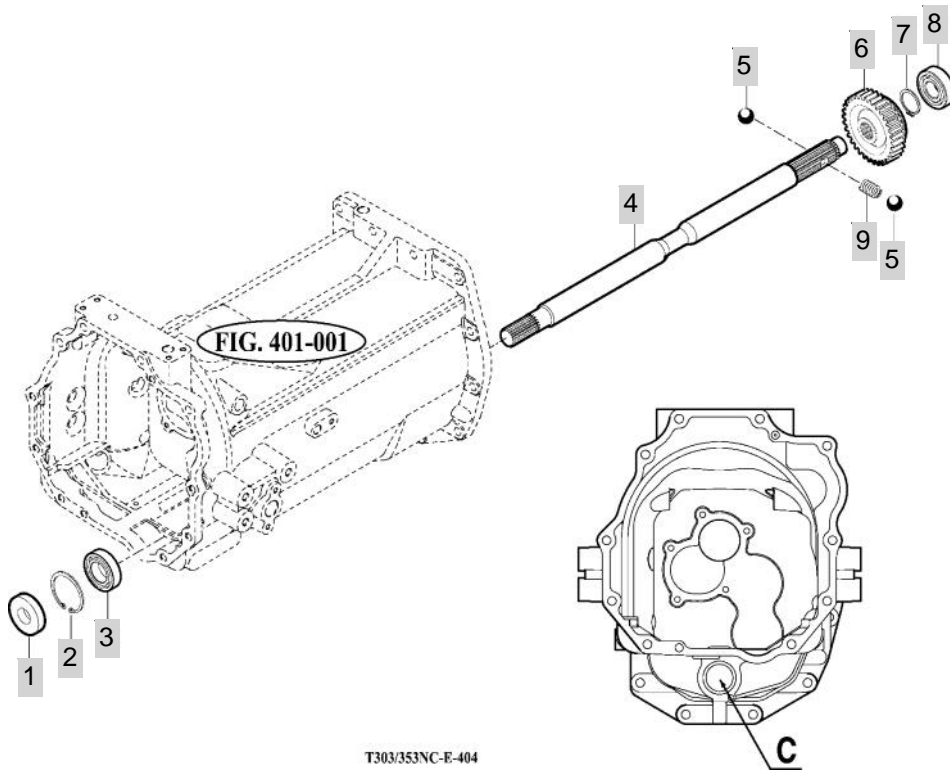
FIG 404

T353NC

4WD DRIVE GEAR

년/월
Year/Month

2020.07



NOTE

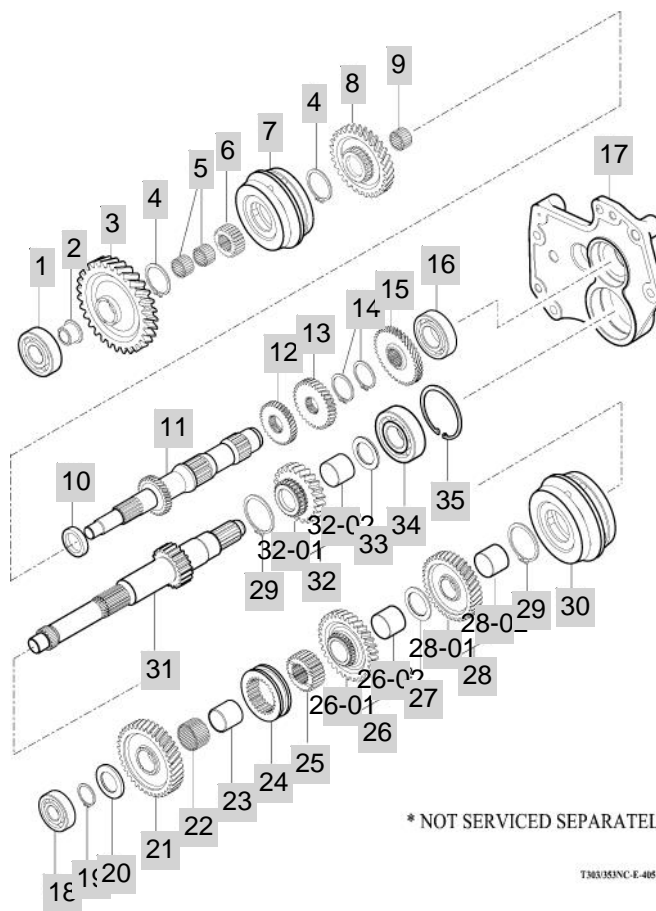
FIG 405

MAIN CHANGE GEARS & REVERSE GEARS

년/월
Year/Month

2020.07

T353NC



NOTE

FIG 405		MAIN CHANGE GEARS & REVERSE GEARS					년/월 Year/Month	
T353NC		2020.07						
KEY NO	PART NO	DESCRIPTION	SPEC	QTY	REPAIR	EFFECTIVE DATE	REMARKS	
405	1	V6041106305	BEARING , BALL/HL1	6305HL1	1			
405	2	16702142010	BUSH , 17X25X19	1X1X1	1			
405	3	16702131021	GEAR , HELICAL 42T	1X1X1	1			
405	4	V7041400400	C-RING , SHAFT	40	2			
405	5	V6544202612	BEARING , NEEDLE CAGED	KT202612	2			
405	6	16702090021	HUB , 25X51X20	1X1X1	1			
405	7	14482092100	SYNCHRONIZER ASSY	1X1X1	1			
405	8	16702131032	GEAR , HELICAL 39T	1X1X1	1			
405	9	V6544283313	BEARING , NEEDLE.ROLLER	KT283313	1			
405	10	16702130031	WASHER , 27X39X2.8	1X1X1	1			
405	11	16702110012	GEAR , HELICAL 17T	1X1X1	1			
405	12	14572220050	GEAR , HELICAL 21T		1			
405	13	14572220060	GEAR , HELICAL 24T		1			
405	14	V7041400350	C-RING , SHAFT	35	2			
405	15	14572220020	GEAR , HELICAL 29T		1			
405	16	V6041106206	BEARING , BALL/HL1	6206HL1	1			
405	17	16702200201M	METAL , BEARING	1X1X1	1			
405	18	V6041106304	BEARING , BALL/HL1	6304HL1	1			
405	19	V7041400280	C-RING , SHAFT	28	1			
405	20	16702210021	WASHER , 28X46X05	1X1X1	1	20081224		
405	21	16702211042	GEAR , HELICAL 40T	1X1X1	1			
405	22	V6544323723	BEARING , NEEDLE CAGED	KT323723	1			
405	23	15602080093	BUSH , 28X32X31		1			
405	24	15602080224	COUPLING , 51X72X18		0	20110701		
405	25	16702210010	HUB , 28X51X21		1			
405	26	16702211200	GEAR ASSY , HELICAL 36T	1X1X1	1			
405	26-01	16702210070	GEAR , HELICAL 36T	1X1X1	1			
405	26-02	16702211910	BUSH , 32X34X28	1X1X1	1			
405	27	14572210030	WASHER , 32X46X3		0	20100114		
405	28	16702211500	GEAR ASSY , HELICAL 32T	1X1X1	1			
405	28-01	16702210150	GEAR , HELICAL 32T	1X1X1	1			
405	28-02	16702211910	BUSH , 32X34X28	1X1X1	1			
405	29	V7041400500	C-RING , SHAFT	50	2			
405	30	16492092001	SYNCHRONIZER ASSY		1			
405	31	16702211011	SHAFT , MAIN SHIFTER	1X1X1	1			
405	32	16702211900	GEAR ASSY , HELICAL 28T	1X1X1	1			
405	32-01	16702211020	GEAR , HELICAL 28T	1X1X1	1			
405	32-02	16702211910	BUSH , 32X34X28	1X1X1	1			
405	33	19992160040	WASHER , 30X46X3.3	1X1X1	1	20110701		
405	34	V6001106306	BEARING , BALL	6306	1			
405	35	V7051400720	C-RING , HOLE	72	1			
NOTE								

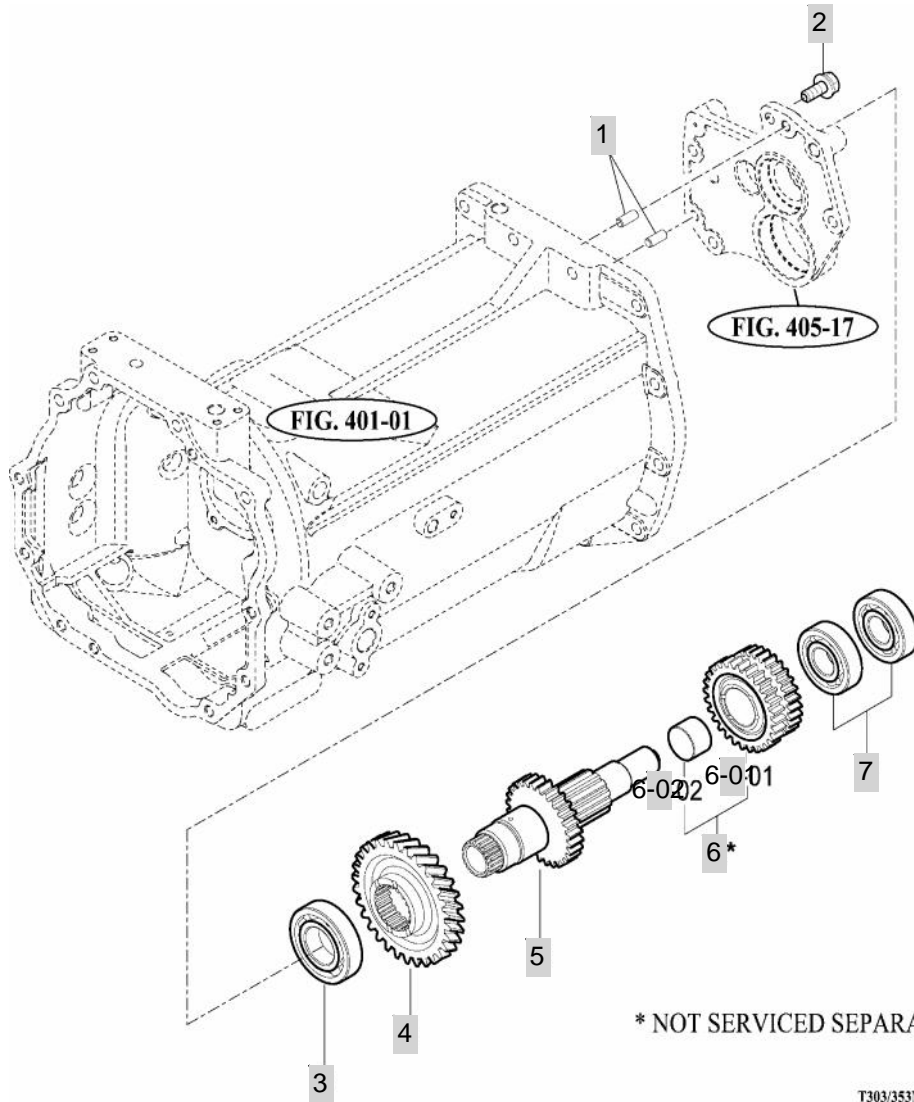
FIG 406

T353NC

SUB CHANGE GEARS

년/월
Year/Month

2020.07



* NOT SERVICED SEPARATELY

T303/353NC-E-406

NOTE

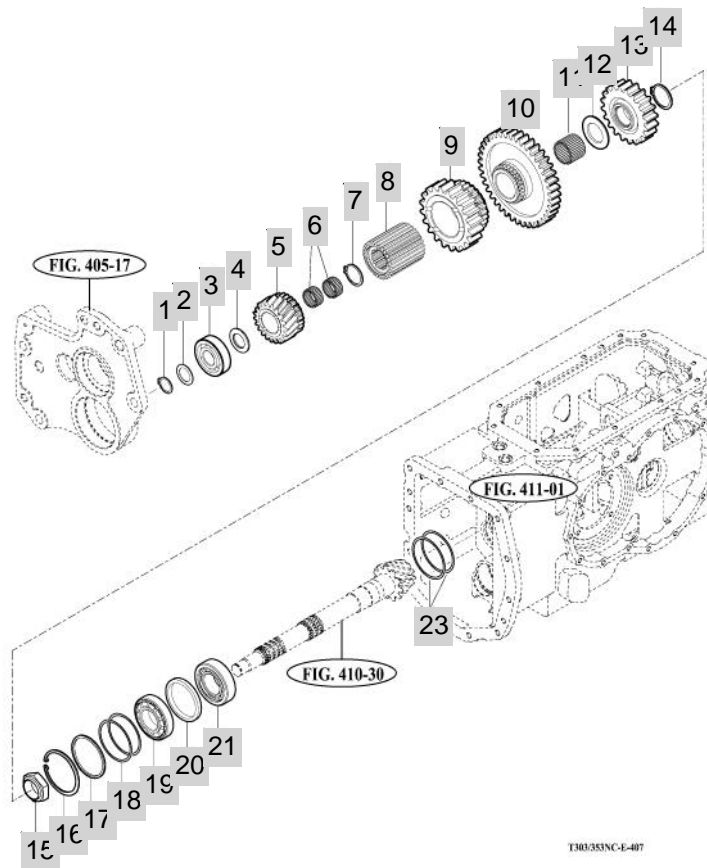
FIG 407

T353NC

PINION GEARS

년/월
Year/Month

2020.07



NOTE

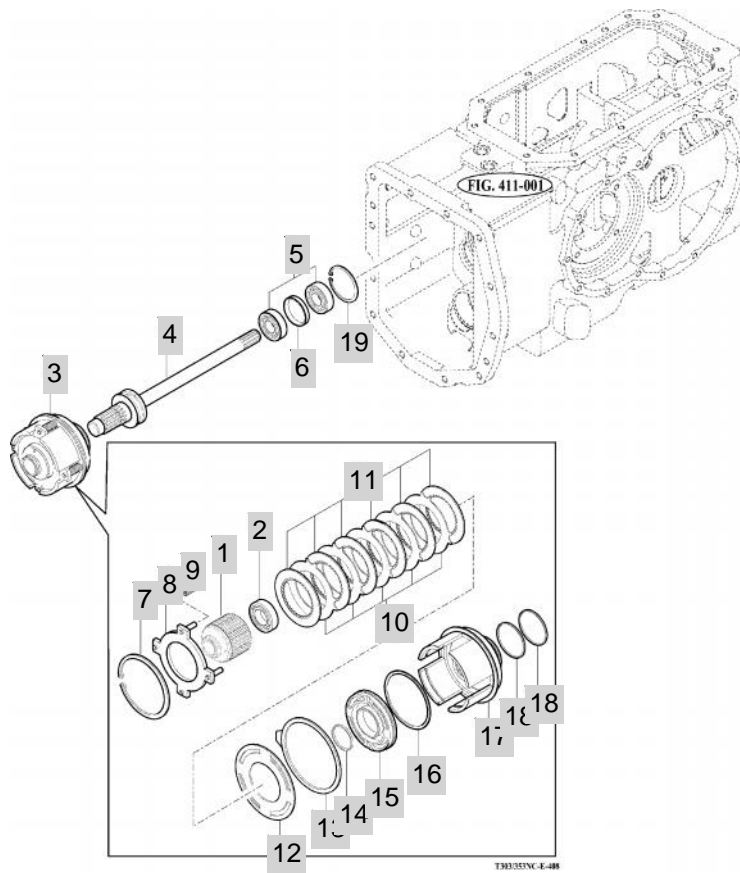
FIG 408

T353NC

P.T.O DRIVE SHAFT

년/월
Year/Month

2020.07



NOTE

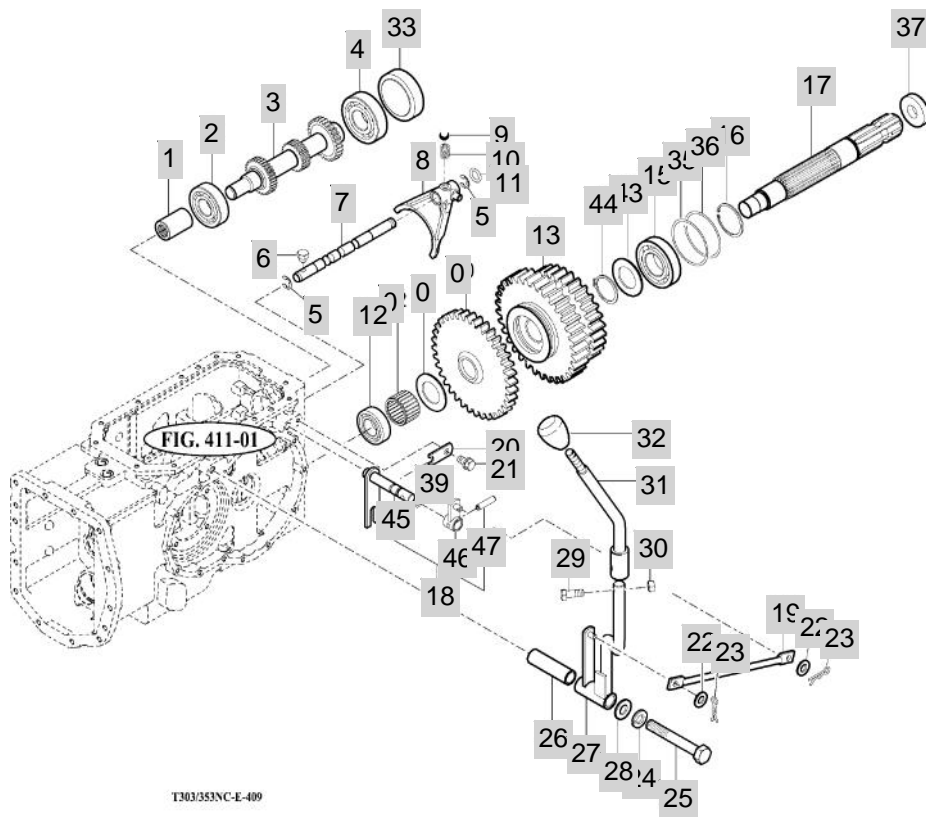
FIG 409

T353NC

P.T.O CHANGE GEARS

년/월
Year/Month

2020.07



NOTE

FIG 409 T353NC	P.T.O CHANGE GEARS	년/월 Year/Month
		2020.07

KEY NO	PART NO	DESCRIPTION	SPEC	QTY	REPAIR	EFFECTIVE DATE	REMARKS
409	1	14211340190	COUPLING	22X51	1		20100702
409	2	V6001106305	BEARING , BALL	6305	1		
409	3	16702543533	GEAR , SPUR 14-11-18	1X1X1	1		
409	4	V6001106306	BEARING , BALL	6306	1		
409	5	V7081400100	E-RING	10	2		
409	6	15602231610	BOLT , SET M8X16	M8X16	1		
409	7	14972540020	STAY , PTO SHIFT	1X1X1	1		
409	8	16702540011M	FORK , PTO	1X1X1	1		
409	9	V6802000010	BALL , STEEL	5/16	1		
409	10	13022250030	SPRING , SHIFTER	D=1.4	1	20070201	
409	11	V7201024010	O-RING , P	P10	1		
409	12	V6001106205	BEARING , BALL	6205	1		
409	13	16702543502	GEAR ,SPUR(PTO 1-3)	1X1X1	1		
409	15	V6001106207	BEARING , BALL	6207	1		
409	16	V7051400720	C-RING , HOLE	72	1		
409	17	16703140011	SHAFT , PTO	1X1X1	1		
409	18	16702555102	HOOK SET , RR PTO	1X1X1	1		
409	19	16702553100	ROD , 236	D=9	1		
409	20	16702230371	PLATE	T=3	1		
409	21	V2173608016	BOLT , HEX/S	M8X16	1	20120501	
409	22	V5601600008	PIN , SNAP	8	2		
409	23	V4111600080	WASHER , PLAIN	M8	0	20120920	
409	24	V4011600140	WASHER , SPRING	M14	8	20080701	
409	25	V2013612085	BOLT , HEX	M12X85	1		
409	26	16702440070	HIB(13*17*61)	17.3*2.35	1	20060922	
409	27	16702552102	LEVER COMP , PTO/DOWN	1X1X1	1		
409	28	V4111600120	WASHER , PLAIN	M12	0	20090408	
409	29	V2013608035	BOLT , HEX	M8X35	1	20030601	
409	30	V2183608020	BOLT , HEX/SP	M8X20	4	20081201	
409	31	16702552201GB	LEVER COMP ,PTO(UP)	1X1X1	1		
409	32	15442190050	GRIP , LEVER 12		1		
409	33	14254330180	CAP , 72		1		
409	35	79642010080	SHIM , B		2		
409	36	16322730030	SHIM , 0.5	T=0.5	1		
409	37	16322732000	SEAL ASSY , OIL		1		
409	39	V7201024012	O-RING , P	P12	1		
409	43	14443140041	COLLAR , 35X50X2	T=2	1		
409	44	V7041400350	C-RING , SHAFT	35	1		
409	45	16702542102	HOOK COMP , RR PTO	1X1X1	1		
409	46	16702432201	ARM COMP , RANGE	1X1X1	1		
409	47	V5111006036	PIN , TAPER SPLIT	6X36	1		

NOTE

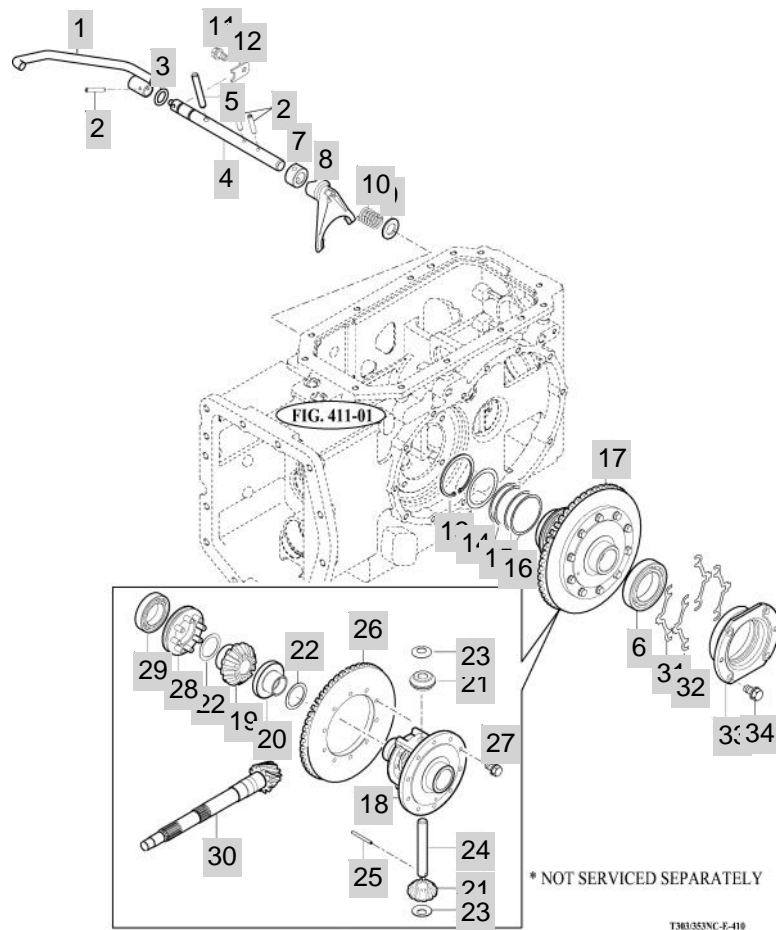
FIG 410

T353NC

DIFF LOCK

년/월
Year/Month

2020.07



NOTE

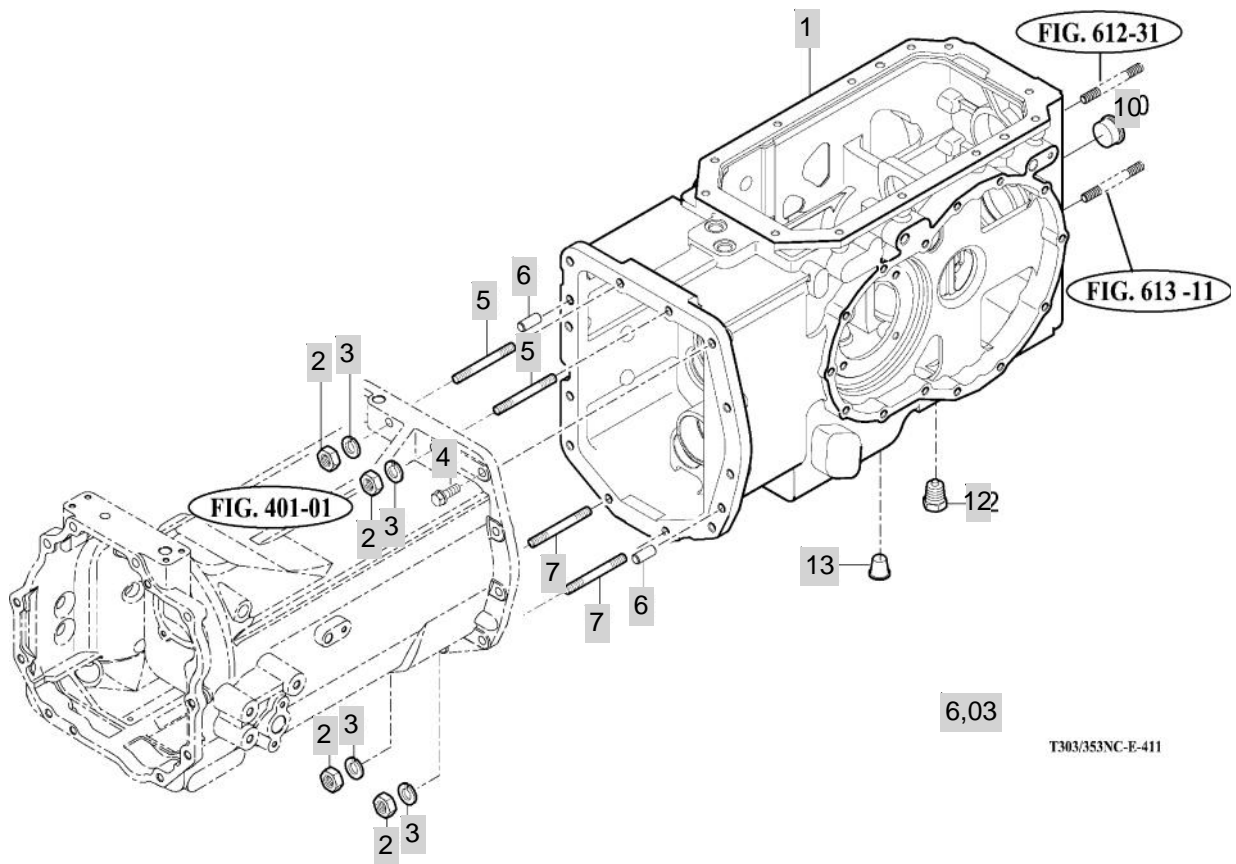
FIG 411

T353NC

TRANSMISSION REAR CASE

년/월
Year/Month

2020.07



NOTE

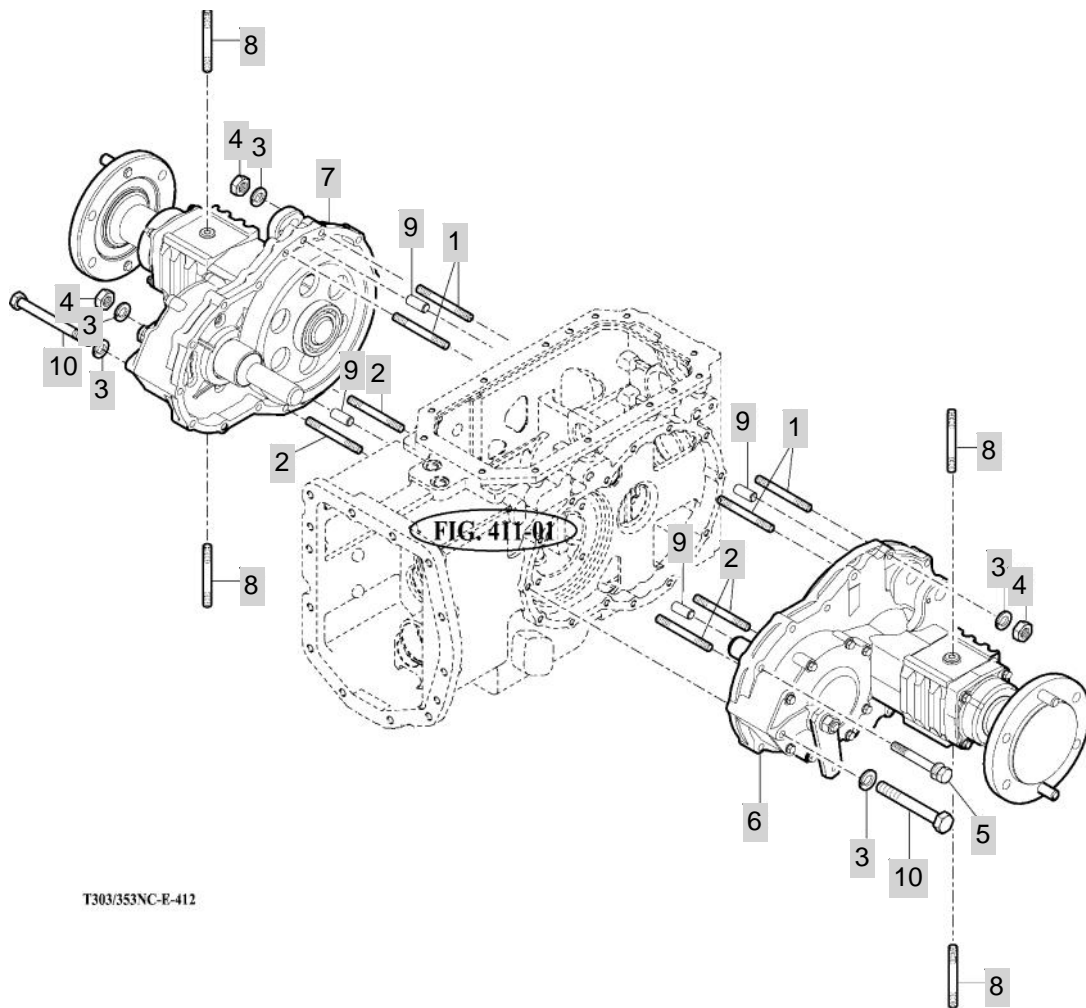
FIG 412

T353NC

REAR AXLE HOUSINGS (1)

년/월
Year/Month

2020.07



T303/353NC-E-412

NOTE

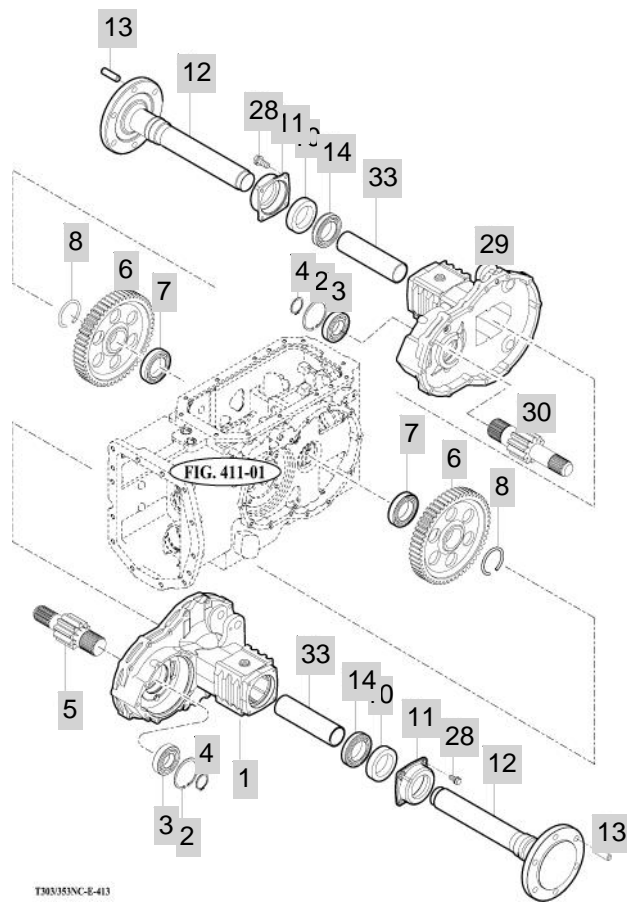
FIG 413

T353NC

REAR AXLE HOUSINGS (2)

년/월
Year/Month

2020.07



NOTE

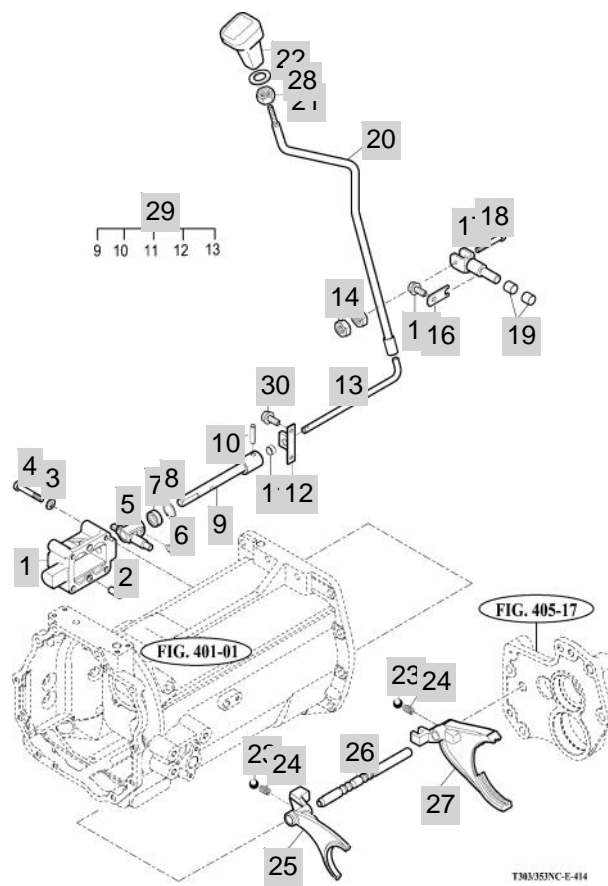
FIG 414

T353NC

MAIN CHANGE LEVER

년/월
Year/Month

2020.07



NOTE

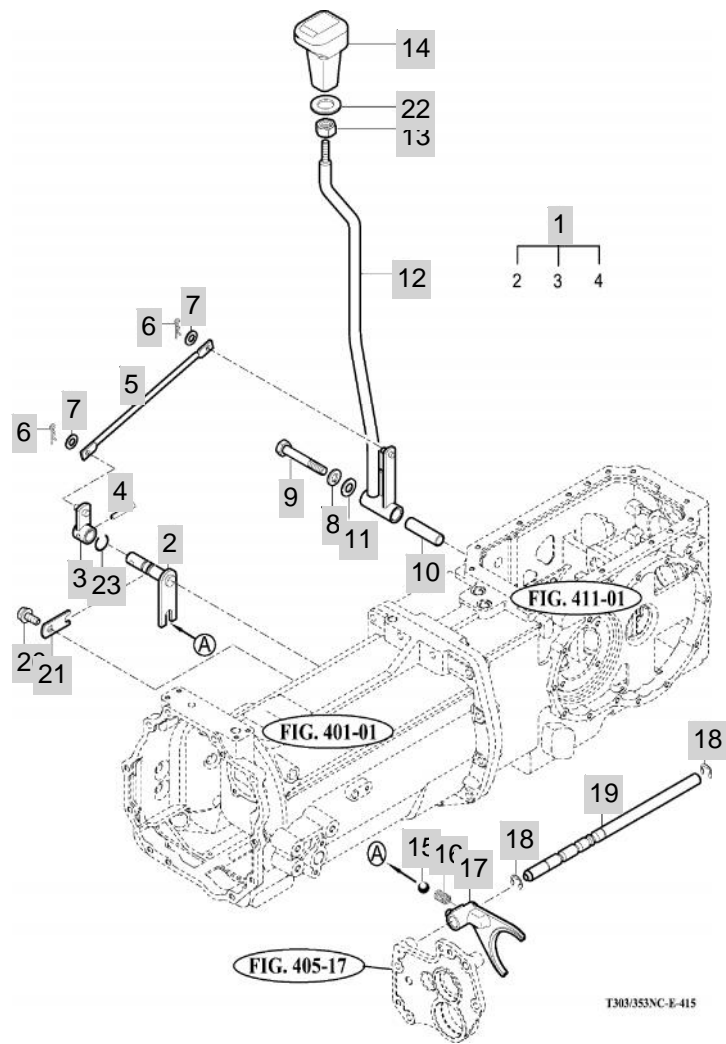
FIG 415

T353NC

SUB CHANGE LEVER

년/월
Year/Month

2020.07



NOTE

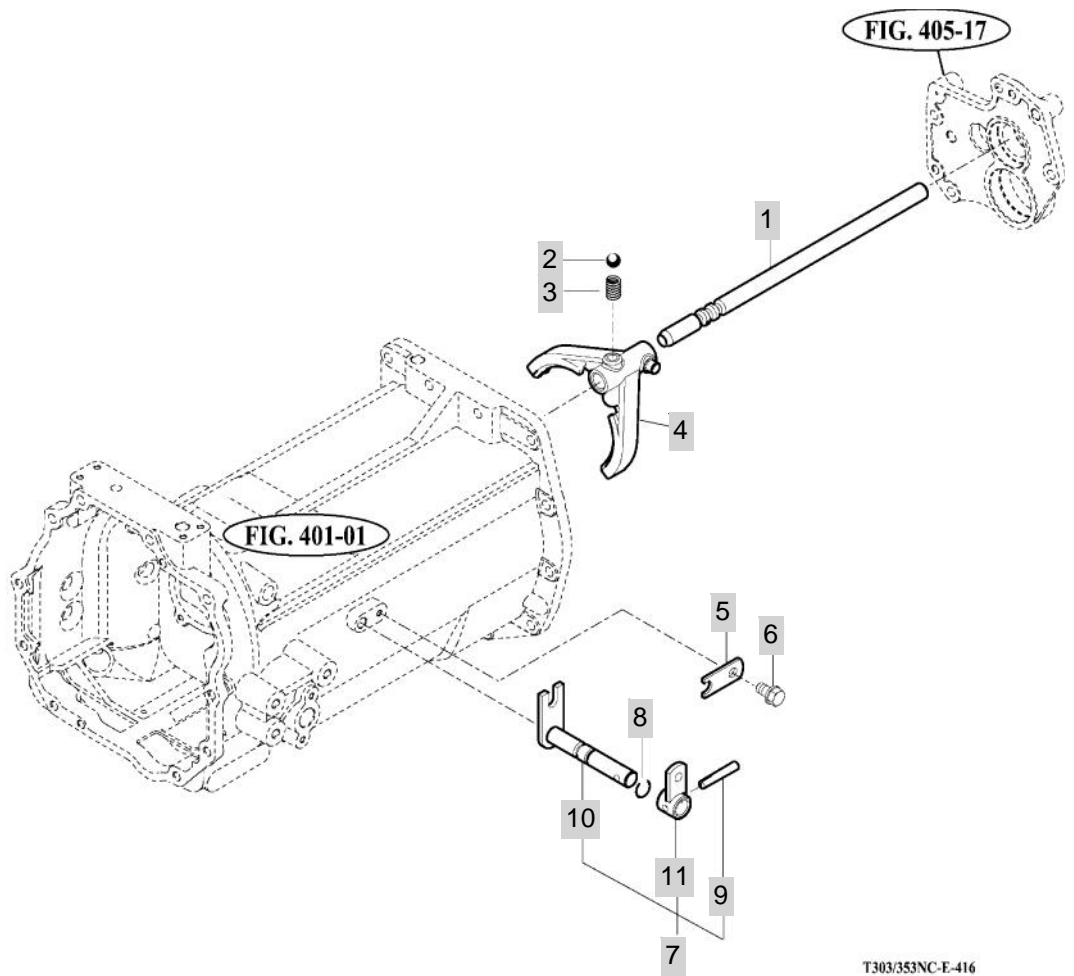
FIG 416

T353NC

REVERSE LINK

년/월
Year/Month

2020.07



T303/353NC-E-416

NOTE

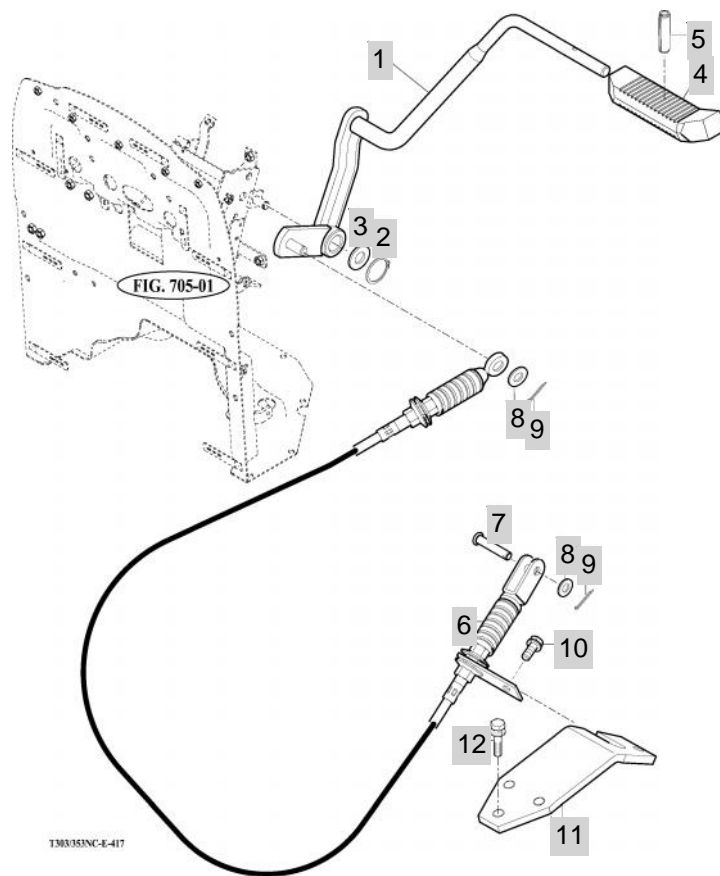
FIG 417

T353NC

REVERSE CHANGE LEVER

년/월
Year/Month

2020.07



NOTE

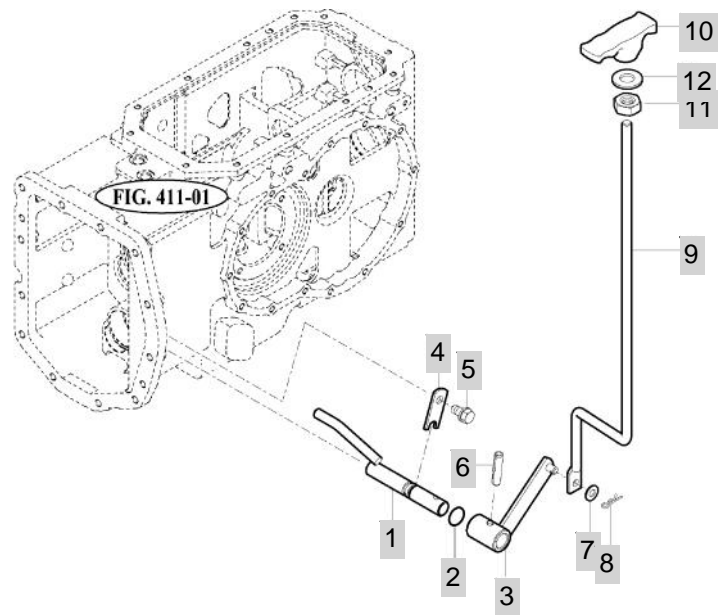
FIG 418

T353NC

4WD CHANGE LEVER

년/월
Year/Month

2020.07



T303/053NC-E-418

NOTE

FIG 418		4WD CHANGE LEVER						년/월 Year/Month	
T353NC								2020.07	
KEY NO		PART NO	DESCRIPTION	SPEC	QTY	REPAIR	EFFECTIVE DATE	REMARKS	
418	1	16703122103	ARM COMP , 4WD	1X1X1	1				
418	2	V7201024012	O-RING , P	P12	1				
418	3	16702622103	ARM COMP , 4WD	1X1X1	1				
418	4	16702230371	PLATE	T=3	1				
418	5	V2173608016	BOLT , HEX/S	M8X16	1		20120501		
418	6	V5801406025	PIN , SPRING	6X25	1				
418	7	V4111600080	WASHER , PLAIN	M8	0		20120920		
418	8	V5601600008	PIN , SNAP	8	1				
418	9	14942632110GB	LEVER , 4WD	D=10	1				
418	10	16702190060	GRIP , 4WD	M10	1				
418	11	V3342600100	NUT , HEX FINE/2	M10	0		20081201		
418	12	V4111600080	WASHER , PLAIN	M8	2		20120920		
NOTE									

5. FRONT AXLE PART NO. T353NC-E-C5

FIG 501 FRONT AXLE BRACKET	129
FIG 502 FRONT DIFFERENTIAL GEARS & SHAFT	131
FIG 503 FRONT AXLE HOUSING	133
FIG 504 FRONT GEAR CASE (1)	135
FIG 505 FRONT GEAR CASE (2)	137

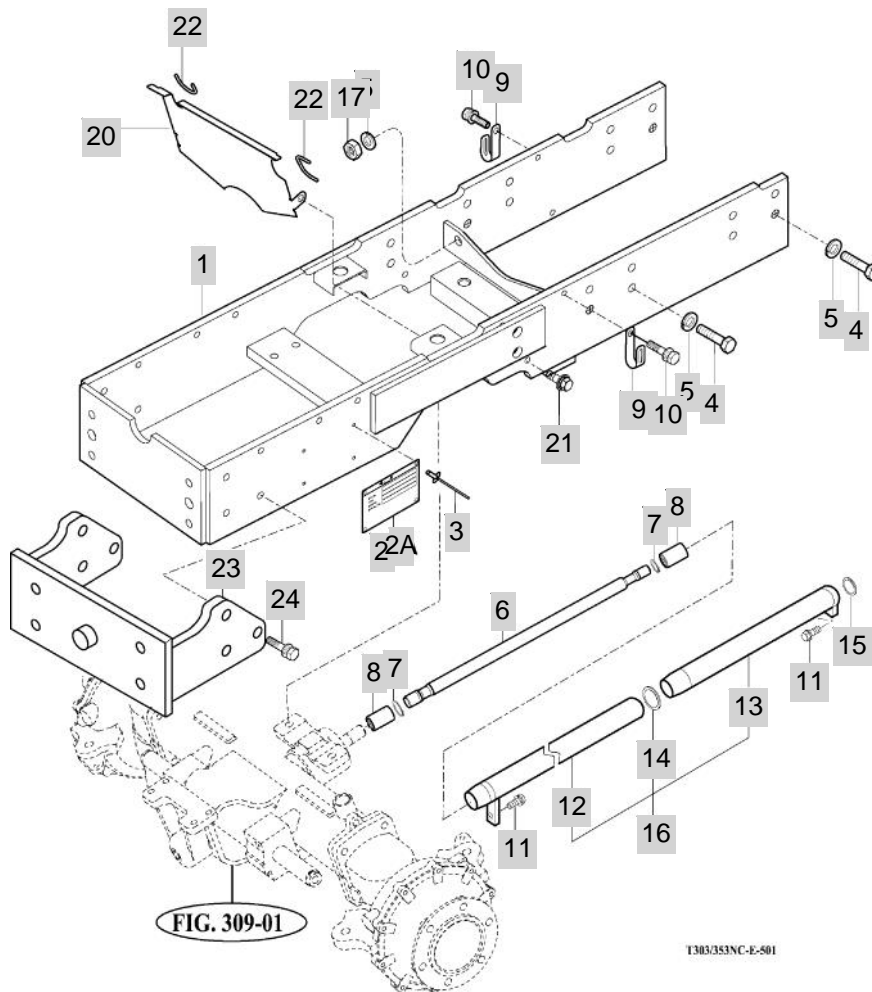
FIG 501

T353NC

FRONT AXLE BRACKET

년/월
Year/Month

2020.07



NOTE

FIG 501 T353NC		FRONT AXLE BRACKET						년/월 Year/Month	REMARKS
								2020.07	
KEY NO	PART NO	DESCRIPTION	SPEC	QTY	REPAIR	EFFECTIVE DATE			
501	1	13014072202GB	FRAME COMP , FR AXLE	1X1X1	1		20080401		
501	2	13609040222	LABEL , MODEL ENGLISH	1X1X1	1				
501	2A	T0019010020	LABEL , MODEL/EN	1X1X1	1				
501	3	V5502040093	RIVET , BLIND	4X9.3	4				
501	4	V2024612035	BOLT , HEX FINE	M12X35	16				
501	5	V4011600120	WASHER , SPRING	M12	4		20090429		
501	6	16704100010	SHAFT , DRIVE	1X1X1	1				
501	7	V7041400250	C-RING , SHAFT	25	2				
501	8	14251320150	COUPLING	D=32	1		20080801		
501	9	14441010161	CLAMP , RADIATOR HOSE	1X1X1	1		20111221		
501	10	V2163608020	BOLT , HEX/P	M8X20	4		20080424		
501	11	V2113606016	BOLT , HEX /S	M6X16	1		20081201		
501	12	16704102000GB	PIPE COMP , A	1X1X1	1				
501	13	16704102300GB	PIPE COMP , B	1X1X1	1				
501	14	V7201035038	O-RING , P	P38	1				
501	15	V7201035041	O-RING , P	P41	1				
501	16	16704102201	PIPE SET(A,B) , 4WD	1X1X1	1				
501	17	V3043600120	NUT , HEX/2	M12	3		20090408		
501	20	14824063000GB	SHIELD COMP , LOW RAD	1X1X1	1				
501	21	V2163608020	BOLT , HEX/P	M8X20	4		20080424		
501	22	16706312920	INSULATOR,SEAT PANEL	1X1X1	0		20080424		
501	23	14759132101GB	BRACKET COMP , WEIGHT	1X1X1	1				
501	24	V2173612030	BOLT , HEX/S	M12X30	6				
NOTE									

FIG 502

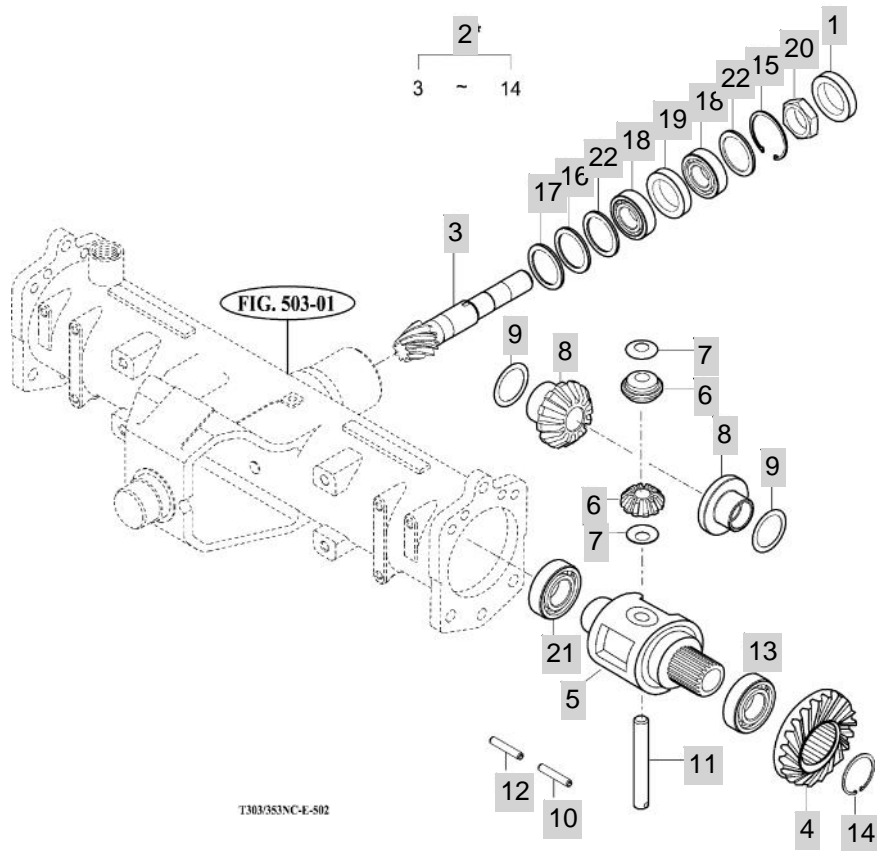
FRONT DIFFERENTIAL GEARS & SHAFT

년/월
Year/Month

2020.07

T353NC

* NOT SERVICED SEPARATELY



NOTE

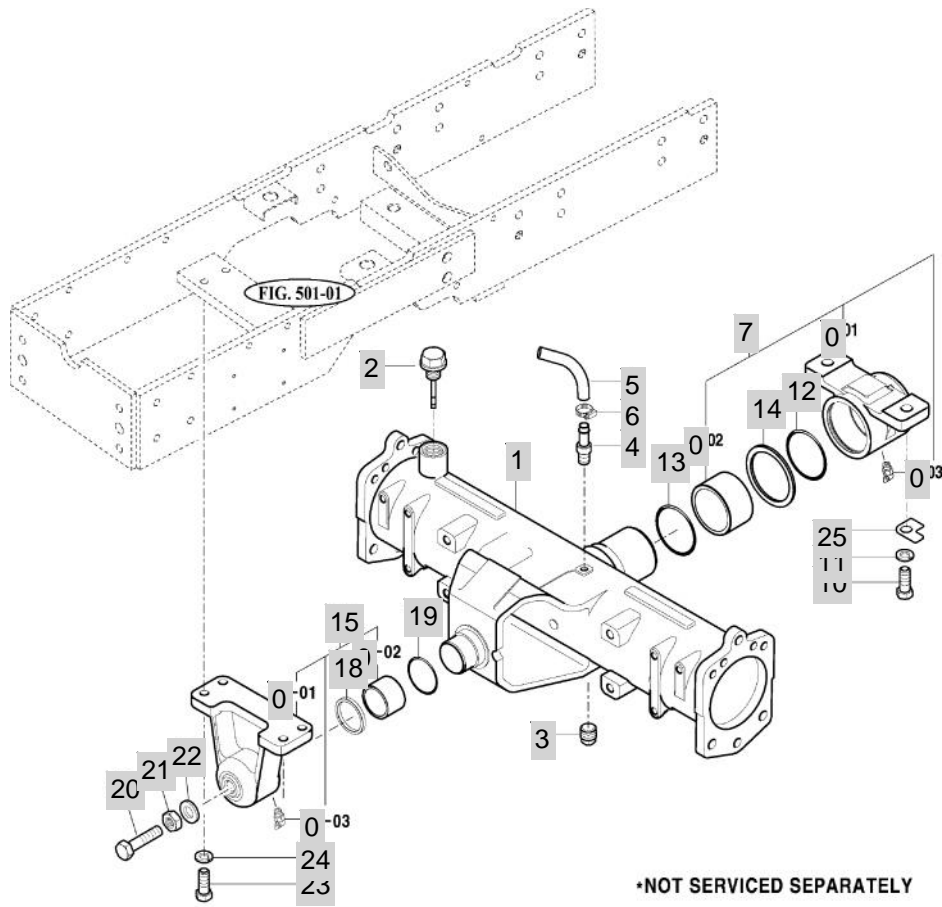
FIG 503

T353NC

FRONT AXLE HOUSING

년/월
Year/Month

2020.07



T303/253-E-503

NOTE

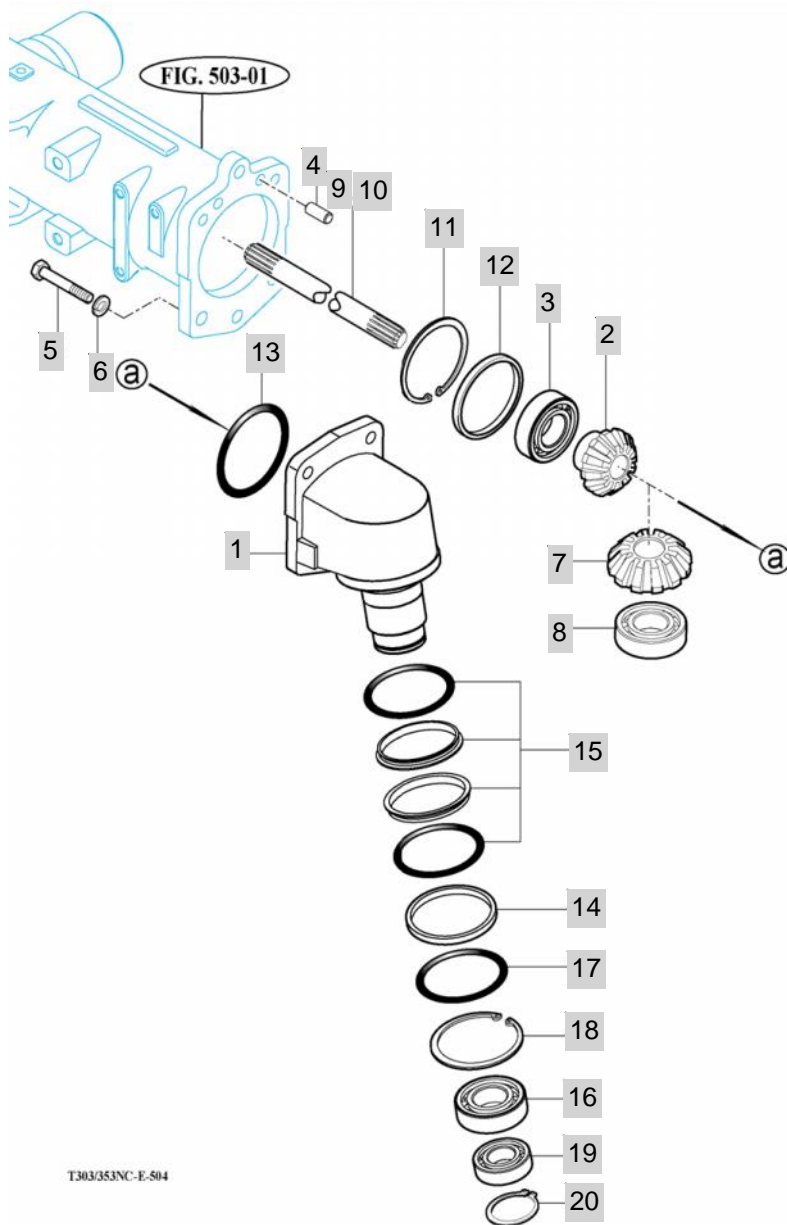
FIG 504

T353NC

FRONT GEAR CASE (1)

년/월
Year/Month

2020.07



NOTE

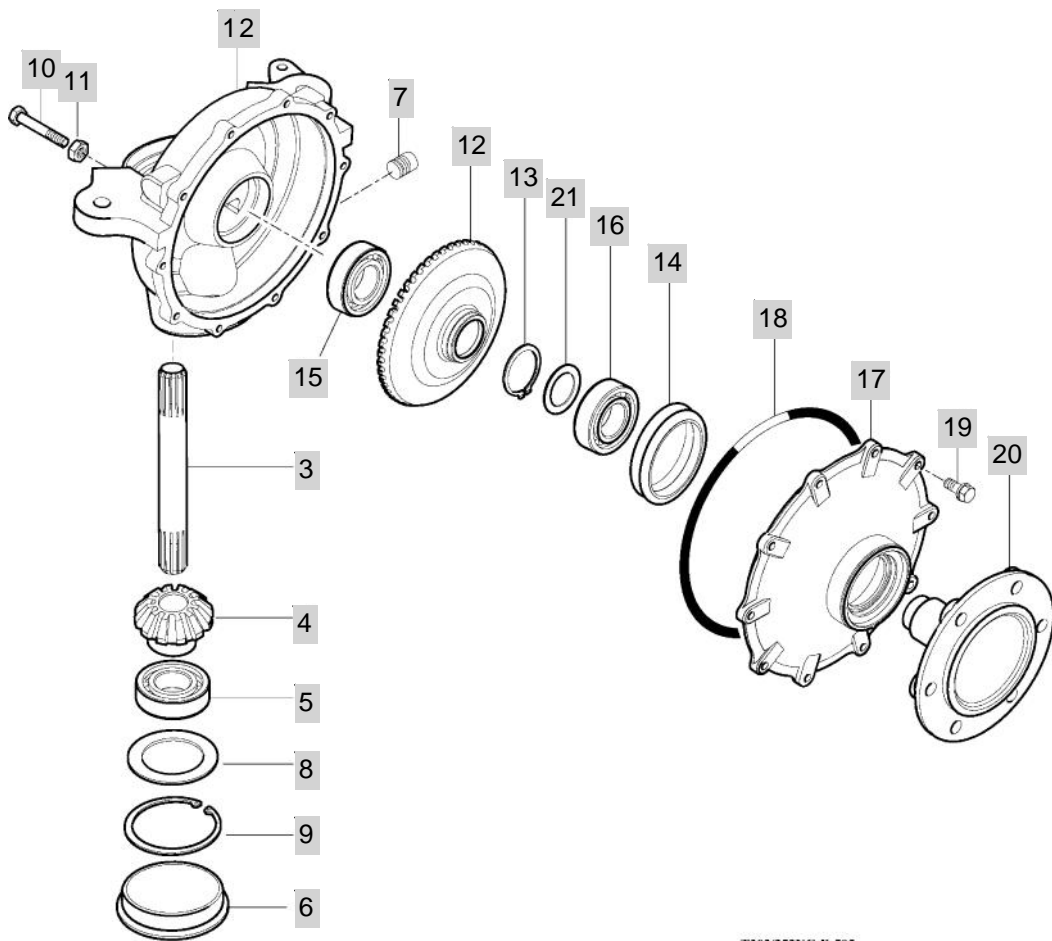
FIG 505

T353NC

FRONT GEAR CASE (2)

년/월
Year/Month

2020.07



T303/353NC-E-505

NOTE

FIG 505		FRONT GEAR CASE (2)					년/월 Year/Month	
							2020.07	
T353NC								
KEY NO	PART NO	DESCRIPTION	SPEC	QTY	REPAIR	EFFECTIVE DATE	REMARKS	
505	1	14514342001M	CASE , LH FINAL DRIVE(B)	1X1X1	1		20060901	
505	2	14514342101M	CASE , RH FINAL DRIVE(B)	1X1X1	1		20060901	
505	3	16704130050	SHAFT		2			
505	4	16704130100	GEAR , BEVEL 11		2			
505	5	V6001106308	BEARING , BALL	6308	2			
505	6	16704330180	CAP , 90	1X1X1	2			
505	7	V7811600006	PLUG, SQAURE TAPER	PT3/8	4			
505	8	16704130060	SHIM , 75X90X2		2			
505	9	V7051400900	C-RING , HOLE	90	2			
505	10	V2014612030	BOLT , HEX	M12X30	2			
505	11	V3042600120	NUT , HEX/2	M12	2		20060425	
505	12	16704340080	GEAR , BEVEL 41		2			
505	13	V7041400500	C-RING , SHAFT	50	2			
505	14	16004340040	SEAL	1X1X1	2			
505	15	V6041106208	BEARING , BALL/HL1	6208HL1	2			
505	16	V6001106210	BEARING , BALL	6210	2			
505	17	16704340130M	COVER , WHEEL SHAFT		2			
505	18	16704340150	O RING		2			
505	19	V2173608025	BOLT , HEX/S	M8X25	8		20080825	
505	20	16704340070	SHAFT , WHEEL		2			
505	21	16709510080	WASHER , 50X60X2		2			
NOTE								

6. HYDRAULICS & 3-POINT LINK PART NO. T353NC-E-C6

FIG 601 GEAR PUMP	140
FIG 602 CYLINDER CASE	142
FIG 603 LIFT ARM	144
FIG 604 CYLINDER	146
FIG 605 POSITION LINK (1)	148
FIG 606 POSITION LINK (2)	150
FIG 607 CONTROL VALVE	152
FIG 608 POSITION LEVER	154
FIG 609 HYDRAULIC PIPE (1)	156
FIG 609A HYDRAULIC PIPE (1)	158
FIG 610 HYDRAULIC PIPE (2)	160
FIG 611 EXTERIOR HYD.VALVE	162
FIG 611A EXTERIOR HYD.VALVE	164
FIG 612 3-POINT LINK	166
FIG 613 HITCH & COVER	168

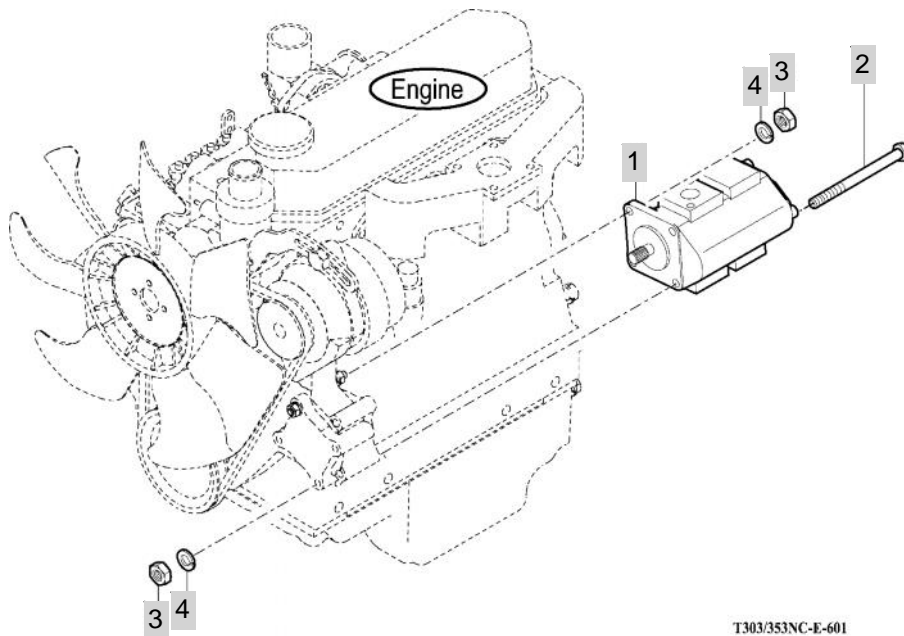
FIG 601

T353NC

GEAR PUMP

년/월
Year/Month

2020.07



NOTE

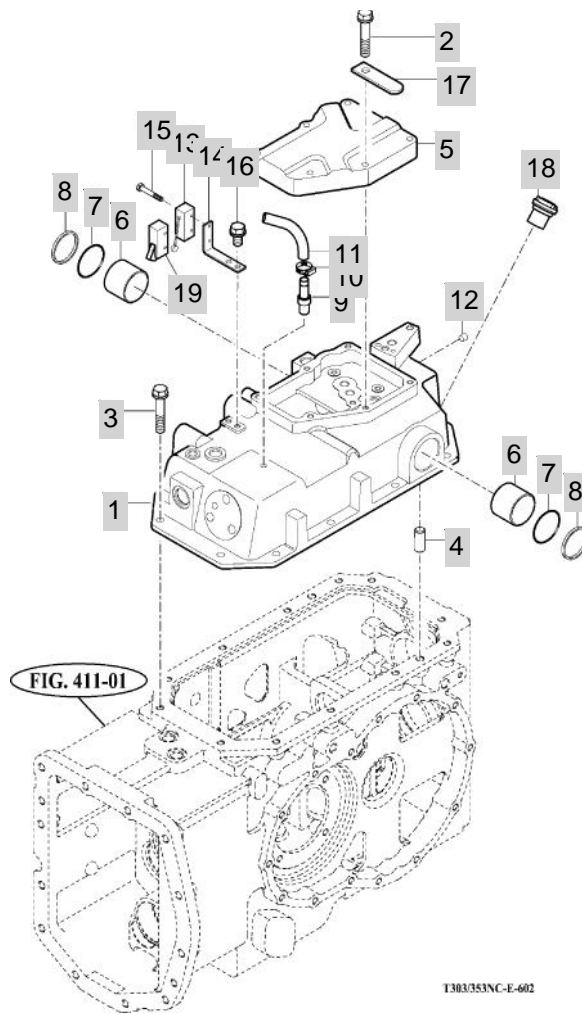
FIG 602

T353NC

CYLINDER CASE

년/월
Year/Month

2020.07



T303/353NC-E-602

NOTE

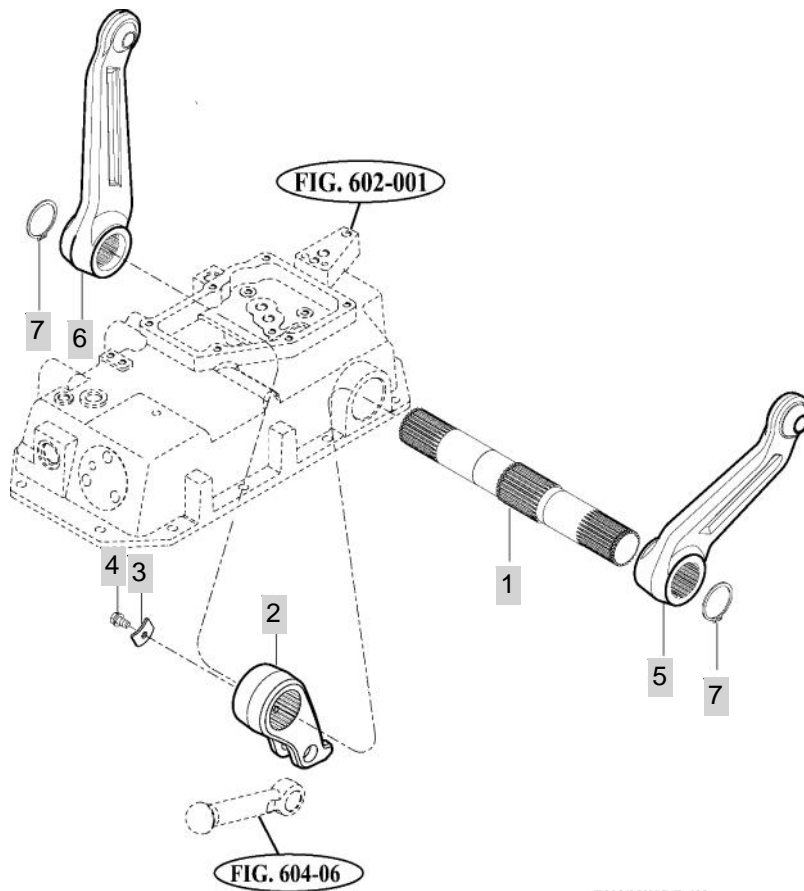
FIG 603

T353NC

LIFT ARM

년/월
Year/Month

2020.07



T303/353NC-E-603

NOTE

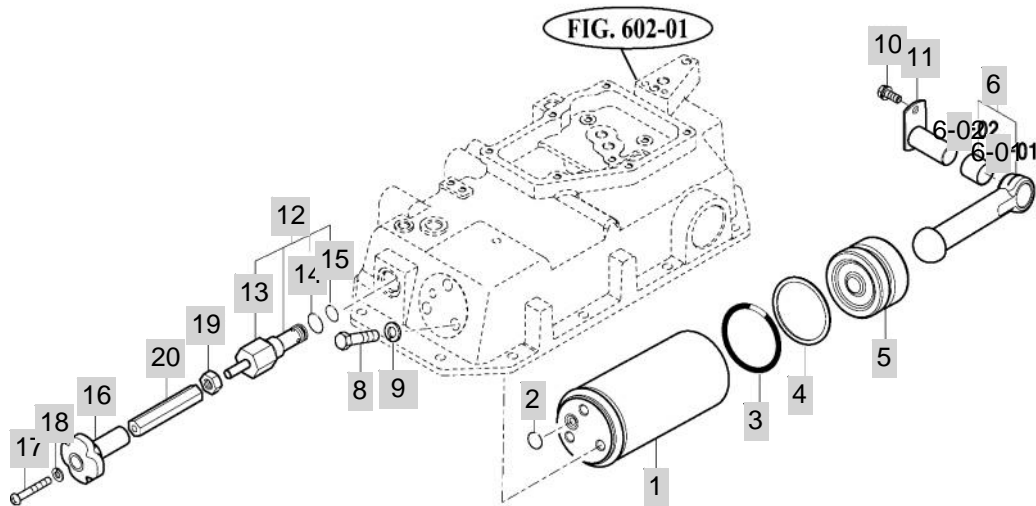
FIG 604

T353NC

CYLINDER

년/월
Year/Month

2020.07



T303/353NC-E-604

NOTE

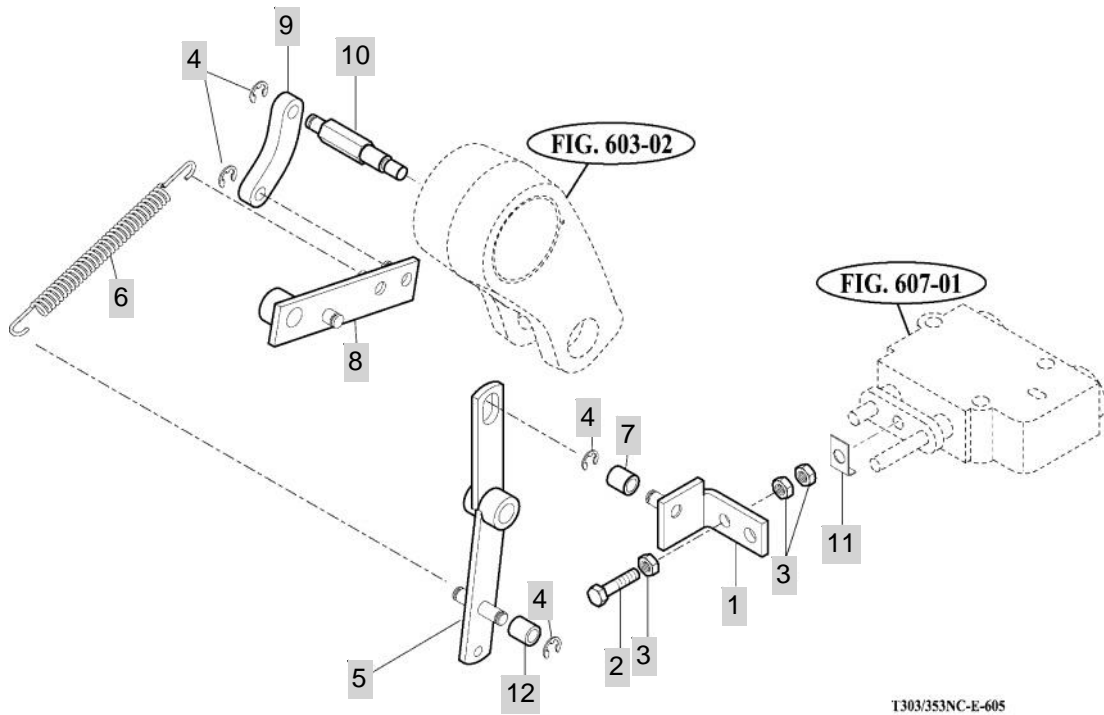
FIG 605

T353NC

POSITION LINK (1)

년/월
Year/Month

2020.07



T303/353NC-E-605

NOTE

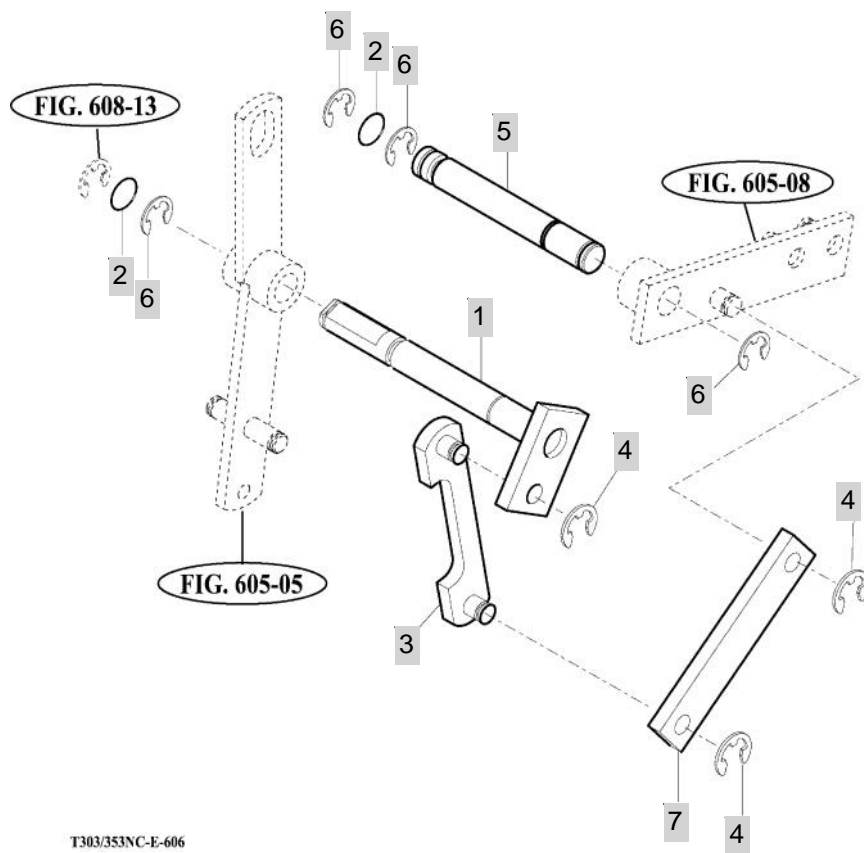
FIG 606

T353NC

POSITION LINK (2)

년/월
Year/Month

2020.07



T303/353NC-E-606

NOTE

FIG 606 T353NC		POSITION LINK (2)						년/월 Year/Month	2020.07
KEY NO		PART NO	DESCRIPTION	SPEC	QTY	REPAIR	EFFECTIVE DATE	REMARKS	
606	1	17995041500	SHAFT COMP , POSITION		1		20110321		
606	2	V7201019009	O-RING , P	P9	2				
606	3	17995060050	LINK COMP , B	1X1X1	1				
606	4	V7081400060	E-RING	6	3				
606	5	17995041200	SHAFT COMP , DRAFT		1		20110321		
606	6	V7081400090	E-RING	9	1		20040501		
606	7	17995060061	LINK		1				
NOTE									

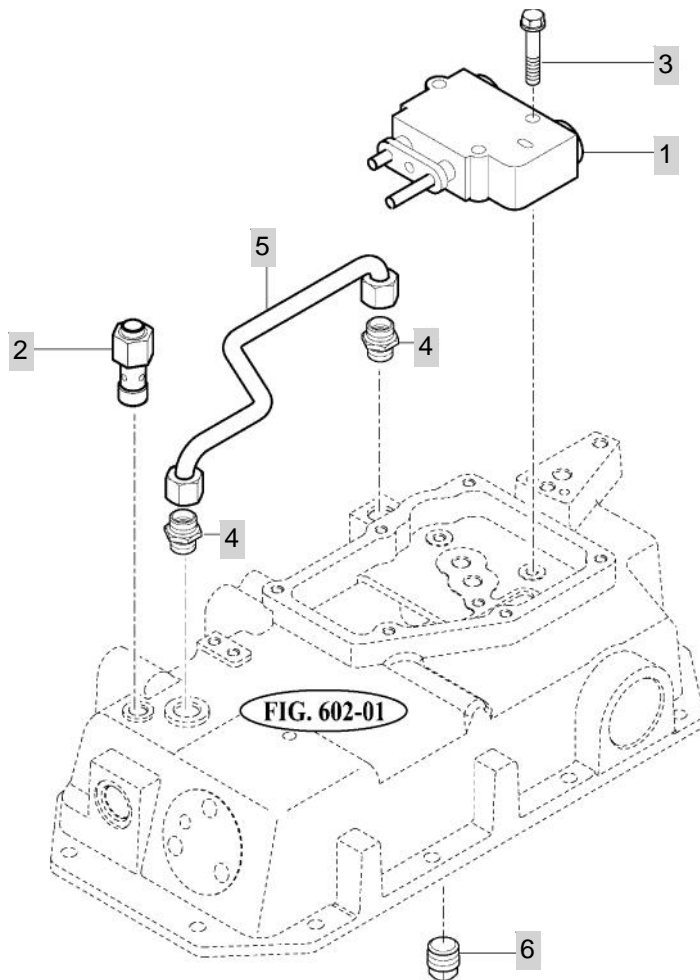
FIG 607

T353NC

CONTROL VALVE

년/월
Year/Month

2020.07



T303/353NC-E-607

NOTE

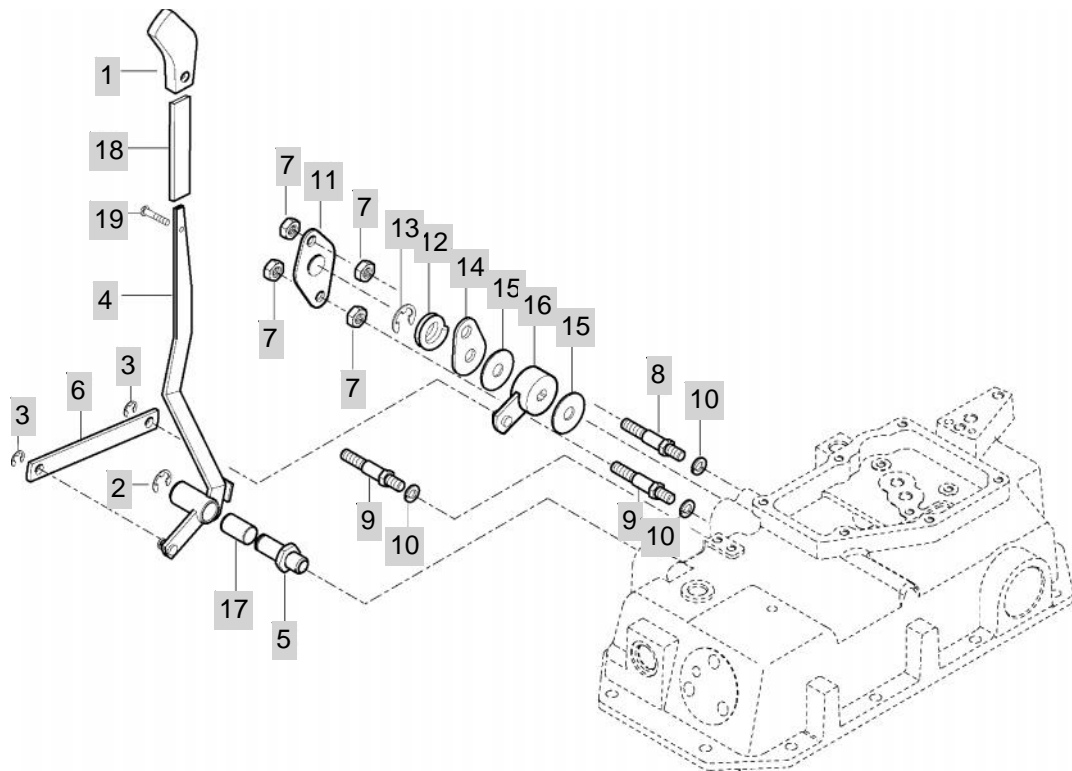
FIG 608

T353NC

POSITION LEVER

년/월
Year/Month

2020.07



T303/353NC-E-608

FIG. 602-01

NOTE

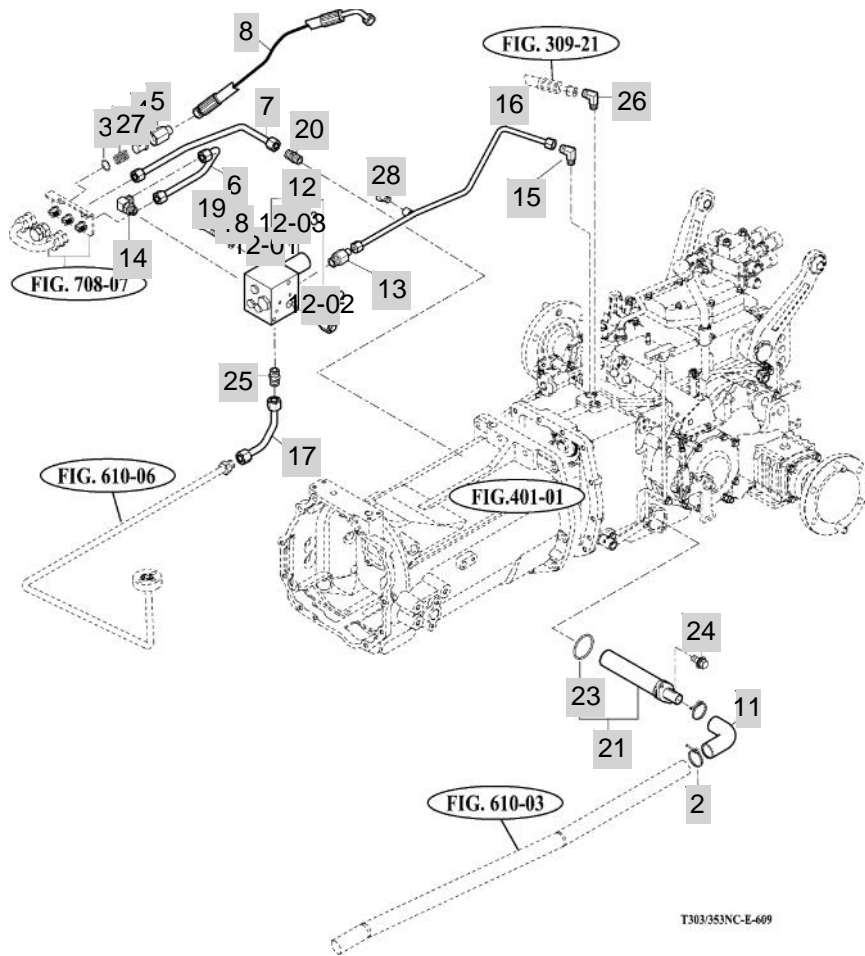
FIG 609

T353NC

HYDRAULIC PIPE (1)

년/월
Year/Month

2020.07



T303/353NC-E-609

NOTE

FIG 609		HYDRAULIC PIPE (1)						년/월
								Year/Month
T353NC								2020.07
KEY NO	PART NO	DESCRIPTION	SPEC	QTY	REPAIR	EFFECTIVE DATE	REMARKS	
609	2	14445100080	CLAMP , HOSE					
609	3	V7201024018	O-RING , P	P18	1			
609	4	12305180020	FILTER , 80 MESH	D=13	0	20101126		
609	5	16705100030	ADAPTER , PF1/2 PF1/2	HEX=27	0	20101126		
609	6	16705104400	PIPE COMP , PUMP	1X1X1	0	20090123		
609	7	16705104500	PIPE COMP , TANK	1X1X1	0	20090123		
609	8	16705152330	HOSE , 1400 ASSY	1X1X1	0	20101126		
609	9	36527040020	CLAMP , 20X180	T=1.2	0	20101126		
609	11	14725100020	HOSE		1			
609	12	14835182000	VALVE ASSY , PTO	1X1X1	1			
609	12-01	14725182100	VALVE , PTO	1X1X1	1			
609	12-02	15640090001	VALVE ASSY , RELIEF	PVR1-005-020	1			
609	12-03	14725182210	SOLENOID COIL	1X1X1	1			
609	13	14444080062	CONNECTOR		1			
609	14	13155110030	ELBOW , 3/4-16UNF , M18	육각 22	1			
609	15	16705100100	ELBOW UNIT , PF 3/8XM16	PF3/8XM16	1			
609	16	16705104201	PIPE COMP , PTO	1X1X1	1			
609	17	14945104702	PIPE COMP , RR DELIVERY	1X1X1	1			
609	18	V4011600080	WASHER , SPRING	M8	2	20081201		
609	19	V2013608090	BOLT , HEX	M8X90	3			
609	20	16994080061	UNION , PT3/8 M18	PT3/8,M18XP1.5"	1			
609	21	16705105000	FILTER ASSY , SUCTION	D51X92X265	1			
609	23	V7211031045	O-RING , G	G45	1			
609	24	V2183610025	BOLT , HEX/SP	M10X25	2			
609	25	16995304000	UNION , O-RING	D25X25X36	2	20120404		
609	26	14944050100	ELBOW PF3/8XM16 ,45		1			
609	27	17995010210	SPRING	12X22	0	20101126		
609	28	13267060022	PLUG , DRAIN	육각 B=12	0	20071101		
NOTE								

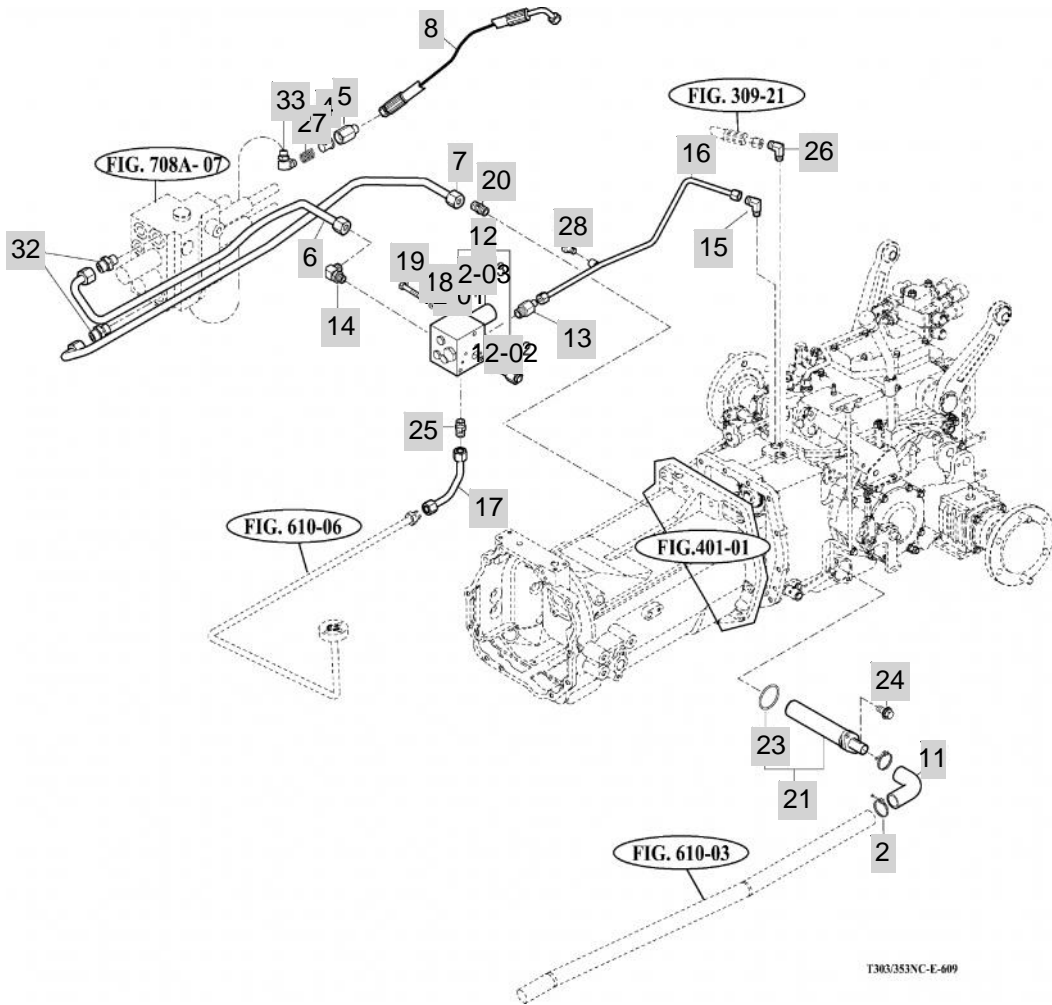
FIG 609A

T353NC

HYDRAULIC PIPE (1)

년/월
Year/Month

2020.07



NOTE

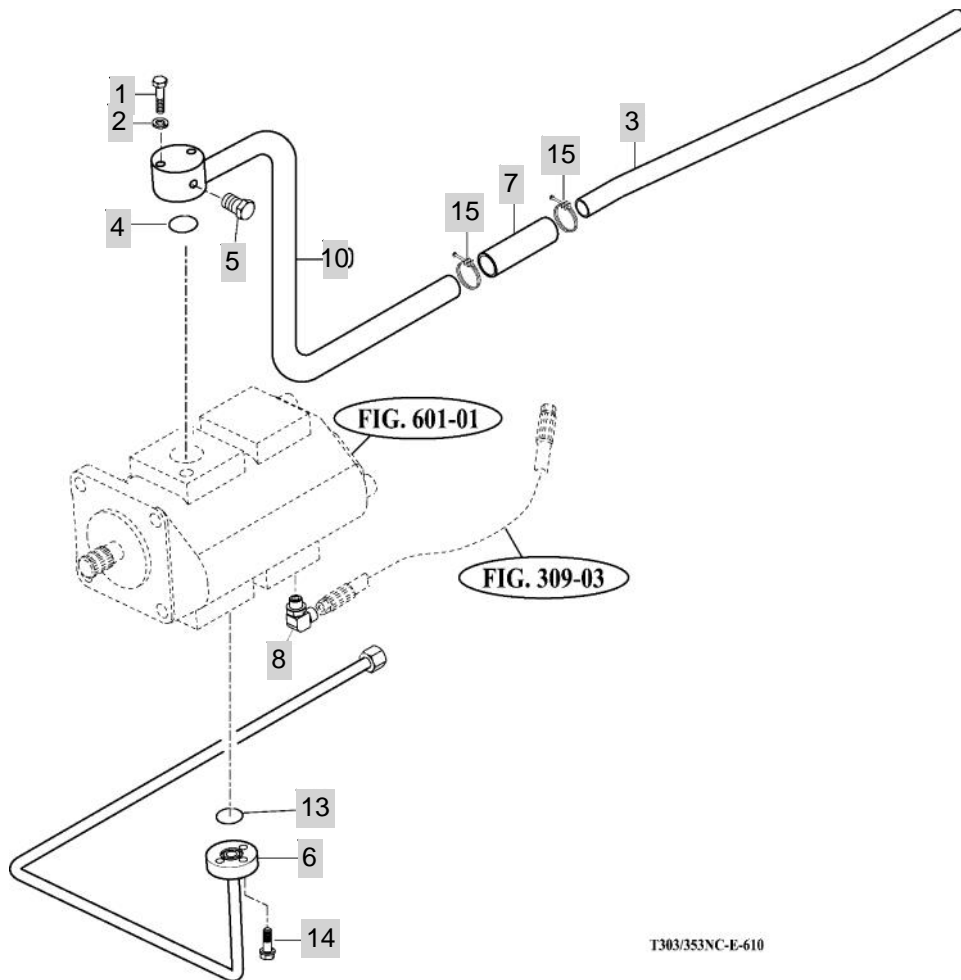
FIG 610

T353NC

HYDRAULIC PIPE (2)

년/월
Year/Month

2020.07



T303/353NC-E-610

NOTE

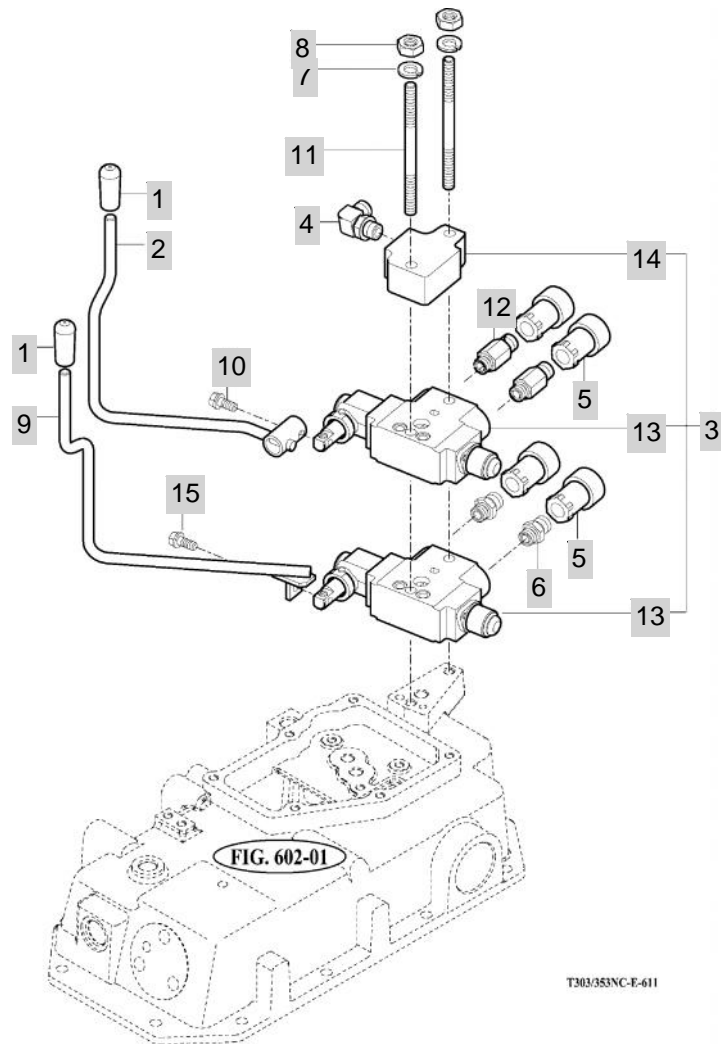
FIG 611

T353NC

EXTERIOR HYD.VALVE

년/월
Year/Month

2020.07



NOTE

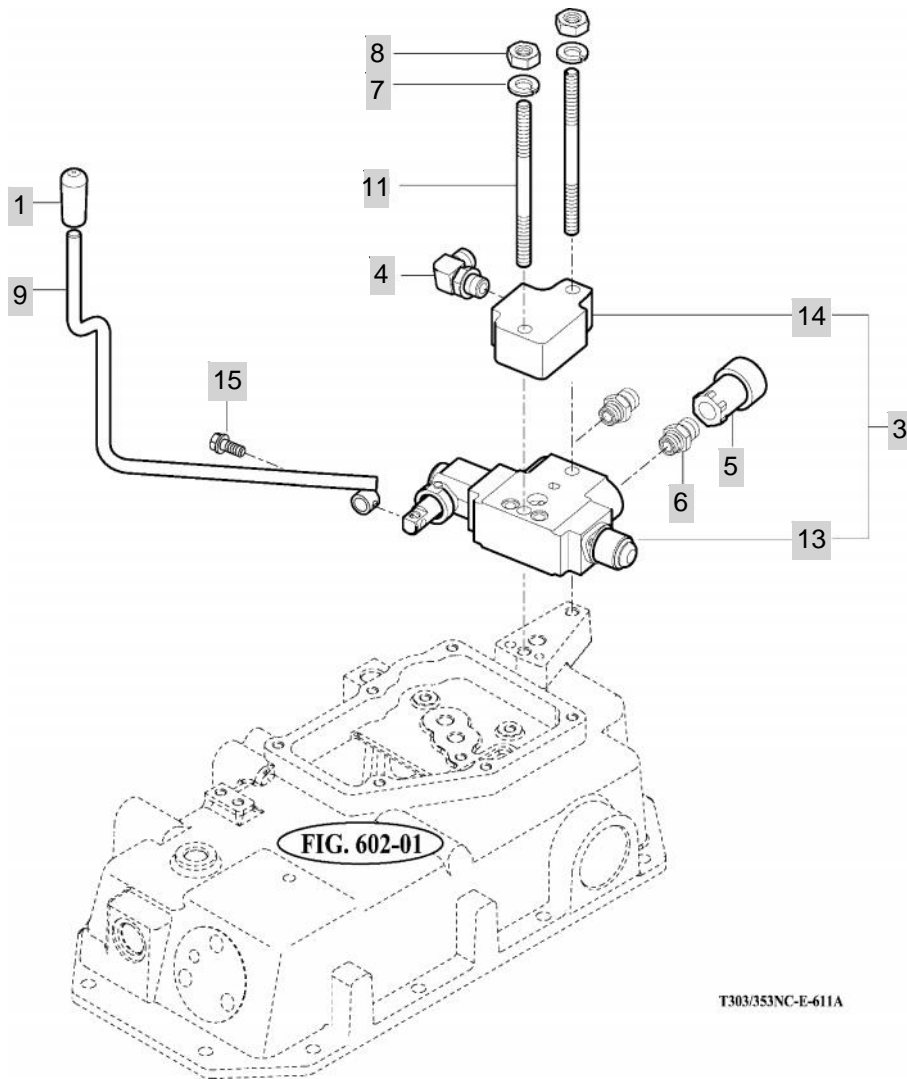
FIG 611A

T353NC

EXTERIOR HYD.VALVE

년/월
Year/Month

2020.07



NOTE

FIG 611A T353NC	EXTERIOR HYD.VALVE						년/월 Year/Month
							2020.07

KEY NO	PART NO	DESCRIPTION	SPEC	QTY	REPAIR	EFFECTIVE DATE	REMARKS
611A	1	21615250020	GRIP , LEVER/RED	2		20070121	
611A	3	13305080150	VALVE SUB , AUX EXTERIOR 2P	1X1X1	1		
611A	4	17995161130	UNION , PF3/8 PF1/2	1		20111101	
611A	5	16995152360	COUPLING , 1/2	0			
611A	6	17995080201	UNION , 1/2	1X1X1	2	20101014	
611A	7	V4011600100	WASHER , SPRING	M10	1	20081001	
611A	8	V3043600100	NUT , HEX/2	M10	1	20030401	
611A	9	13015125201	LEVER COMP , AUX	440*284*100	1	20080401	
611A	11	13305080890	BOLT , STUD 90	1X1X1	2		
611A	13	17995080960	VALVE , AUX EXTERIOR SPRING	1X1X1	1		
611A	14	17995080970M	COVER , EXTERIOR HYD		1	20050901	
611A	15	V2173608020	BOLT , HEX/S	M8X20	1	20120501	
NOTE							

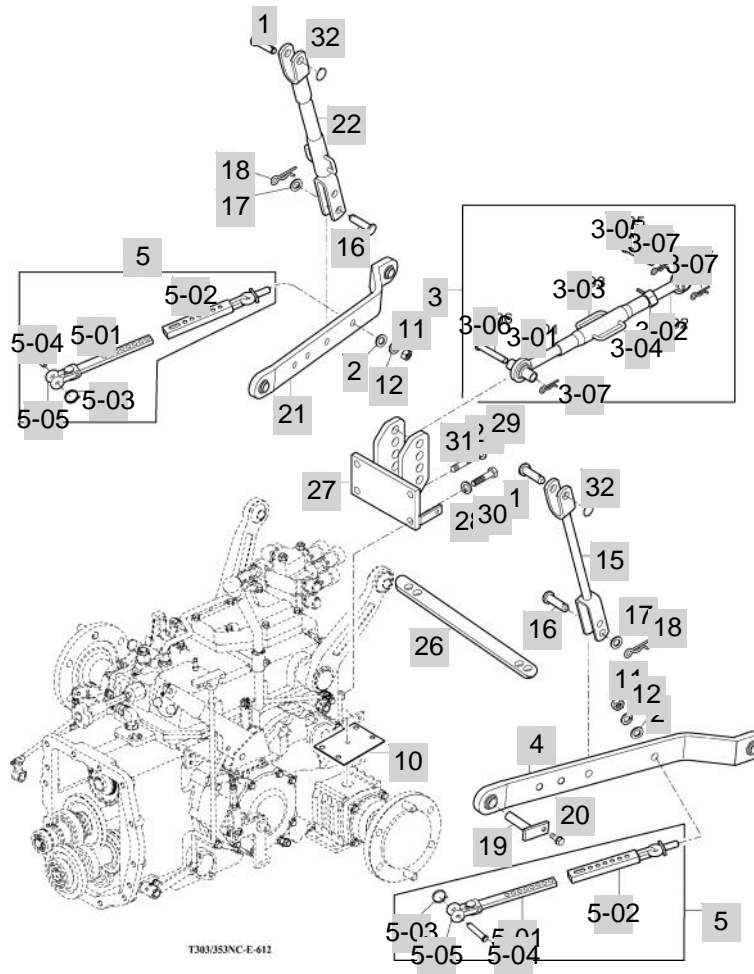
FIG 612

3-POINT LINK

년/월
Year/Month

2020.07

T353NC



NOTE

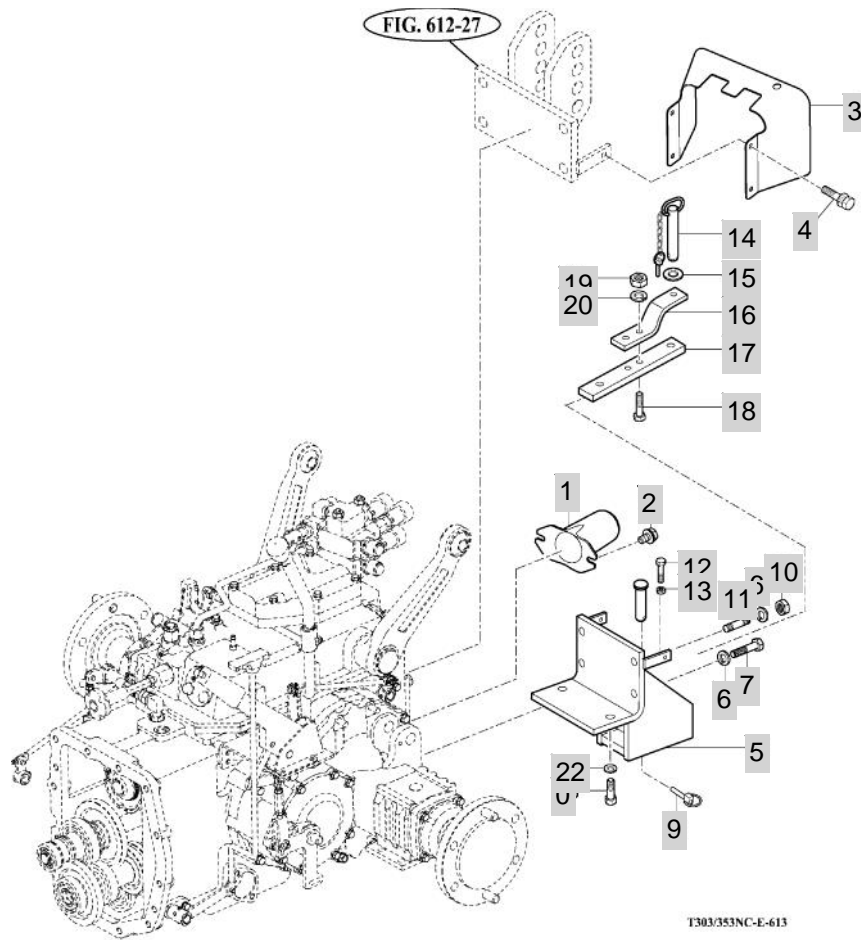
FIG 613

T353NC

HITCH & COVER

년/월
Year/Month

2020.07



NOTE

7. SHEET METAL & ROPS PART NO. T353NC-E-C7

FIG 701 HOOD (1)	171
FIG 702 BONNET	173
FIG 704 FENDER & REAR FRAME	175
FIG 704A FENDER & REAR FRAME	178
FIG 705 DASHPANEL	181
FIG 706 FLOOR PANEL	183
FIG 707 SEAT	185
FIG 708 FRONT & REAR MOUNTING	187
FIG 709 ROPS	189
FIG 710 FRONT & REAR MOUNTING	191
FIG 711 SEAL FLOOR & CABIN	193
FIG 712 CAB FRAME & DOOR	195
FIG 713 FRONT GLASS	197
FIG 714 SIDE & REAR GLASS	199
FIG 715 ROOF	201
FIG 716 HEATER	203
FIG 717 ROOF	205

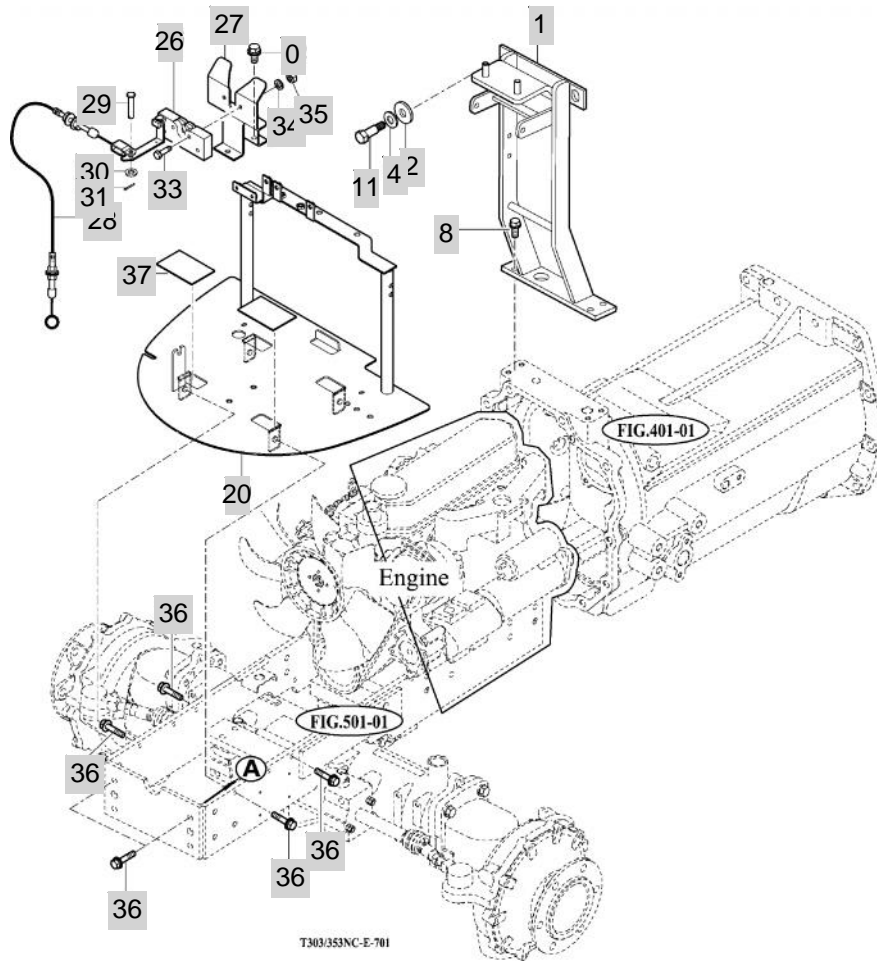
FIG 701

T353NC

HOOD (1)

년/월
Year/Month

2020.07



NOTE

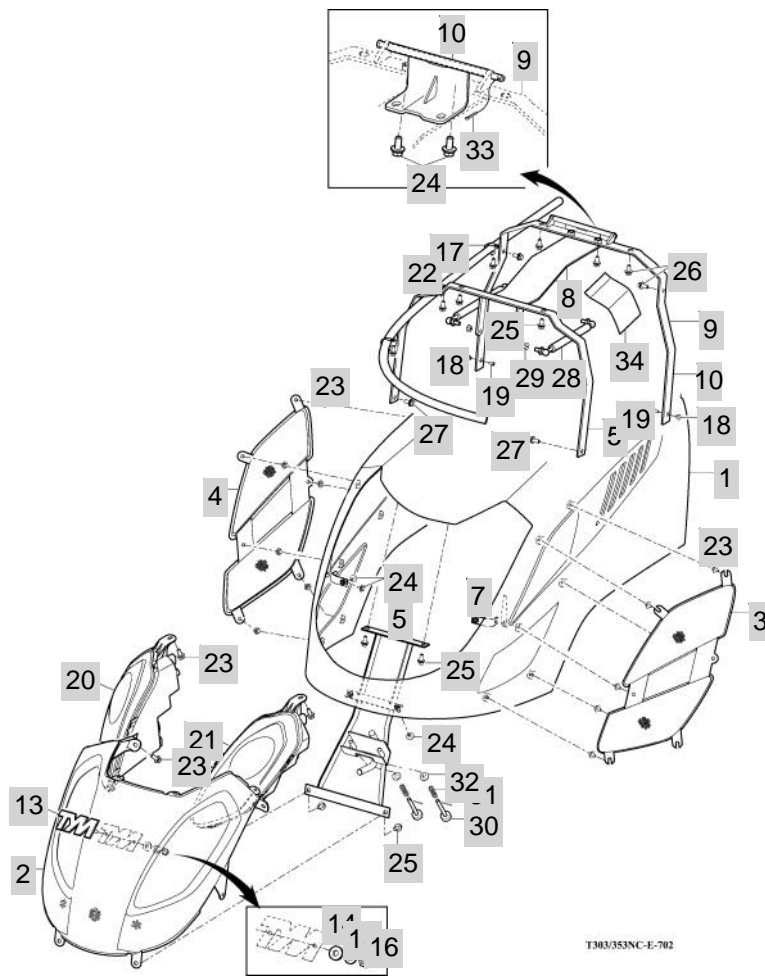
FIG 702

T353NC

BONNET

년/월
Year/Month

2020.07



T303/353NC-E-702

NOTE

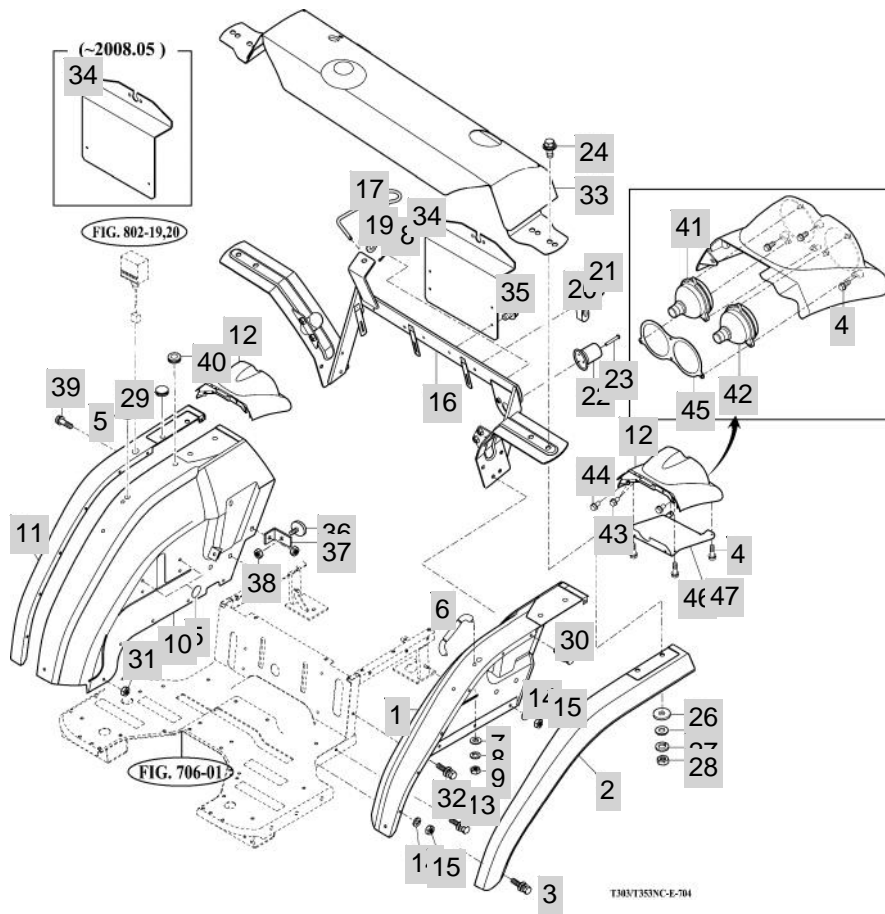
FIG 704

T353NC

FENDER & REAR FRAME

년/월
Year/Month

2020.07



NOTE

FIG 704		FENDER & REAR FRAME					년/월 Year/Month		
							2020.07		
T353NC		KEY NO	PART NO	DESCRIPTION	SPEC	QTY	REPAIR	EFFECTIVE DATE	REMARKS
704	1	14726063502SR	FENDER COMP , LH	1X1X1	1			20120420	
704	2	13606060041	FENDER , LH	1X1X1	1			20080220	
704	3	V2193606016	BOLT , HEX/SPL	M6X16	5			20120710	
704	4	V2123606012	BOLT , HEX /SP	M6X12	2			20040401	
704	5	16606070031	CAP , 9		10				
704	6	14726071100	GRIP COMP	1X1X1	0			20080825	
704	7	35602010150	WASHER , BIND SHAFT	T=2.3	0			20100402	
704	8	V4011600080	WASHER , SPRING	M8	2			20081201	
704	9	V2183608020	BOLT , HEX/SP	M8X20	4			20081201	
704	10	14726063602SR	FENDER COMP , RH	1X1X1	1			20120420	
704	11	13026060050	FENDER , RH	1X1X1	1			20080825	
704	12	13016060020	COVER ,LH RR LAMP	1X1X1	1				
704	13	V2205408016	BOLT .HEX/R	M8X16	4			20071207	
704	14	V4011600080	WASHER , SPRING	M8	2			20081201	
704	15	V2183608020	BOLT , HEX/SP	M8X20	4			20081201	
704	16	14977035400SR	FRAME COMP , RR FUEL TANK	1X1X1	1			20080220	
704	17	14885251100	HOOK , TOPLINK	D=5	1			20120105	
704	18	V5001920015	PIN , SPLIT	2X15	1			20081001	
704	19	V4111600060	WASHER , PLAIN	M6	0			20081201	
704	20	14441010161	CLAMP , RADIATOR HOSE	1X1X1	1			20111221	
704	21	V2123606012	BOLT , HEX /SP	M6X12	2			20040401	
704	22	16997028201	SOCKET ASSY , TRAILER		1			20111130	
704	23	V1112605030	SCREW , C/R PAN	M5X30	3			20070809	
704	24	V2013612035	BOLT , HEX	M12X35	4				
704	25	V4111600120	WASHER , PLAIN	M12	0			20090408	
704	26	36217020030	WASHER , PULLEY	T=4.5	4				
704	27	V4011600120	WASHER , SPRING	M12	4			20090429	
704	28	V3043600120	NUT , HEX/2	M12	3			20090408	
704	29	13016400010	SEAL , BATTERY BRACKET	T=0.25	1			20111130	
704	30	V2205408016	BOLT .HEX/R	M8X16	4			20071207	
704	31	V2183608020	BOLT , HEX/SP	M8X20	4			20081201	
704	32	V2183608035	BOLT , HEX/SP	M8X35	2				
704	33	14777036302SR	COVER COMP , TANK (PNT)	1X1X1	1				
704	34	13607010011GB	NUMBER PLATE	1X1X1	1				
704	35	13607010012GB	NUMBER PLATE	1X1X1	1			20071101	
704	36	V2183608016	BOLT , HEX/SP	M8X16	0			20081224	
704	37	13606571000	REAR REFLECTOR	1X1X1	2				
704	38	13606630010GB	PLATE	1X1X1	2				
704	39	V3043600100	NUT , HEX/2	M10	1			20030401	
704	40	V2183610020	BOLT , HEX/SP	M10X20	0			20070831	
704	41	14326510280	GROMMET , 9X13X2		2				
704	42	14527023300	LAMP ASSY , RR COMBINATION	1X1X1	1				
704	43	V2123606016	BOLT , HEX /SP	M6X16	4			20081128	
704	44	V2193606020	BOLT , HEX/SPL	M6X20	6				
704	45	13016061300	FIX PLATE , RR LAMP	T=1.6	2				
NOTE									

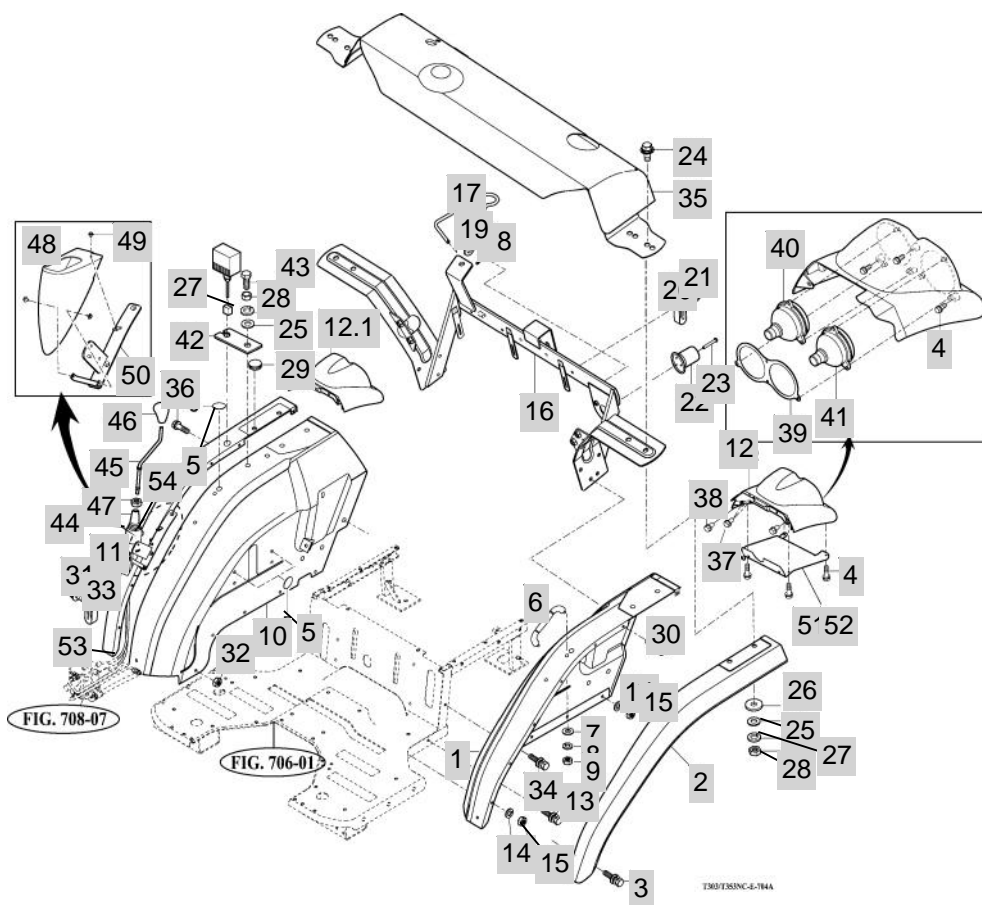
FIG 704A

T353NC

FENDER & REAR FRAME

년/월
Year/Month

2020.07



NOTE

FIG 704A		FENDER & REAR FRAME					년/월 Year/Month		
							2020.07		
T353NC		KEY NO	PART NO	DESCRIPTION	SPEC	QTY	REPAIR	EFFECTIVE DATE	REMARKS
704A	1	14726063502SR	FENDER COMP , LH	1X1X1	1			20120420	
704A	2	13606060041	FENDER , LH	1X1X1	1			20080220	
704A	3	V2193606016	BOLT , HEX/SPL	M6X16	5			20120710	
704A	4	V2123606012	BOLT , HEX /SP	M6X12	2			20040401	
704A	5	16606070031	CAP , 9		10				
704A	6	14726071100	GRIP COMP	1X1X1	0			20080825	
704A	7	35602010150	WASHER , BIND SHAFT	T=2.3	0			20100402	
704A	8	V4011600080	WASHER , SPRING	M8	2			20081201	
704A	9	V2183608020	BOLT , HEX/SP	M8X20	4			20081201	
704A	10	14726063602SR	FENDER COMP , RH	1X1X1	1			20120420	
704A	11	13026060021	FENDER , RH MUD GUIDE	T=3.5	1				
704A	12	13016060020	COVER ,LH RR LAMP	1X1X1	1				
704A	12.1	13016060030	COVER , RH RR LAMP	1X1X1	0				
704A	13	V2205408016	BOLT .HEX/R	M8X16	4			20071207	
704A	14	V4011600080	WASHER , SPRING	M8	2			20081201	
704A	15	V2183608020	BOLT , HEX/SP	M8X20	4			20081201	
704A	16	14977035400SR	FRAME COMP , RR FUEL TANK	1X1X1	1			20080220	
704A	17	14885251100	HOOK , TOPLINK	D=5	1			20120105	
704A	18	V5001920015	PIN , SPLIT	2X15	1			20081001	
704A	19	V4111600060	WASHER , PLAIN	M6	0			20081201	
704A	20	14441010161	CLAMP , RADIATOR HOSE	1X1X1	1			20111221	
704A	21	V2123606012	BOLT , HEX /SP	M6X12	2			20040401	
704A	22	16997028201	SOCKET ASSY , TRAILER		1			20111130	
704A	23	V1112605030	SCREW , C/R PAN	M5X30	3			20070809	
704A	24	V2013612035	BOLT , HEX	M12X35	4				
704A	25	V4111600120	WASHER , PLAIN	M12	0			20090408	
704A	26	36217020030	WASHER , PULLEY	T=4.5	4				
704A	27	V4011600120	WASHER , SPRING	M12	4			20090429	
704A	28	V3043600120	NUT , HEX/2	M12	3			20090408	
704A	29	13016400010	SEAL , BATTERY BRACKET	T=0.25	1			20111130	
704A	30	V2205408016	BOLT .HEX/R	M8X16	4			20071207	
704A	31	V2193608020	BOLT , HEX /SP	M8X20	1				
704A	32	V2183608020	BOLT , HEX/SP	M8X20	4			20081201	
704A	33	14441010161	CLAMP , RADIATOR HOSE	1X1X1	1			20111221	
704A	34	V2183608035	BOLT , HEX/SP	M8X35	2				
704A	35	14777036302SR	COVER COMP , TANK (PNT)	1X1X1	1				
704A	36	V2183610020	BOLT , HEX/SP	M10X20	0			20070831	
704A	37	V2123606016	BOLT , HEX /SP	M6X16	4			20081128	
704A	38	V2193606020	BOLT , HEX/SPL	M6X20	2				
704A	39	13016061300	FIX PLATE , RR LAMP	T=1.6	2				
704A	40	17687023401	LAMP ASSY . STOP	1X1X1	2				
704A	41	14527023300	LAMP ASSY , RR COMBINATION	1X1X1	2				
704A	42	13016640010	PLATE , LAMP	90*40*2.3	2				
704A	43	V2173612035	BOLT , HEX/S	M12X35	1			20090407	
704A	44	13015504001	JOYSTICK ASSY	1X1X1	1			20080401	
NOTE									

FIG 704A T353NC		FENDER & REAR FRAME					년/월 Year/Month	
							2020.07	
KEY NO	PART NO	DESCRIPTION	SPEC	QTY	REPAIR	EFFECTIVE DATE	REMARKS	
704A	45	13015203900	LEVER COMP . JOYSTICK	1X1X1	1			
704A	46	4IMP500707	GRIP , JOYSTICK	1X1X1	0	20100827		
704A	47	V3302600140	NUT , HEX FINE/1	M14	1	20080220		
704A	48	13015300010	COVER , JOYSTICK	1X1X1	1			
704A	49	V2193606016	BOLT , HEX/SPL	M6X16	5	20120710		
704A	50	13015302200	BRACKET COMP , JOYSTICK	1X1X1	1			
704A	51	13016062000GB	PLATE COMP , LH RR LAMP COVER	T=1.6	1			
704A	52	13016063000GB	PLATE COMP , RH RR LAMP COVER	T=1.6	1			
704A	53	13015504200	CABLE ASSY , JOYSTICK(790)	790	2			
704A	54	14527103610	BOOTS		1			
NOTE								

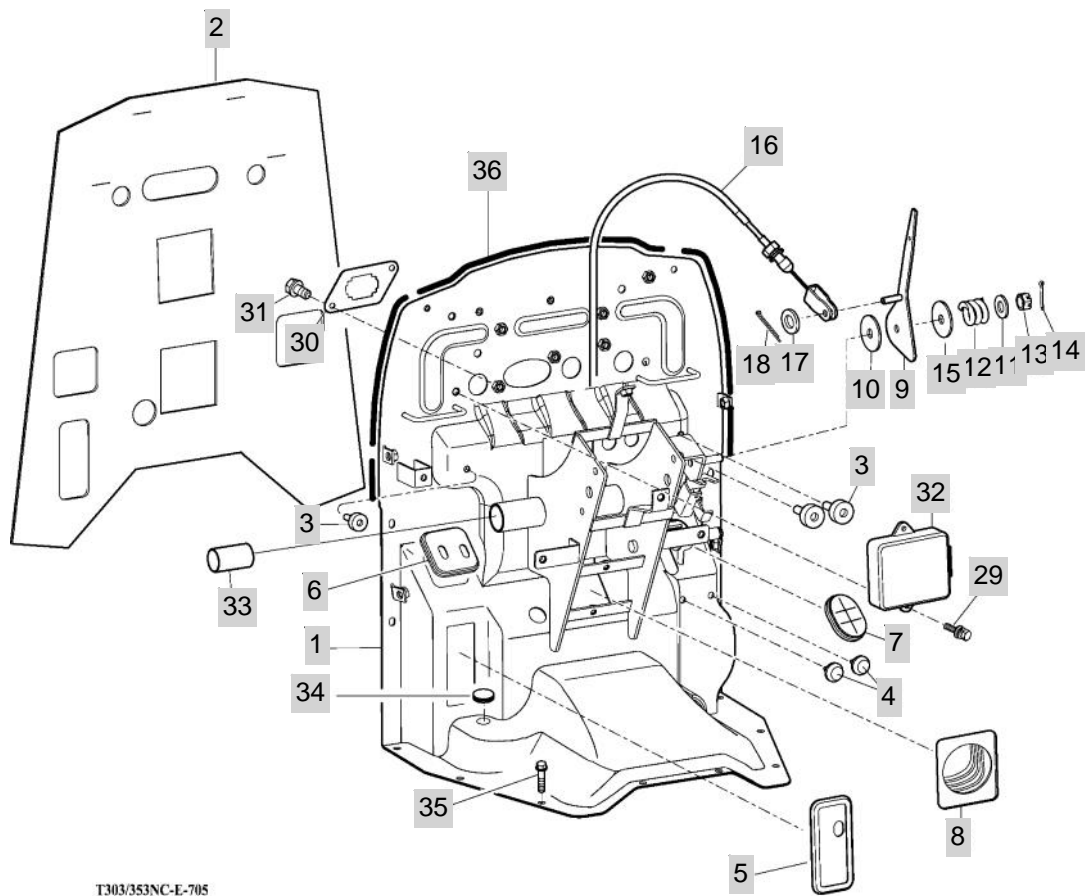
FIG 705

T353NC

DASHBOARD

년/월
Year/Month

2020.07



T303/353NC-E-705

NOTE

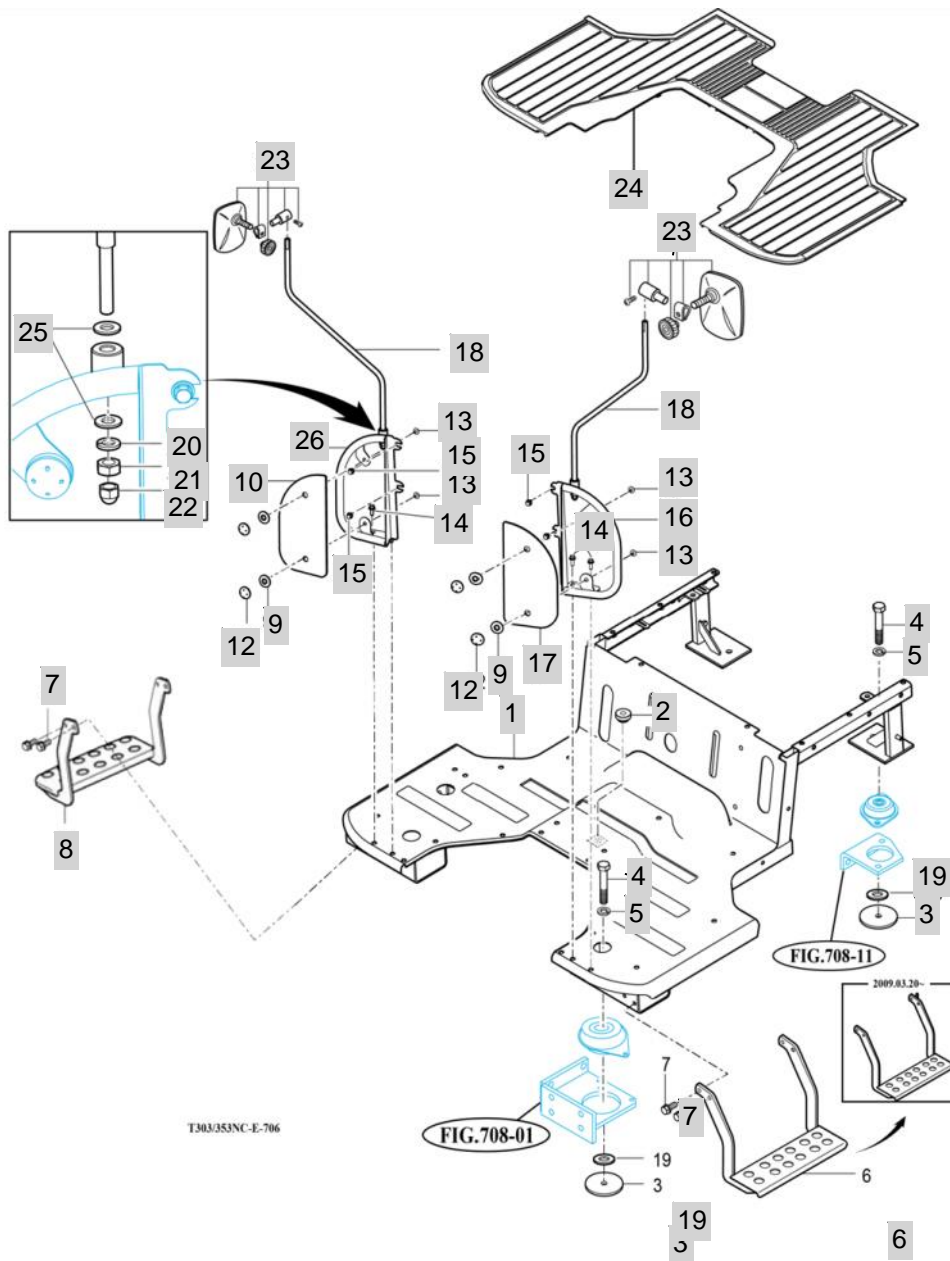
FIG 706

FLOOR PANEL

년/월
Year/Month

2020.07

T353NC



T303/353NC-E-706

FIG. 708-01

FIG. 708-11

2009.03.20

NOTE

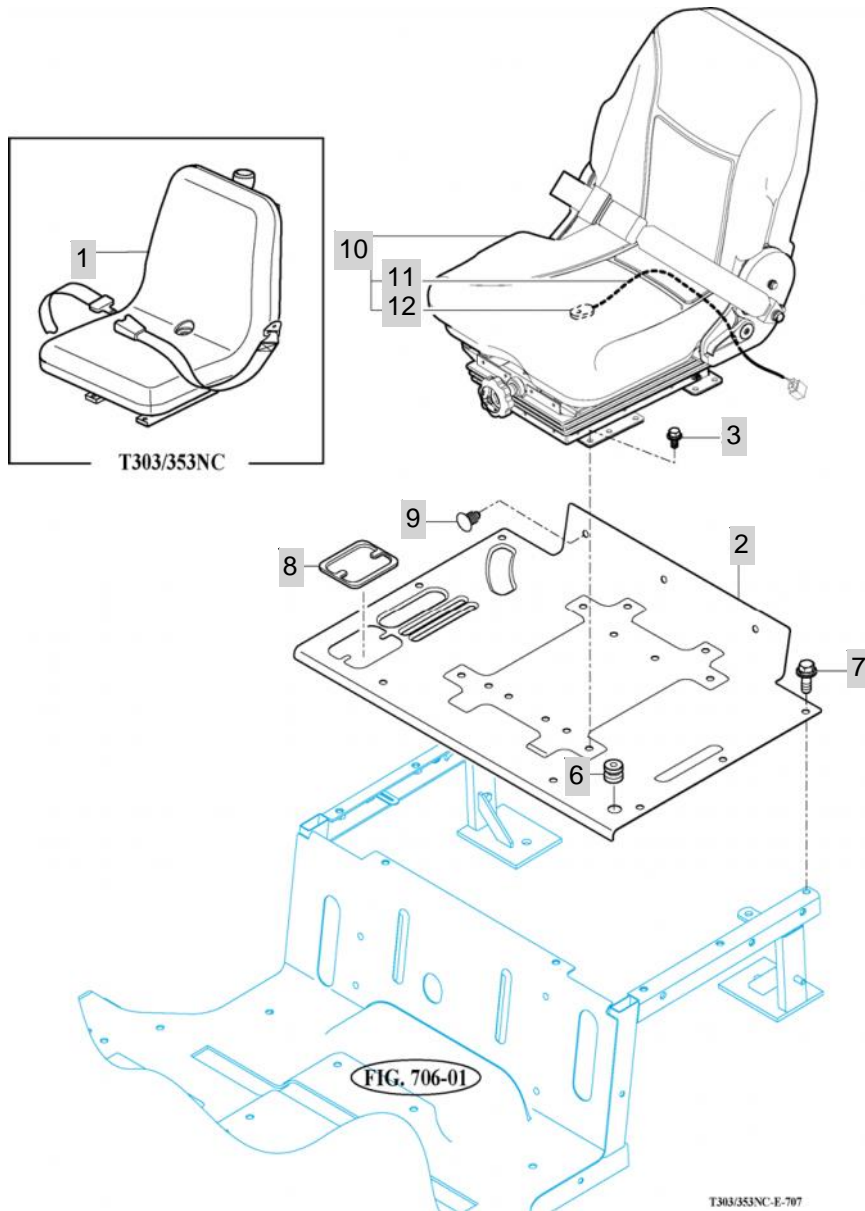
FIG 707

T353NC

SEAT

년/월
Year/Month

2020.07



NOTE

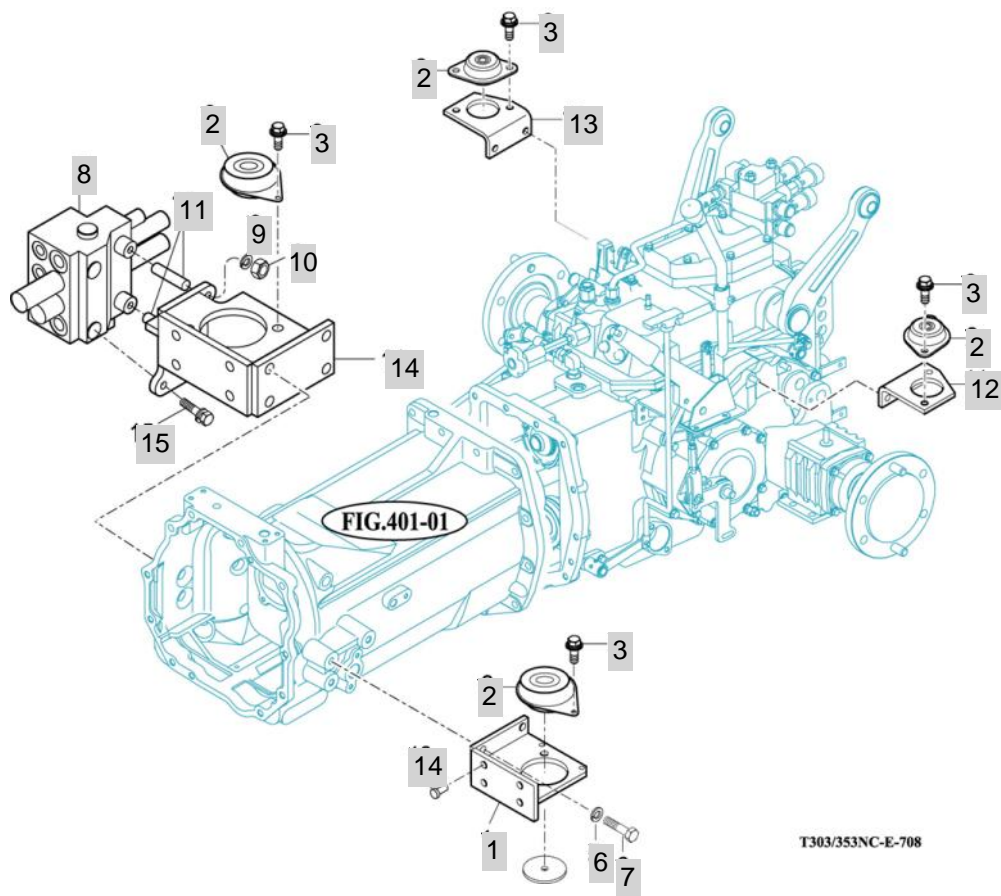
FIG 708

T353NC

FRONT & REAR MOUNTING

년/월
Year/Month

2020.07



NOTE

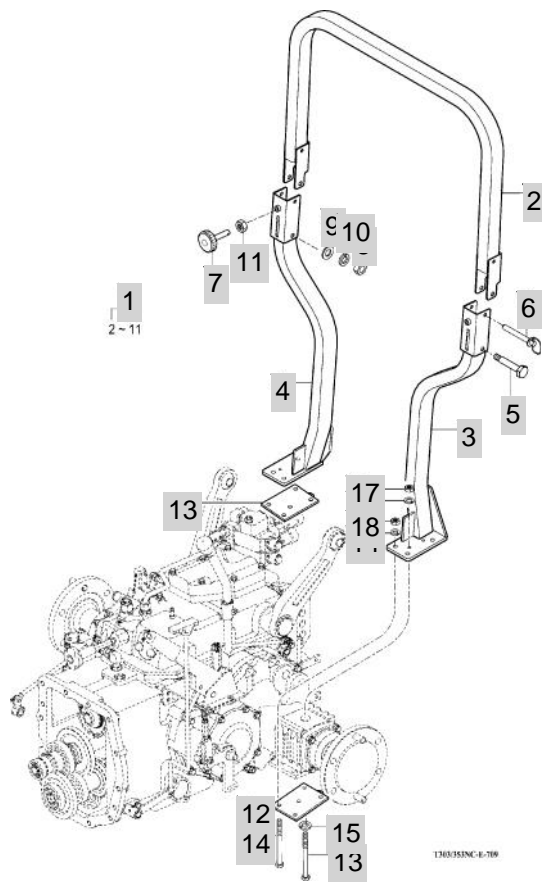
FIG 709

T353NC

ROPS

년/월
Year/Month

2020.07



NOTE

FIG 710

T353NC

FRONT & REAR MOUNTING

년/월
Year/Month

2020.07

FIG 710

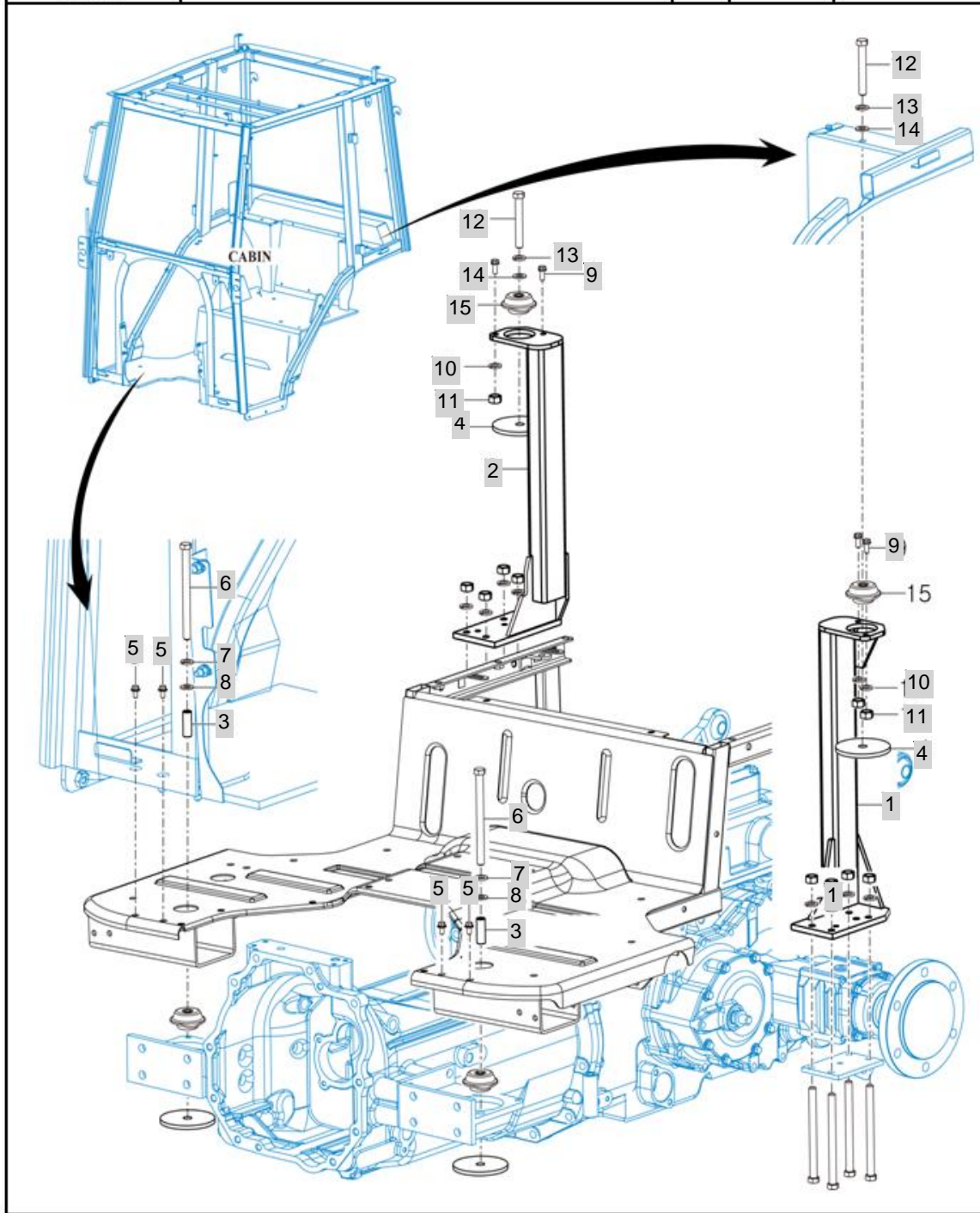
T303/353

FRONT & REAR MOUNTING

P1

Year /Month

2012/09



NOTE

NOTE

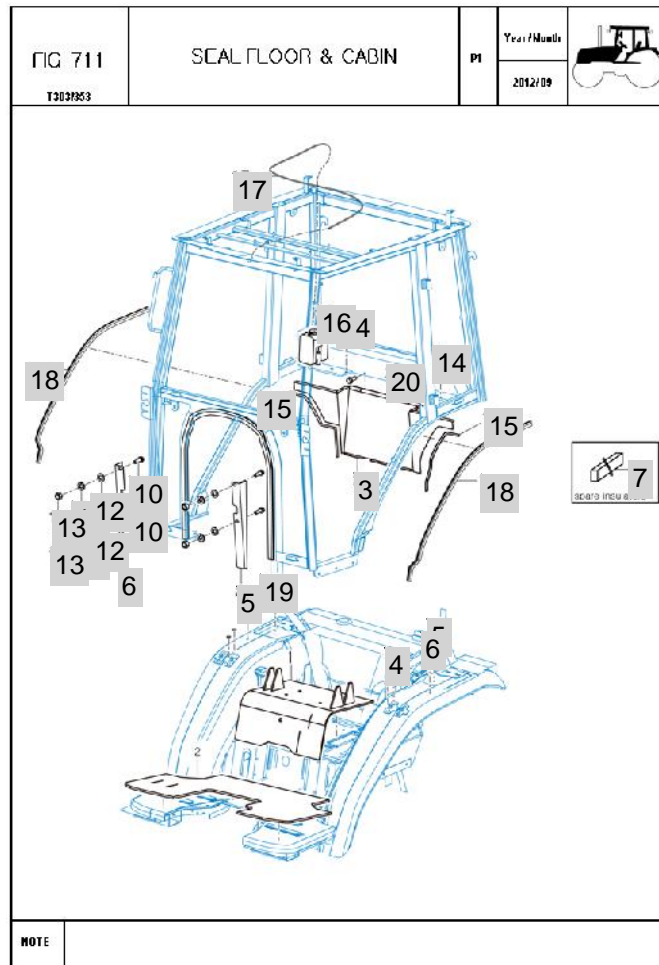
FIG 711

T353NC

SEAL FLOOR & CABIN

년/월
Year/Month

2020.07



1

NOTE

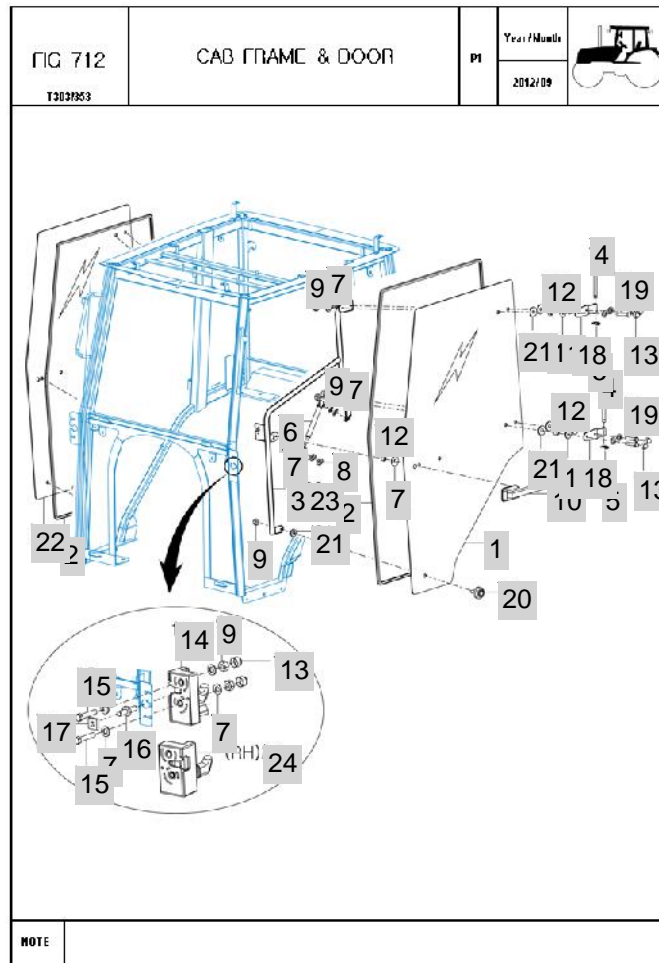
FIG 712

T353NC

CAB FRAME & DOOR

년/월
Year/Month

2020.07



NOTE

FIG 712 T353NC		CAB FRAME & DOOR					년/월 Year/Month	
							2020.07	
KEY NO	PART NO	DESCRIPTION	SPEC	QTY	REPAIR	EFFECTIVE DATE	REMARKS	
712	1	13018013140	GLASS , DOOR (LH)	1X1X1	1			
712	2	13018013240	INSULATOR , DOOR GLASS	1X1X1	2			
712	3	13018013500GB	FRAME COMP , DOOR (LH)	1X1X1	1			
712	4	13018013350	PIN	1X1X1	4			
712	5	V7081400100	E-RING	10	4			
712	6	13347023900	DAMPER , DOOR	1X1X1	2			
712	7	V4111600080	WASHER , PLAIN	M8	0	20120920		
712	8	V4011600080	WASHER , SPRING	M8	2	20081201		
712	9	V3043600080	NUT , HEX/2	M8	1	20081001		
712	10	13347024700	GRIP , DOOR	1X1X1	2			
712	11	13018013410	COLLAR , PACKING	1X1X1	12			
712	12	13018013420	COLLAR C	1X1X1	12			
712	13	13018013340	CAP , NUT (M8)	1X1X1	22			
712	14	13347024400	LOCK ASSY , LH	1X1X1	1			
712	15	V2013608040	BOLT , HEX	M8X40	4			
712	16	13347023340	PIN , LOCK	1X1X1	2			
712	17	13018013430	NUT , SQUARE	1X1X1	2			
712	18	13018014200	HINGE , DOOR	1X1X1	4			
712	19	V2013608040	BOLT , HEX	M8X40	8			
712	20	13347023250	CUSHION BOLT	1X1X1	2			
712	21	13347023270	PACKING 1	1X1X1	10			
712	22	13018013150	GLASS , DOOR (RH)	1X1X1	1			
712	23	13018013600GB	FRAME COMP , DOOR (RH)	1X1X1	1			
712	24	13347024500	LOCK ASSY , RH	1X1X1	1			
NOTE								

FIG 713

T353NC

FRONT GLASS

년/월
Year/Month

2020.07

FIG 713

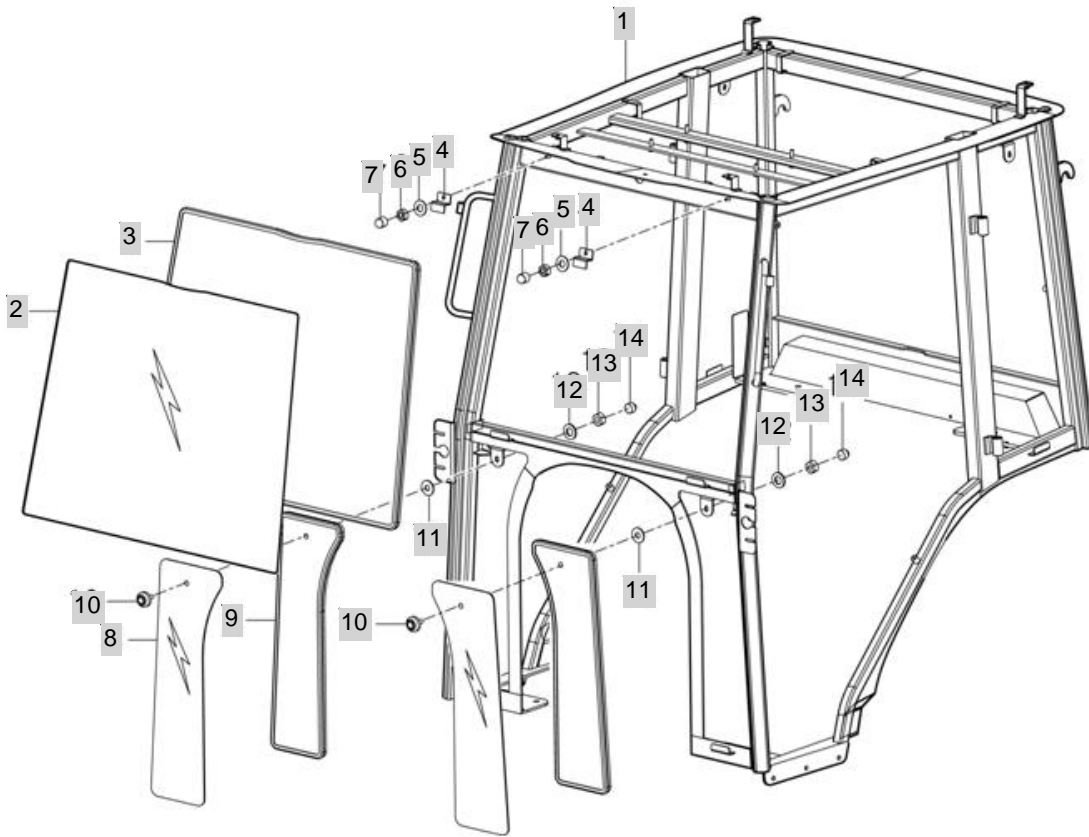
T303/353

FRONT GLASS

P1

Year /Month

2012/09



NOTE

8

NOTE

FIG 713 T353NC	FRONT GLASS						년/월 Year/Month
							2020.07

KEY NO		PART NO	DESCRIPTION	SPEC	QTY	REPAIR	EFFECTIVE DATE	REMARKS
713	1	13018012001GB	FRAME COMP , CABIN	1X1X1	1			
713	2	13018013110	GLASS , FR UPR	1X1X1	1			
713	3	13018013210	INSULATOR , FR GLASS (UPR)	1X1X1	1			
713	4	13347023260	BRACKET , GLASS	1X1X1	2			
713	5	V4111600060	WASHER , PLAIN	M6	0		20081201	
713	6	V3002600060	NUT , HEX/1	M6	2			
713	7	13018013310	CAP , NUT (M6)	1X1X1	2			
713	8	13018013130	GLASS , FR LOW	1X1X1	2			
713	9	13018013230	INSULATOR , FR GLASS (LOW)	1X1X1	2			
713	10	13347023250	CUSHION BOLT	1X1X1	2			
713	11	13347023270	PACKING 1	1X1X1	2			
713	12	V4111600080	WASHER , PLAIN	M8	0		20120920	
713	13	V3043600080	NUT , HEX/2	M8	1		20081001	
713	14	13018013340	CAP , NUT (M8)	1X1X1	2			
NOTE								

FIG 714

T353NC

SIDE & REAR GLASS

년/월
Year/Month

2020.07

FIG 714

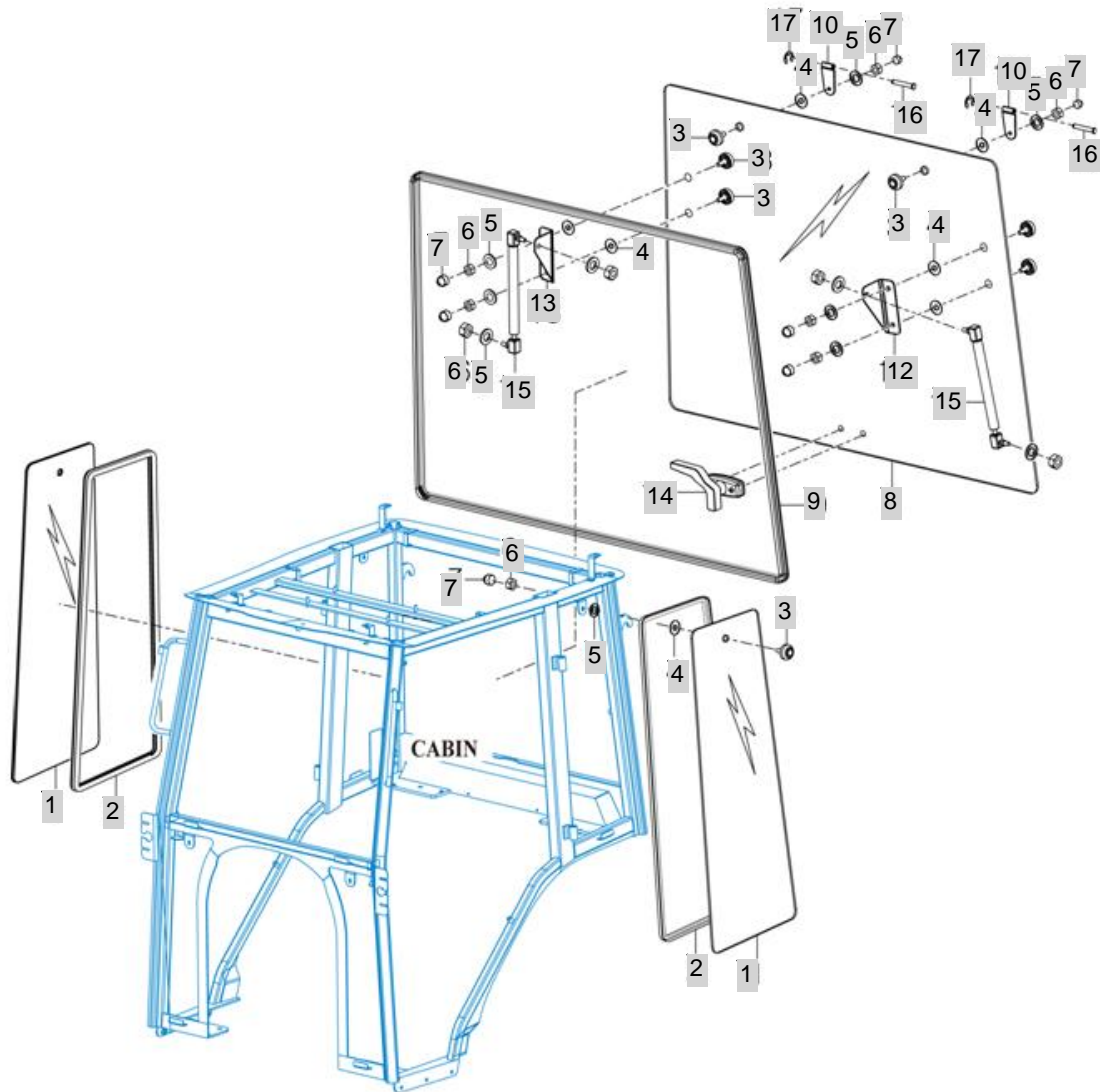
T303/353

SIDE & REAR GLASS

P1

Year /Month

2012/09



NOTE

NOTE

FIG 715

T353NC

ROOF

년/월
Year/Month

2020.07

FIG 715

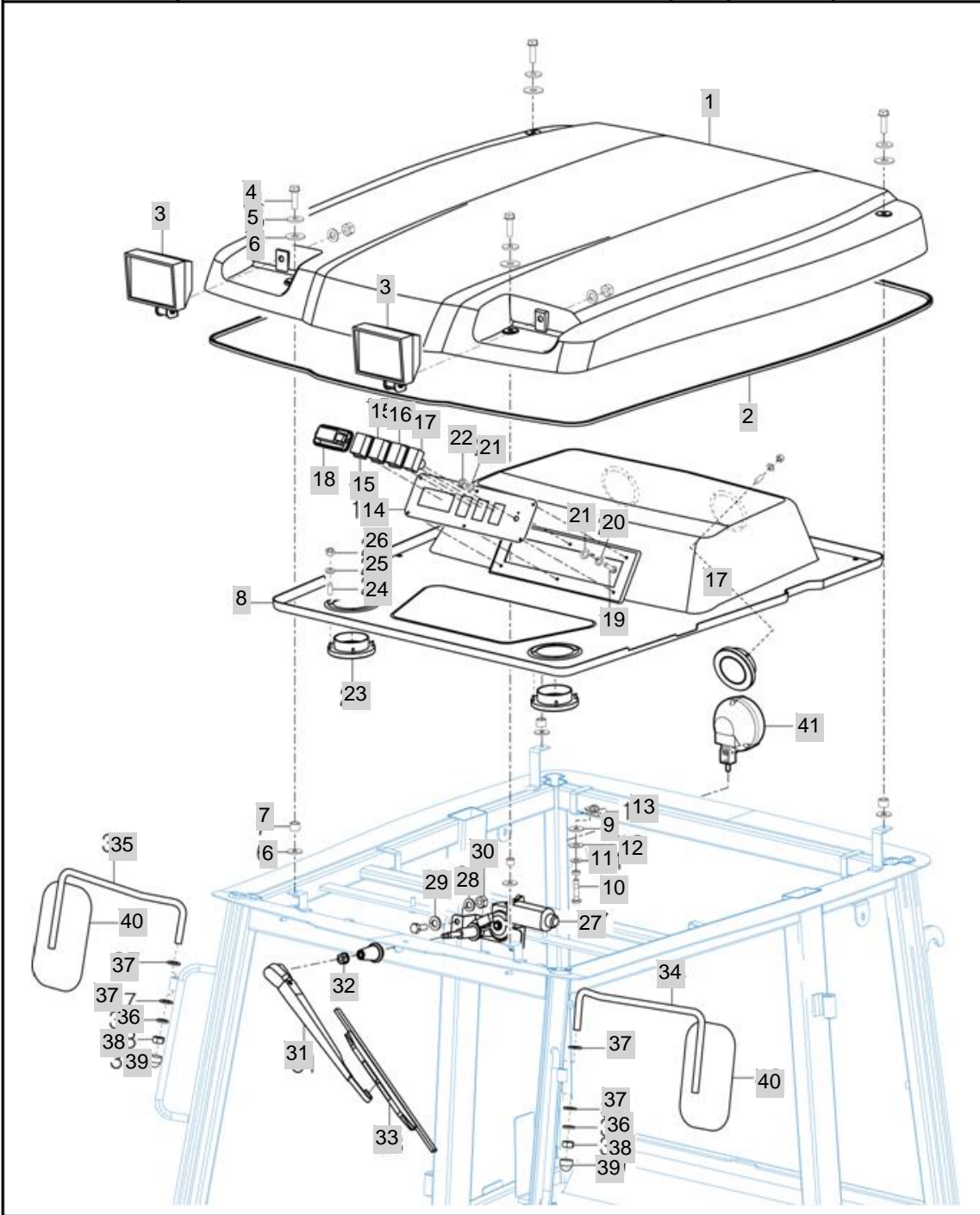
T303/353

ROOF

P1

Year /Month

2012/09



NOTE

12

NOTE

FIG 716

T353NC

HEATER

년/월
Year/Month

2020.07

FIG 716

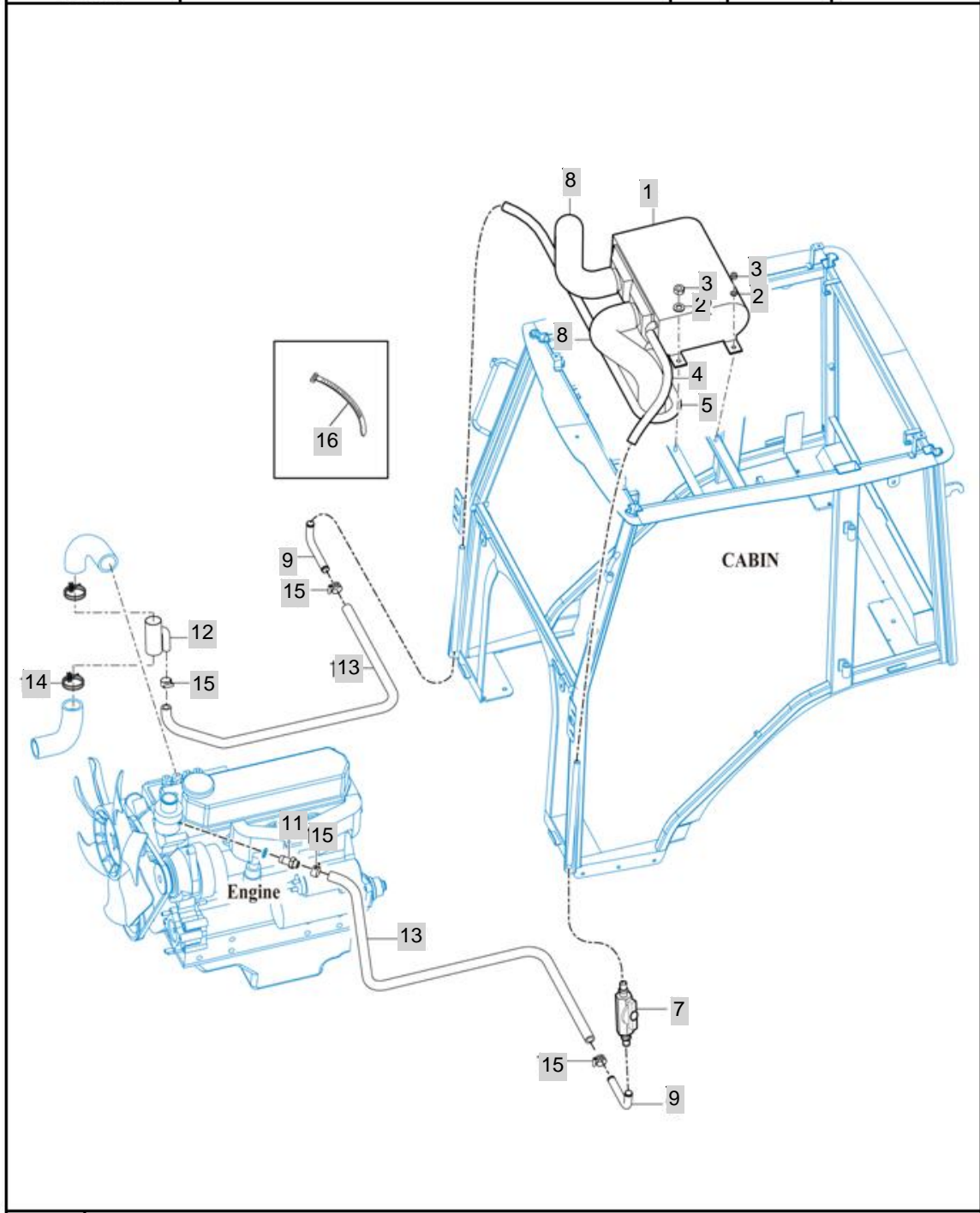
T303/353

HEATER

P1

Year /Month

2012/09



NOTE

NOTE

FIG 717

T353NC

ROOF

년/월
Year/Month

2020.07

FIG 717

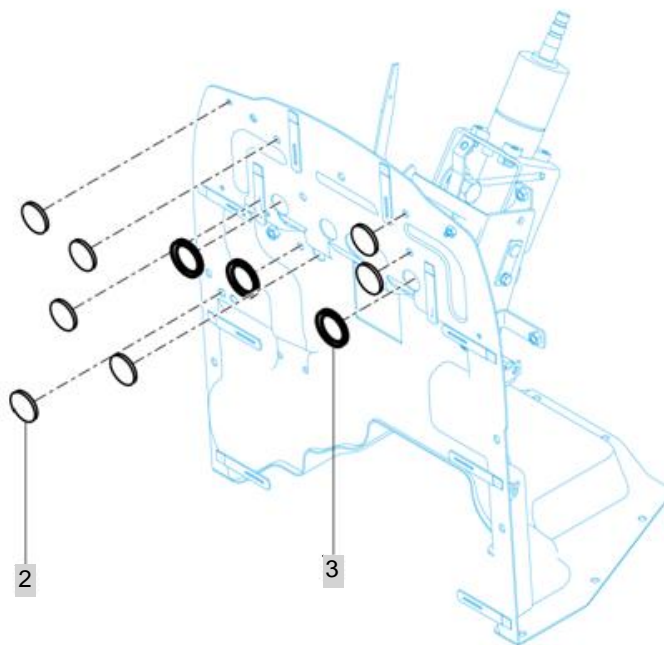
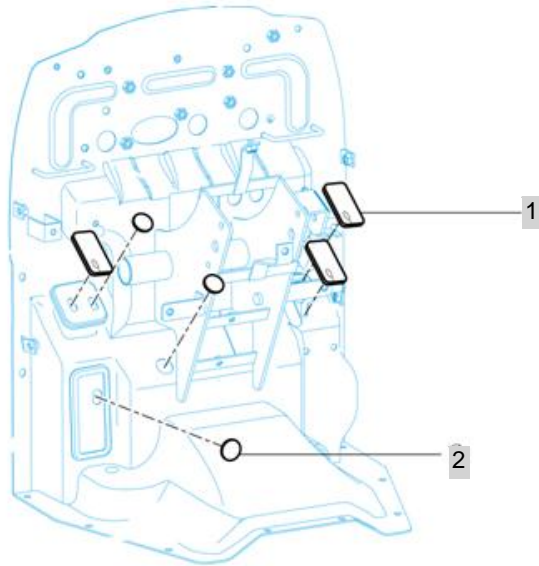
T303/353

INTERIOR PART

P1

Year /Month

2012/09



NOTE

NOTE

8. ELECTRICALS & HARNESS PART NO. T353NC-E-C8

FIG 801 BATTERY & MOUNTING	208
FIG 802 LAMP	210
FIG 803 INSTRUMENT PANEL	212
FIG 804 ELECTRIC SYSTEM	214
FIG 805 HARNESS (1)	216
FIG 806 HARNESS (2)	218
FIG 808 HARNESS	220

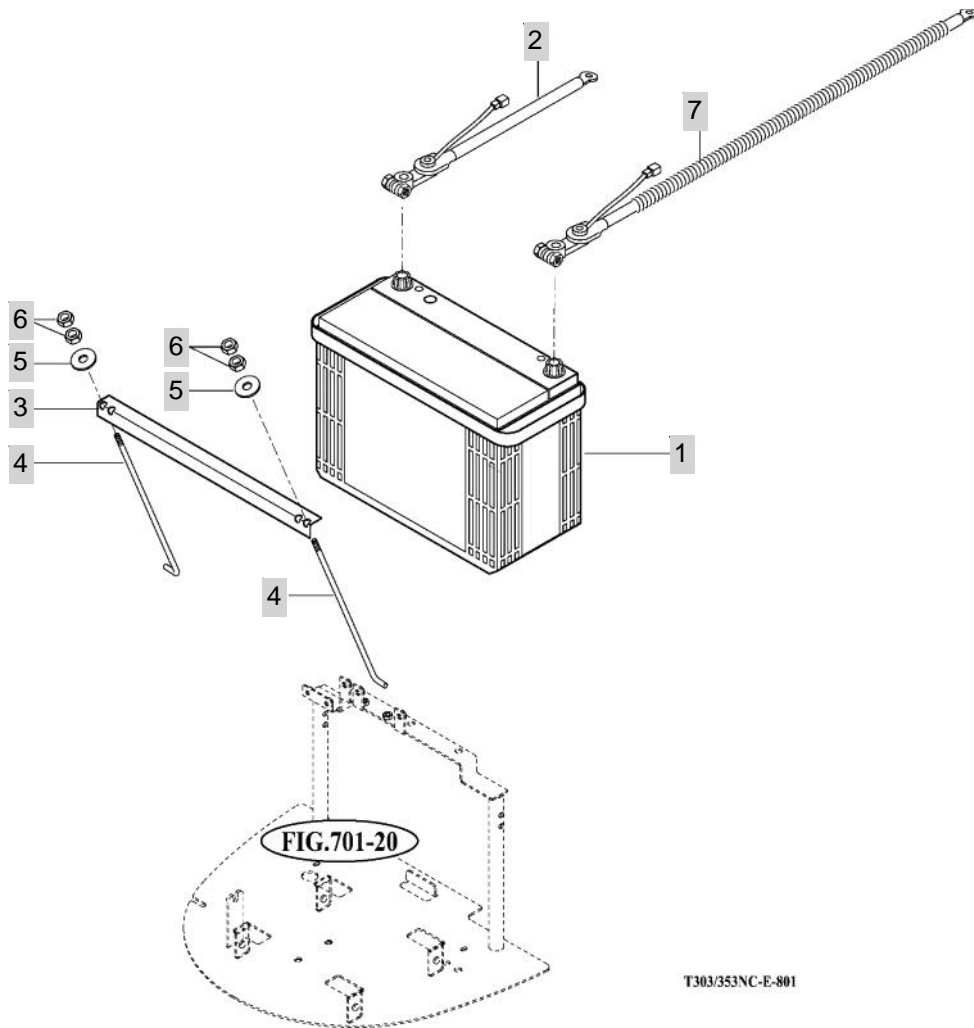
FIG 801

T353NC

BATTERY & MOUNTING

년/월
Year/Month

2020.07



NOTE

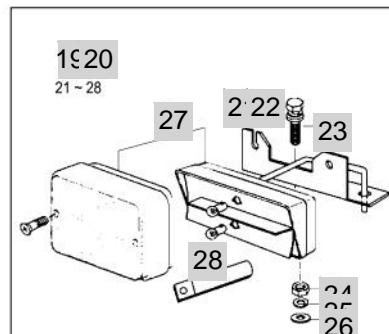
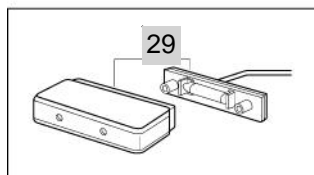
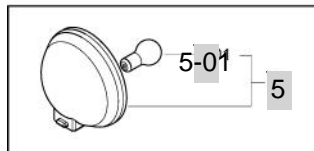
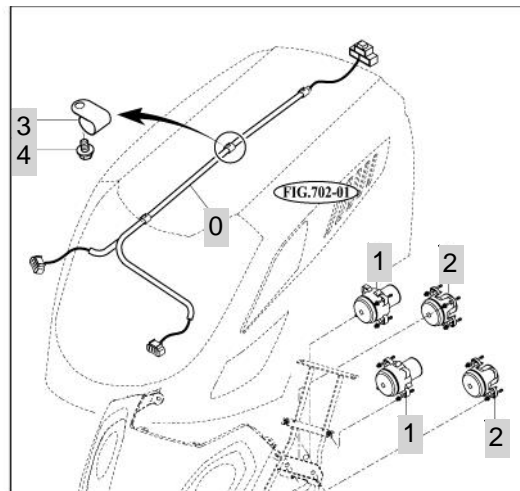
FIG 802

T353NC

LAMP

년/월
Year/Month

2020.07



* NOT SERVICED SEPARATELY

NOTE

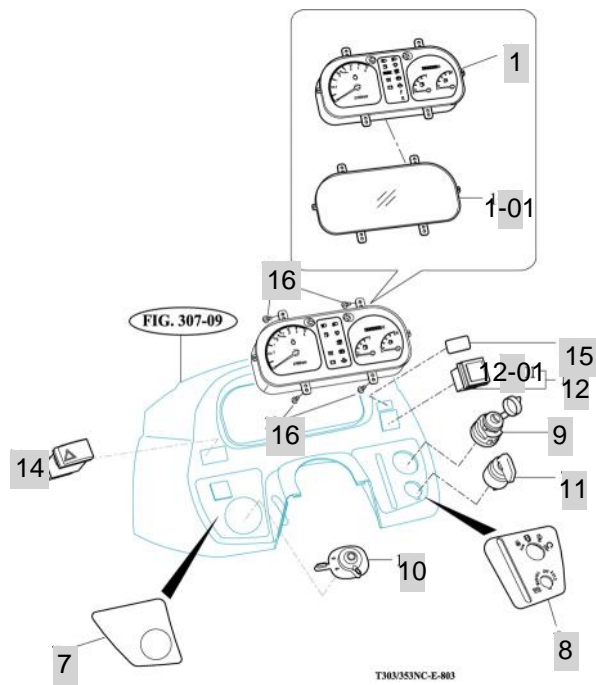
FIG 803

T353NC

INSTRUMENT PANEL

년/월
Year/Month

2020.07



NOTE

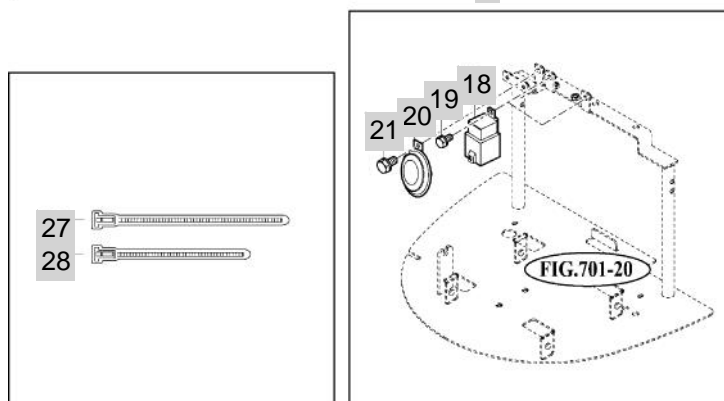
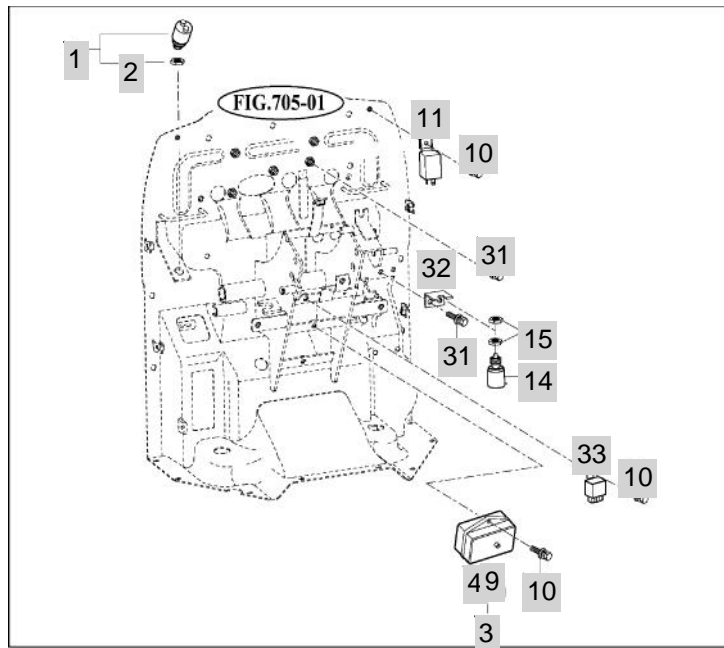
FIG 804

T353NC

ELECTRIC SYSTEM

년/월
Year/Month

2020.07



T303/353NC-E-804

NOTE

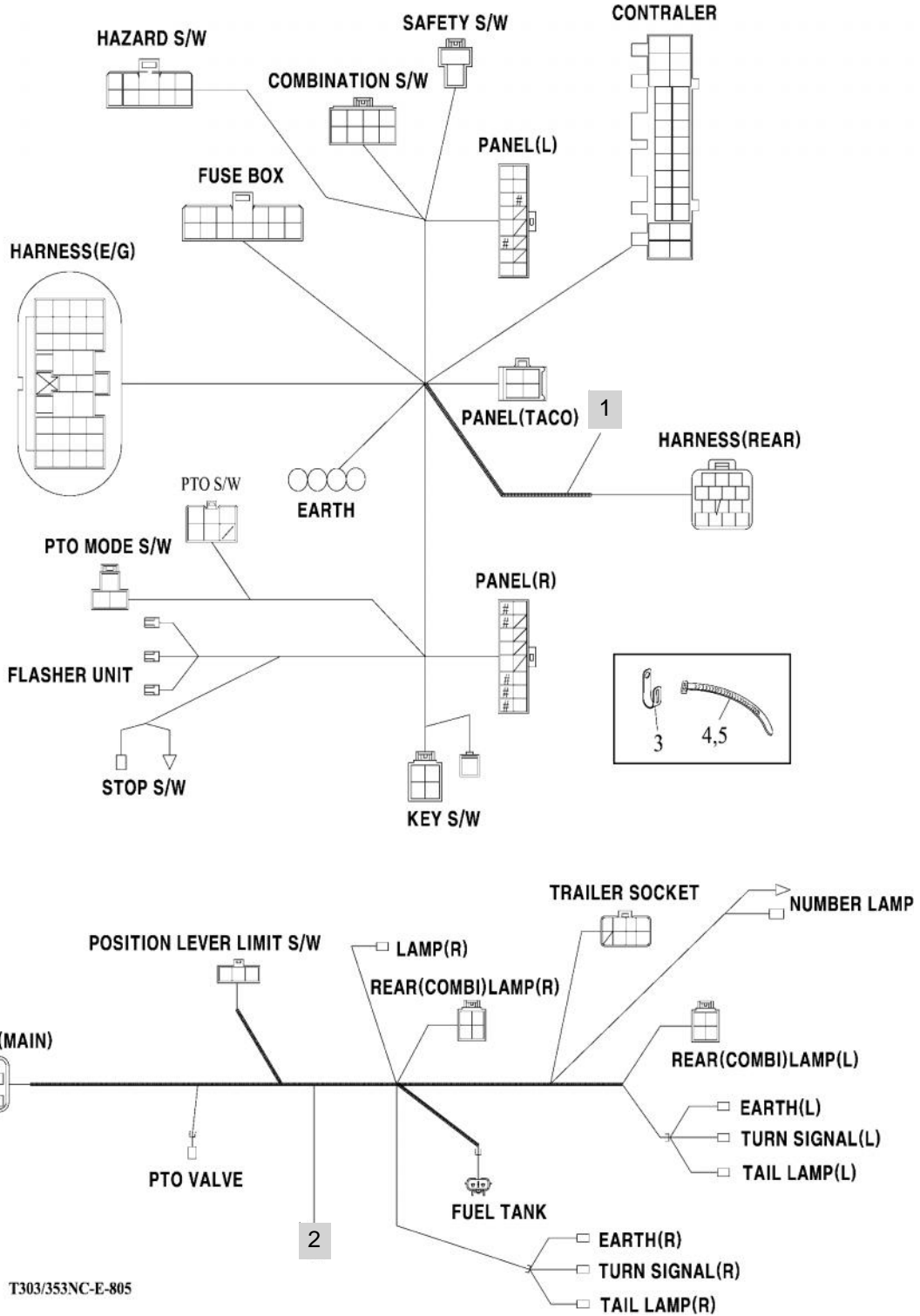
FIG 805

HARNES (1)

년/월
Year/Month

2020.07

T353NC



T303/353NC-E-805

NOTE

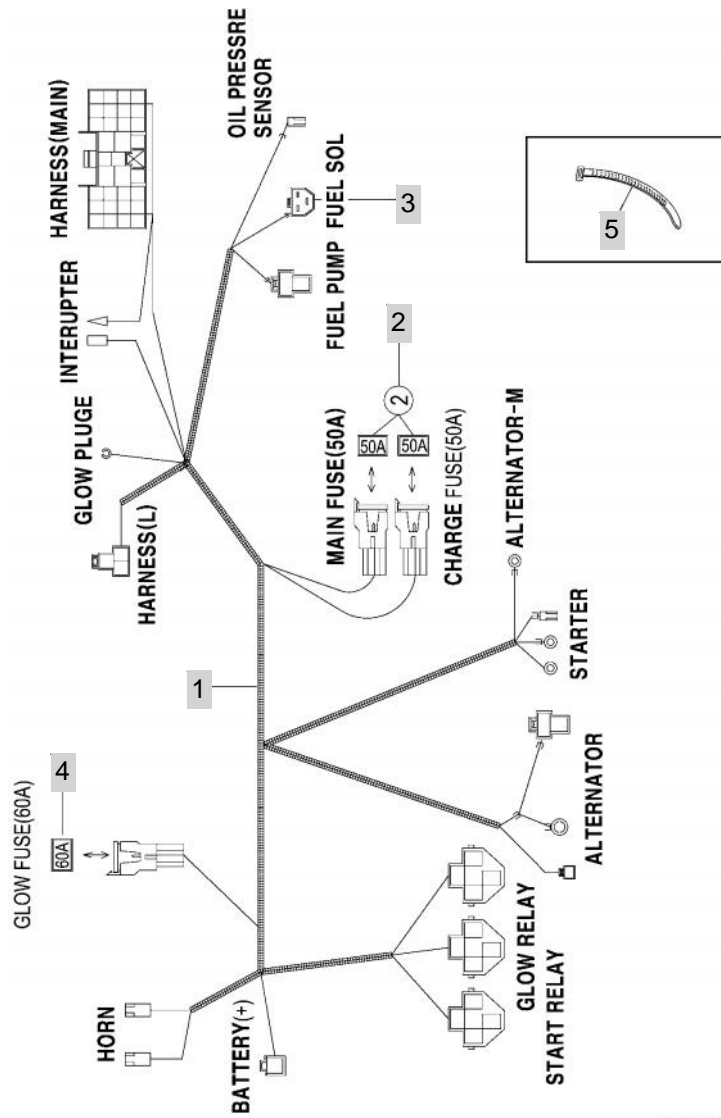
FIG 806

T353NC

HARNES (2)

년/월
Year/Month

2020.07



T303/353NC-E-806

NOTE

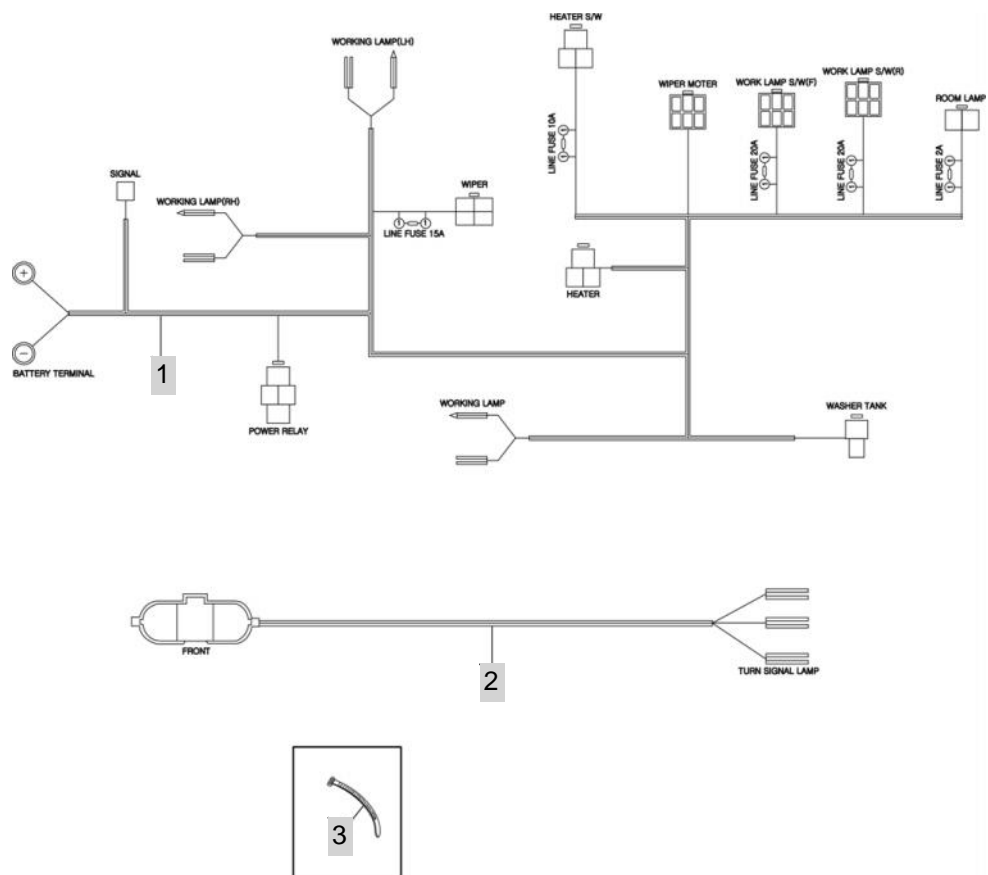
FIG 808

T353NC

HARNESS

년/월
Year/Month

2020.07



NOTE

9. WEIGHT,LABEL,TOOLS PART NO. T353NC-E-C9

FIG 901 WEIGHT	223
FIG 902 TOOL & ACCESSORY	225
FIG 903-1 LABEL	227
FIG 903-2 LABEL	229
FIG 904 LABEL	231
FIG 904 LABEL	233

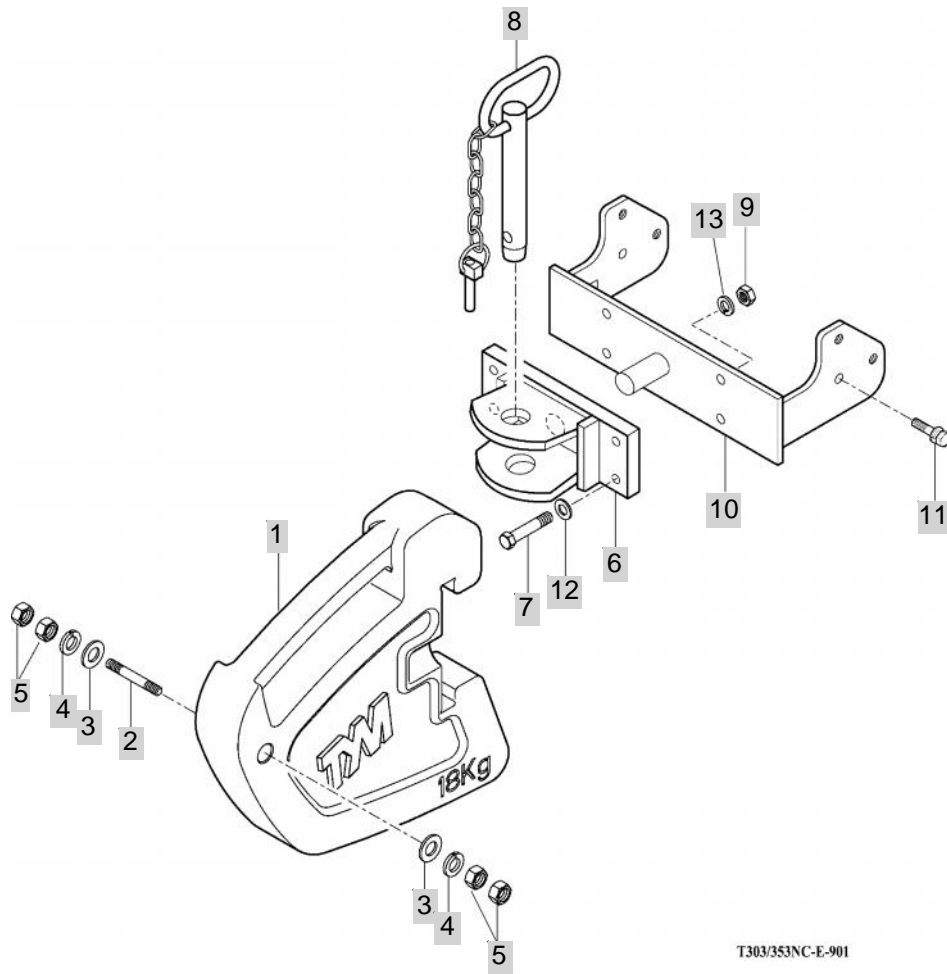
FIG 901

T353NC

WEIGHT

년/월
Year/Month

2020.07



NOTE

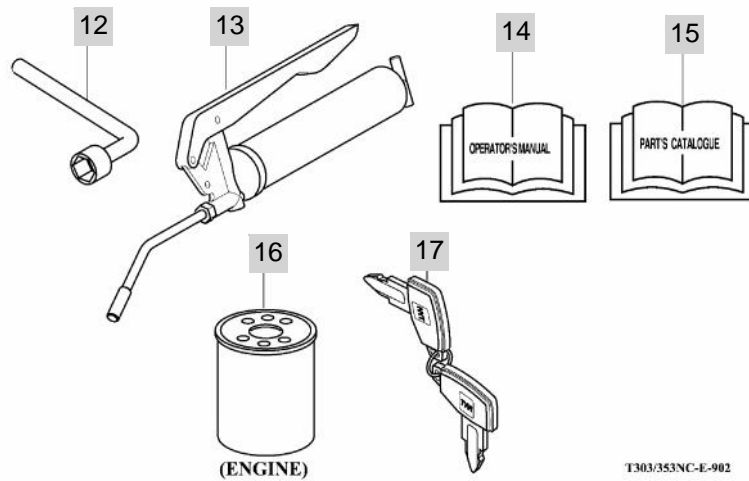
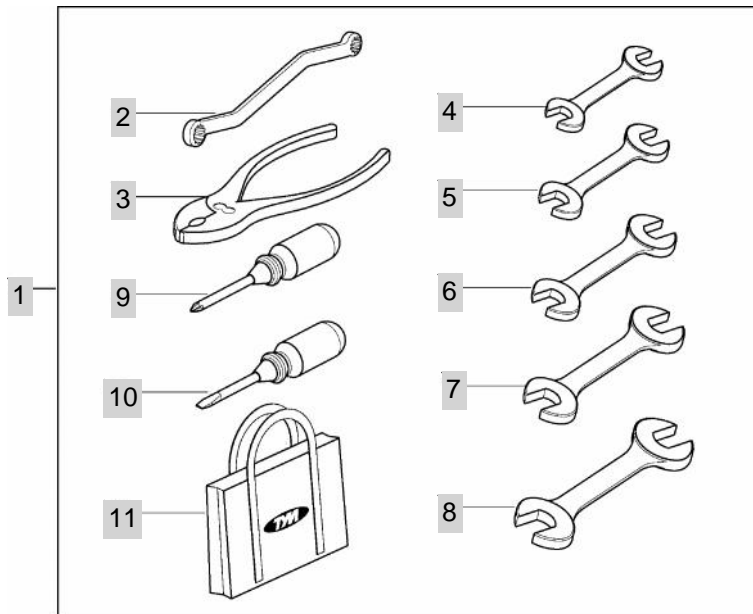
FIG 902

T353NC

TOOL & ACCESSORY

년/월
Year/Month

2020.07



T303/353NC-E-902

NOTE

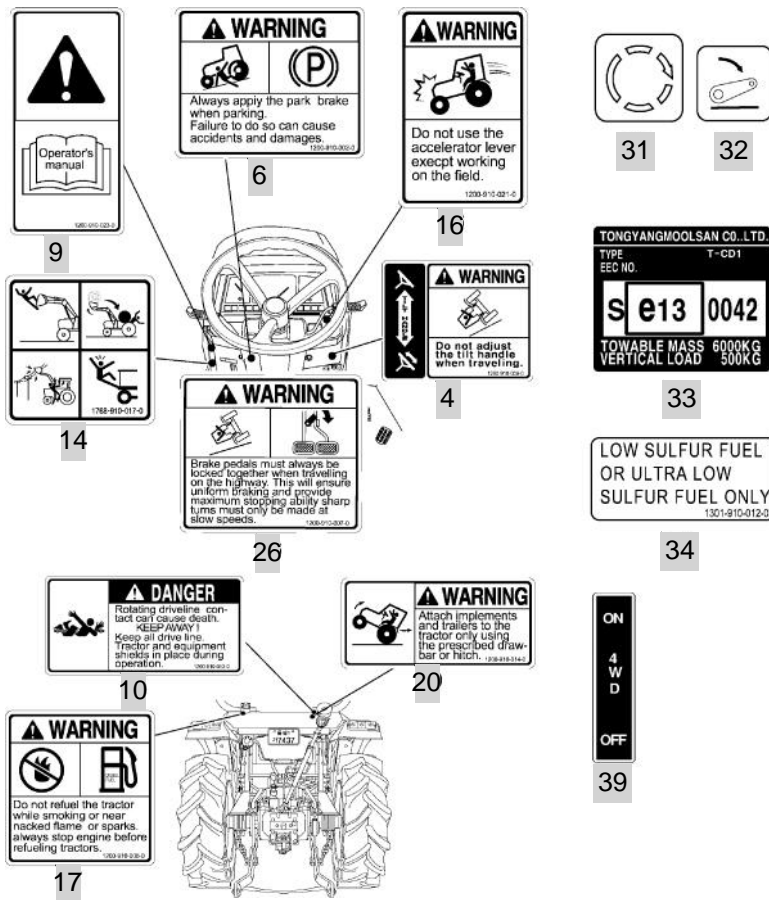
FIG 903-2

T353NC

LABEL

년/월
Year/Month

2020.07



NOTE

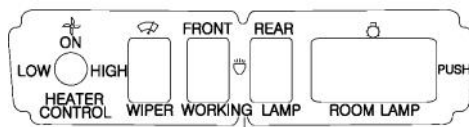
FIG 904

T353NC

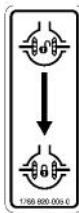
LABEL

년/월
Year/Month

2020.07



1



2



3



4

T300/303/353-K-904

NOTE

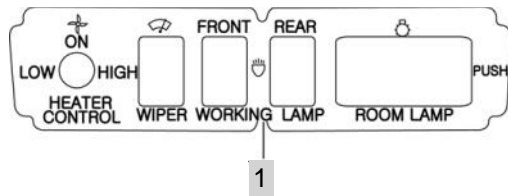
FIG 904

T353NC


LABEL

년/월
Year/Month

2020.07



1



2



3



4

NOTE

