

T293

Parts Catalog

목 차

1. ENGINE S3L2 PART NO. S3L2

FIG 101 CYLINDER HEAD	8
FIG 102 LIFTING EYE	10
FIG 103 VALVE MECHANISM	12
FIG 104 ROCKER COVER	14
FIG 105 CAMSHAFT & TAPPET	16
FIG 106 CRANKCASE	18
FIG 107 CRANKCASE	20
FIG 108 DRAIN COCK & PIPE	22
FIG 109 MAIN BEARING	24
FIG 110 TIMING GEAR CASE	26
FIG 111 FLYWHEEL HOUSING	28
FIG 112 OIL PAN	30
FIG 113 PISTON	32
FIG 114 CONNECTING-ROD	34
FIG 115 CRANKSHAFT & PULLEY	36
FIG 116 FLYWHEEL	38
FIG 117 TIMING GEAR	40
FIG 118 TACHO DRIVE	42
FIG 119 INLET SYSTEM	44
FIG 120 EXHAUST SYSTEM	46
FIG 121 OIL PUMP	48
FIG 122 OIL STRAINER	50
FIG 123 OIL SYSTEM	52
FIG 124 OIL FILTER & GAGE	54
FIG 125 BREATHER	56
FIG 126 WATER PUMP & PULLEY	58
FIG 127 COOLING SYSTEM	60
FIG 128 FAN & V-BELT	62
FIG 130 FUEL SYSTEM	64
FIG 131 NOZZLE & NOZZLE HOLDER	66
FIG 133 GOVERNOR	68

FIG 134 INJECTION PUMP	70
FIG 135 INJECTION PUMP	72
FIG 136 FUEL INJECTION PUMP DRIVE	74
FIG 137 STARTER	76
FIG 138 STARTER(12V-1.6KW)	78
FIG 139 GLOW PLUG	80
FIG 140 ALTERNATOR	82
FIG 141 ALTERNATOR(12V-50A)	84
FIG 142 ENGINE CONTROL	86
FIG 143 INSTRUMENT	88
FIG 144 ACCESSORY	90
FIG 145 OVERHAUL GASKET KIT	92

2. ENGINE ACCESSORIES & CONTROL PART NO. T293-E-C2

FIG 201 AIR CLEANER	95
FIG 202 RADIATOR	97
FIG 203 MUFFLER	99
FIG 204 FUEL TANK & FUEL LINE	101
FIG 205 ACCELERATOR	103
FIG 206 OIL COOLER	105
FIG 207 FUEL PUMP & FILTER	107

3. CLUTCH, BRAKE, STEERING PART NO. T293-E-C3

FIG 301 FLYWHEEL COVER	110
FIG 302 SPEED CONTROL	112
FIG 303 BRAKE	115
FIG 304 BRAKE PEDAL & LINKAGE	117
FIG 305 STEERING WHEEL & DASH COVER	119
FIG 306 STEERING VALVE	121
FIG 307 STEERING CYLINDER	123
FIG 308 FRONT WHEEL	125
FIG 309 REAR WHEEL	127
FIG 310 SEAT BRAKE	129

4. TRANSMISSION & REAR AXLE PART NO. T293-E-C4

FIG 401 INPUT SHAFT	132
---------------------	-----

FIG 402 HST	134
FIG 403 4WD DRIVE GEAR	136
FIG 404 RANGE GEARS	138
FIG 405 P.T.O DRIVE SHAFT	140
FIG 406 P.T.O SHAFT	142
FIG 407 MID P.T.O GEARS	144
FIG 408 DIFF LOCK	146
FIG 409 REAR TRANSMISSION CASE	148
FIG 410 REAR AXLE HOUSINGS	150
FIG 411 RANGE SHIFT LEVER	152
FIG 412 P.T.O CHANGE LEVER	154
FIG 413 4WD CHANGE LEVER	156

5. FRONT AXLE,SUPPORTER & DRIVE SHAFT PART NO. T293-E-C5

FIG 501 FRAME	159
FIG 502 FRONT DIFFERENTIAL GEARS & SHAFT	161
FIG 503 FRONT AXLE HOUSING	163
FIG 504 FRONT GEAR CASE (1)	165
FIG 505 FRONT GEAR CASE (2)	167

6. HYDRAULICS & 3-POINT LINK PART NO. T293-E-C6

FIG 601 CYLINDER CASE	170
FIG 602 LIFT ARM	172
FIG 603 FLOW CONTROL VALVE	174
FIG 604 CONTROL VALVE LINKAGE	176
FIG 605 MAIN CONTROL VALVE	178
FIG 606 REMOTE CONTROL VALVE	180
FIG 607 POSITION LEVER LINKAGE	182
FIG 608 HYDRAULIC PUMP & GEAR PUMP	184
FIG 609 HYDRAULIC HOSE (1)	186
FIG 610 HYDRAULIC HOSE (2)	188
FIG 611 PTO VALVE	190
FIG 612 3-POINT LINKAGE	192
FIG 613 JOYSTICK LEVER	195
FIG 614 HITCH & COVER	197

7. SHEET METAL & CABIN PART NO. T293-E-C7

FIG 701(1 BONNET	200
------------------	-----

FIG 701(2 BONNET	202
FIG 702 DASH PANEL	204
FIG 703 FLOOR	206
FIG 704 SEAT	208
FIG 705 ROPS	210
FIG 706 FRONT & REAR MOUNTING	212
FIG 707A SEAL FLOOR	214
FIG 707B SEAL FLOOR	216
FIG 708 CAB FRAME & DOOR	218
FIG 709 FRONT GLASS	220
FIG 710 SIDE & REAR GLASS	222
FIG 711 ROOF	224
FIG 712 HEATER	226
FIG 713 INTERLOR PART	228

8. ELECTRICALS & HARNESS PART NO. T293-E-C8

FIG 801 BATTERY & MOUNTING	231
FIG 802 LIGHTS	233
FIG 803 INSTRUMENT PANEL	235
FIG 804 ELECTRIC SYSTEM	237
FIG 805 HARNESS	239
FIG 806 LAMP & COVER	241
FIG 807 HARNESS	243

9. WEIGHT,LABEL,TOOLS PART NO. T293-E-C9

FIG 901 TOOL & ACCESSORY	246
FIG 902 WEIGHT	248
FIG 903 LABEL	250

1. ENGINE S3L2 PART NO. S3L2

FIG 101 CYLINDER HEAD	8
FIG 102 LIFTING EYE	10
FIG 103 VALVE MECHANISM	12
FIG 104 ROCKER COVER	14
FIG 105 CAMSHAFT & TAPPET	16
FIG 106 CRANKCASE	18
FIG 107 CRANKCASE	20
FIG 108 DRAIN COCK & PIPE	22
FIG 109 MAIN BEARING	24
FIG 110 TIMING GEAR CASE	26
FIG 111 FLYWHEEL HOUSING	28
FIG 112 OIL PAN	30
FIG 113 PISTON	32
FIG 114 CONNECTING-ROD	34
FIG 115 CRANKSHAFT & PULLEY	36
FIG 116 FLYWHEEL	38
FIG 117 TIMING GEAR	40
FIG 118 TACHO DRIVE	42
FIG 119 INLET SYSTEM	44
FIG 120 EXHAUST SYSTEM	46
FIG 121 OIL PUMP	48
FIG 122 OIL STRAINER	50
FIG 123 OIL SYSTEM	52
FIG 124 OIL FILTER & GAGE	54
FIG 125 BREATHER	56
FIG 126 WATER PUMP & PULLEY	58
FIG 127 COOLING SYSTEM	60
FIG 128 FAN & V-BELT	62
FIG 130 FUEL SYSTEM	64
FIG 131 NOZZLE & NOZZLE HOLDER	66
FIG 133 GOVERNOR	68
FIG 134 INJECTION PUMP	70
FIG 135 INJECTION PUMP	72
FIG 136 FUEL INJECTION PUMP DRIVE	74
FIG 137 STARTER	76
FIG 138 STARTER(12V-1.6KW)	78
FIG 139 GLOW PLUG	80
FIG 140 ALTERNATOR	82

FIG 141 ALTERNATOR(12V-50A)	84
FIG 142 ENGINE CONTROL	86
FIG 143 INSTRUMENT	88
FIG 144 ACCESSORY	90
FIG 145 OVERHAUL GASKET KIT	92

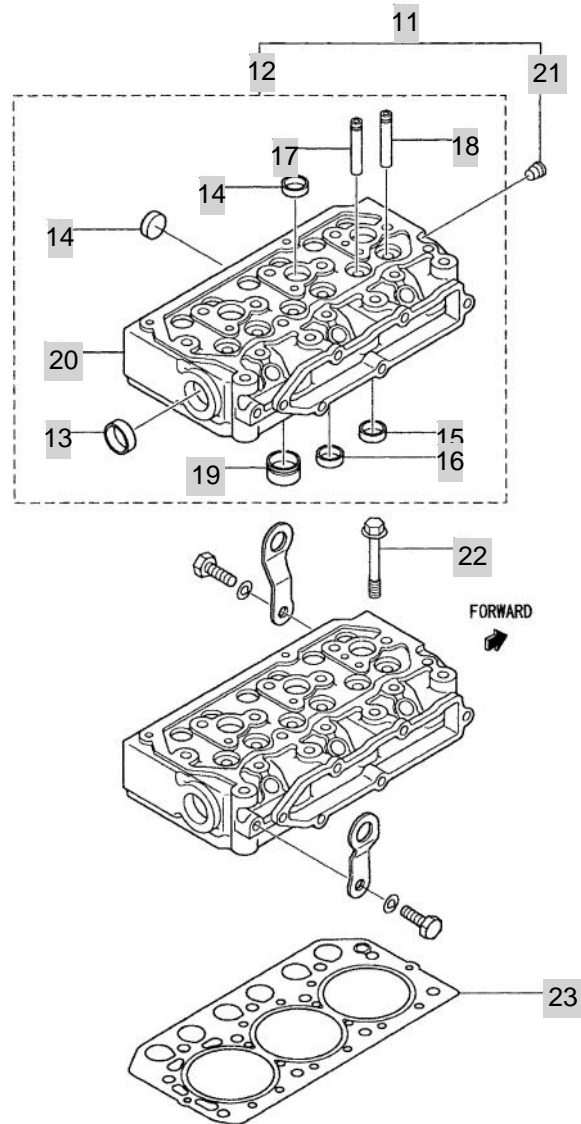
FIG 101

CYLINDER HEAD

년/월
Year/Month

2020.07

T293



NOTE

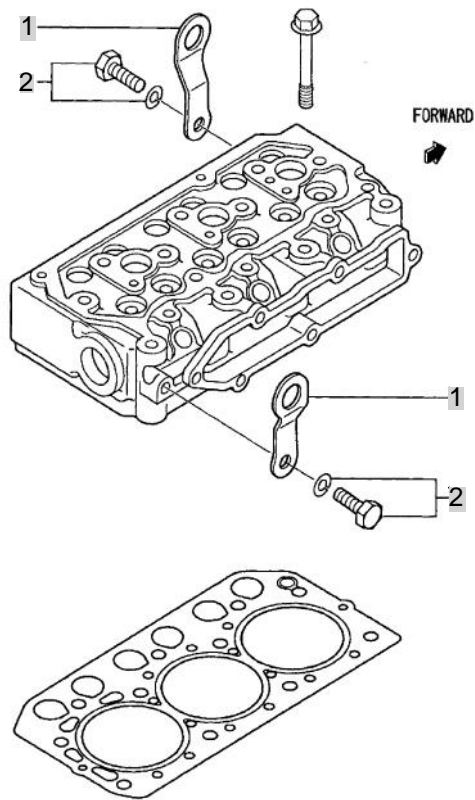
FIG 102

T293

LIFTING EYE

년/월
Year/Month

2020.07



NOTE

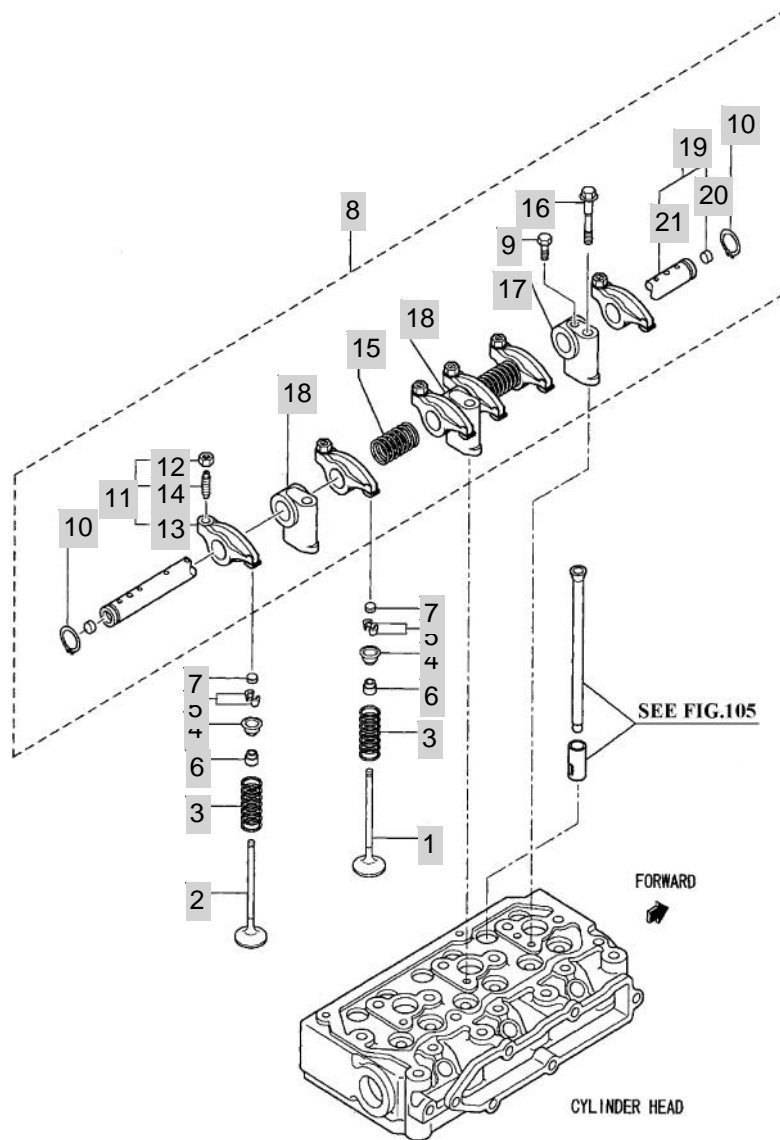
FIG 103

T293

VALVE MECHANISM

년/월
Year/Month

2020.07



REF. NO. 5 IS AVAILABE IN A SET WITH PAIR.

NOTE

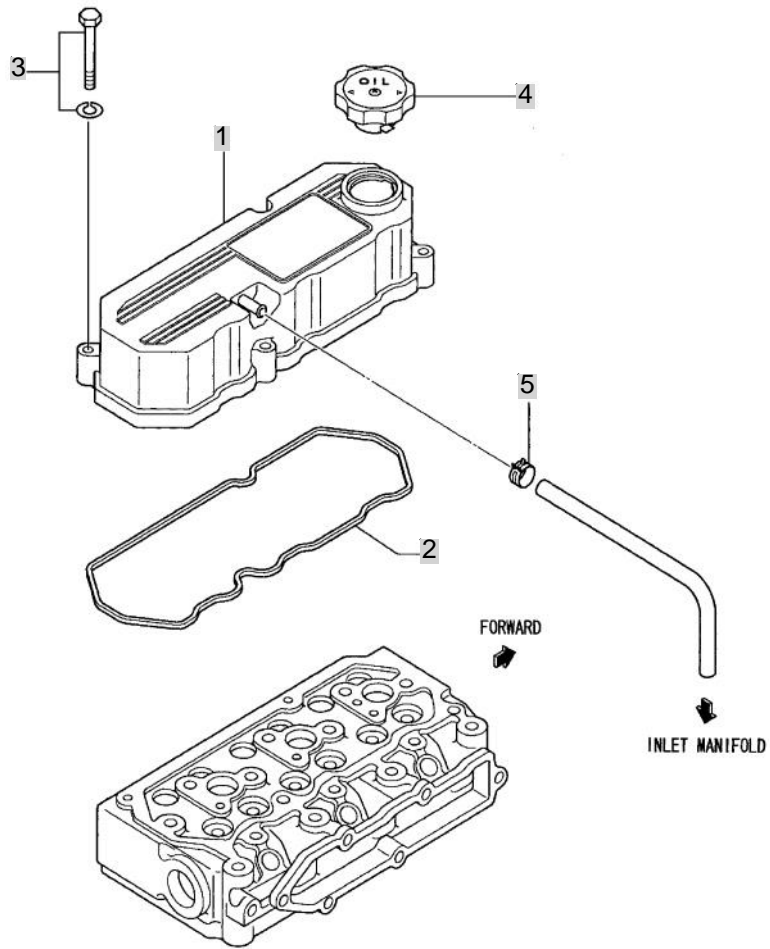
FIG 104

ROCKER COVER

년/월
Year/Month

2020.07

T293



NOTE

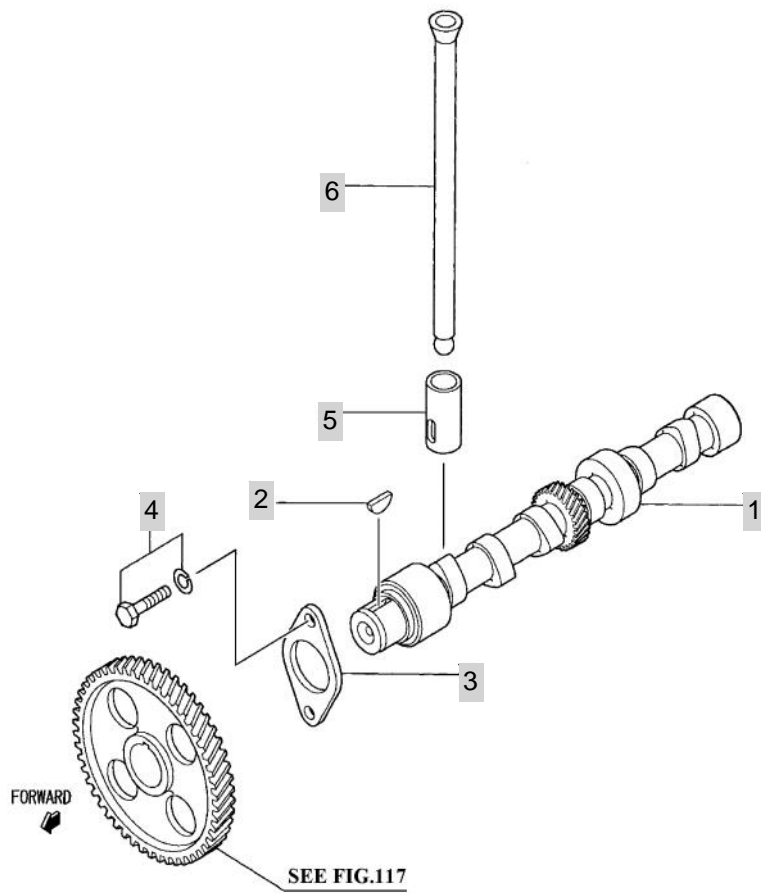
FIG 105

T293

CAMSHAFT & TAPPET

년/월
Year/Month

2020.07



NOTE

FIG 105 T293		CAMSHAFT & TAPPET					년/월 Year/Month	
							2020.07	
KEY NO	PART NO	DESCRIPTION	SPEC	QTY	REPAIR	EFFECTIVE DATE	REMARKS	
105	1	31B05-00103	CAMSHAFT			1		
105	2	MF476215	KEY , WOODRUFF			1		
105	3	30405-31403	PLATE , THRUST			4		
105	4	F1805-08016	BOLT , W / WASHER			1		
105	5	31A05-00300	TAPPET			1		
105	6	31A05-01300	ROD , PUSH			1		
NOTE								

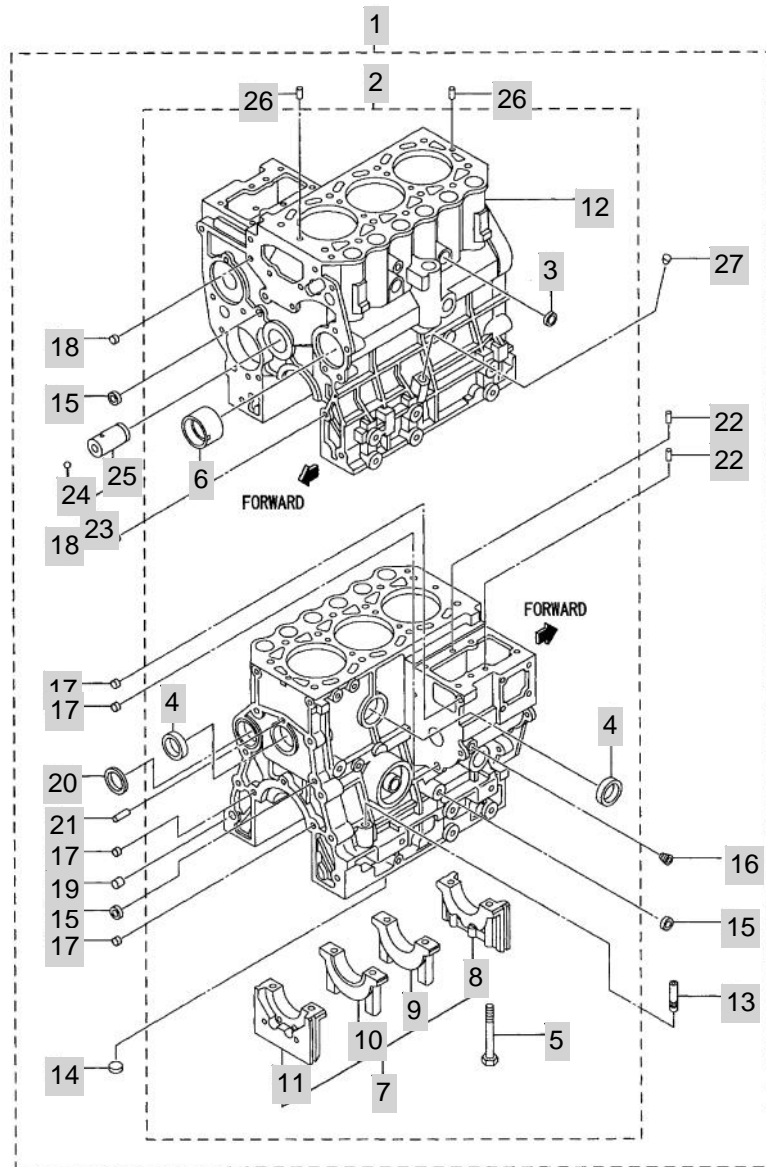
FIG 106

CRANKCASE

년/월
Year/Month

2020.07

T293



NOTE

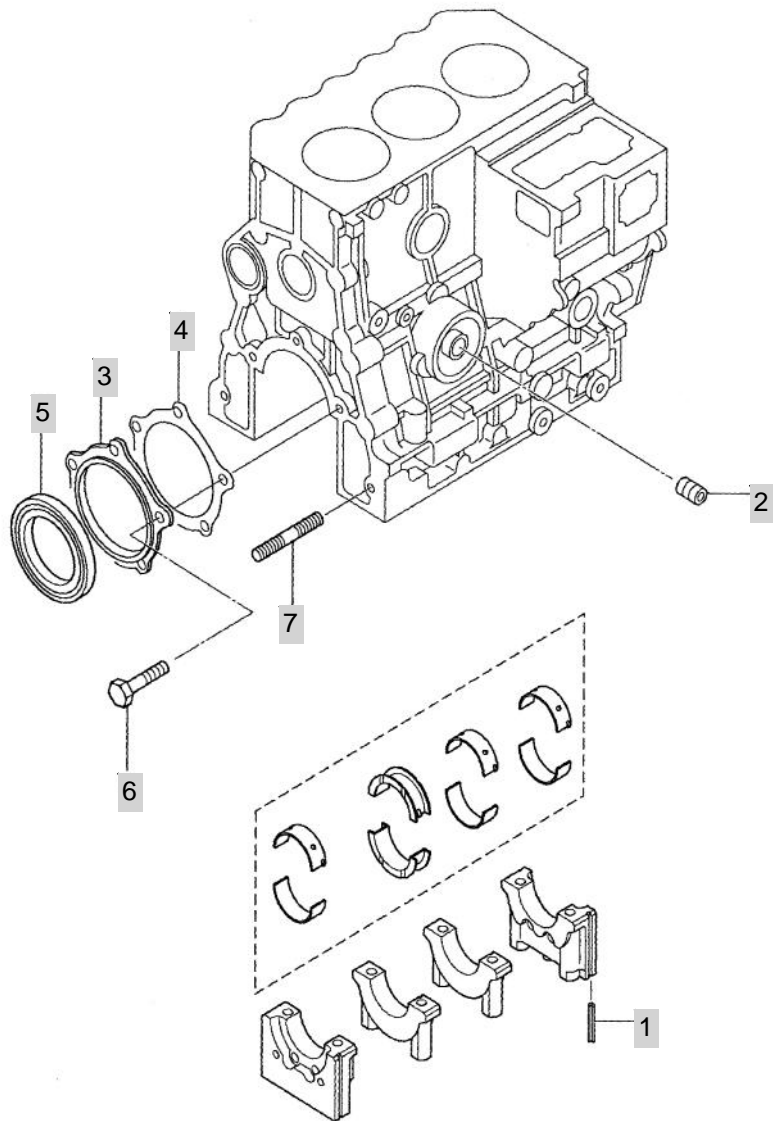
FIG 107

T293

CRANKCASE

년/월
Year/Month

2020.07



NOTE

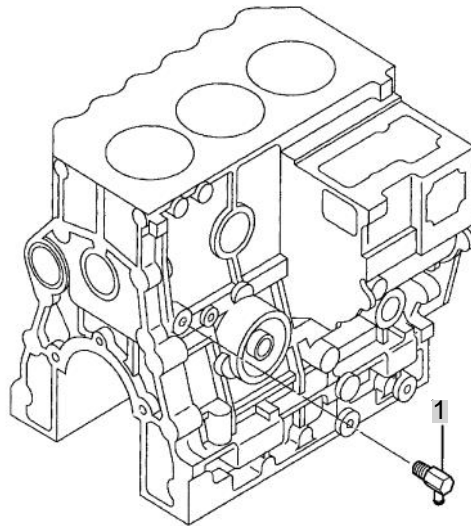
FIG 108

T293

DRAIN COCK & PIPE

년/월
Year/Month

2020.07



NOTE

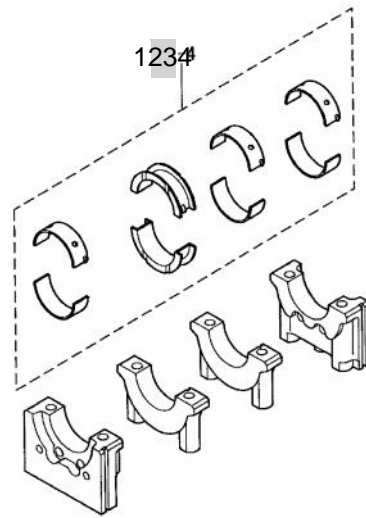
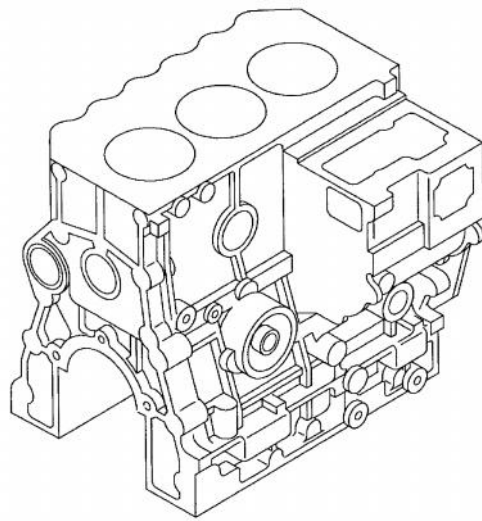
FIG 109

T293

MAIN BEARING

년/월
Year/Month

2020.07



NOTE

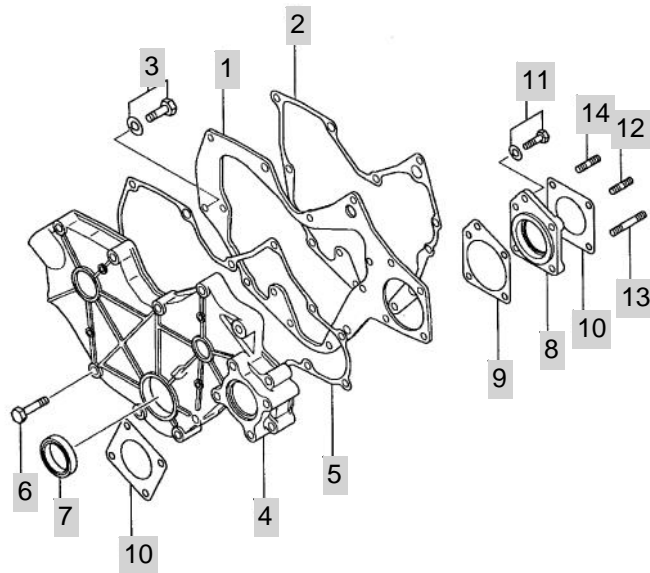
FIG 110

T293

TIMING GEAR CASE

년/월
Year/Month

2020.07



NOTE

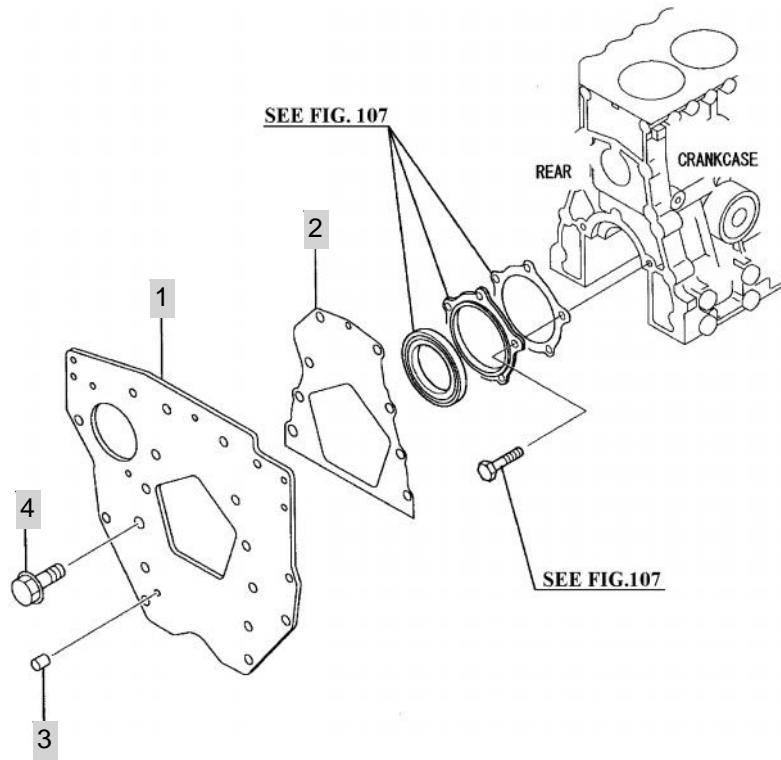
FIG 111

T293

FLYWHEEL HOUSING

년/월
Year/Month

2020.07



NOTE

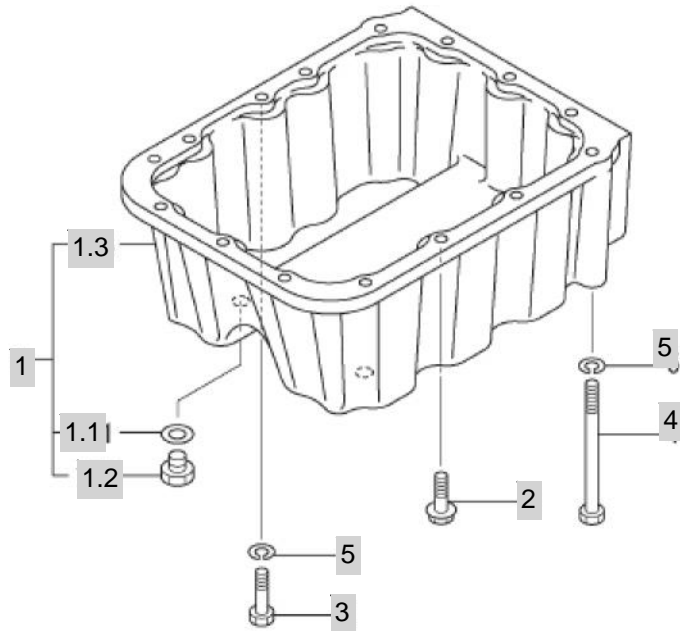
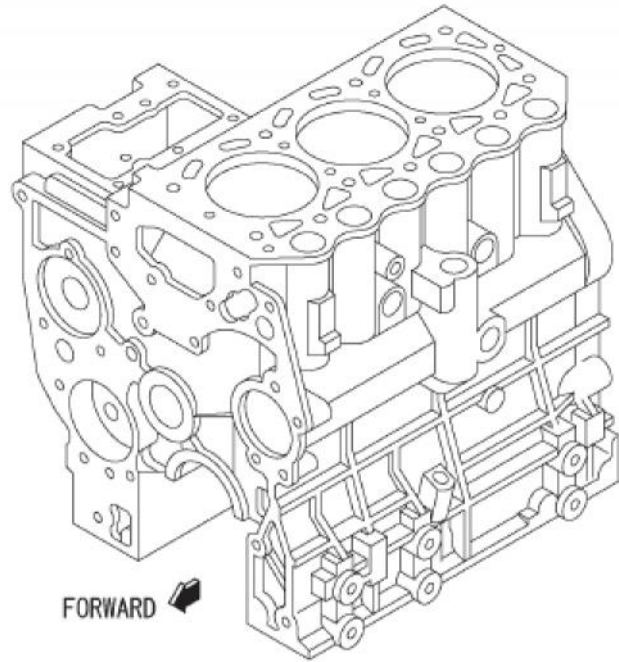
FIG 112

T293

OIL PAN

년/월
Year/Month

2020.07



NOTE

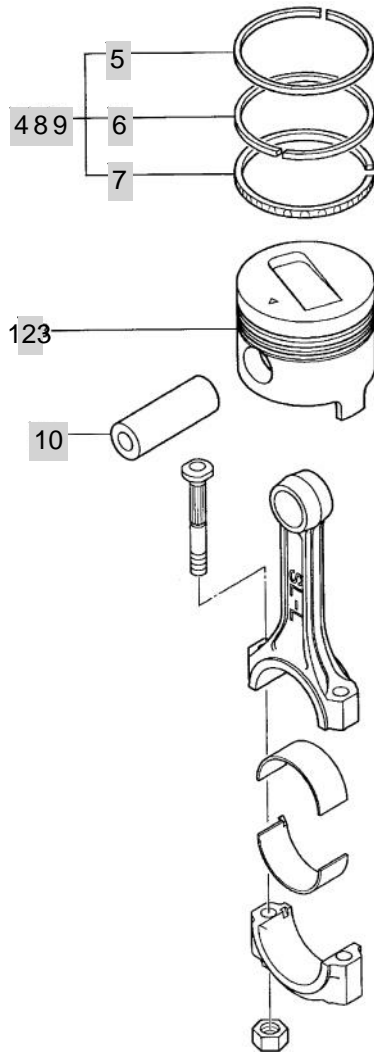
FIG 113

T293

PISTON

년/월
Year/Month

2020.07



NOTE

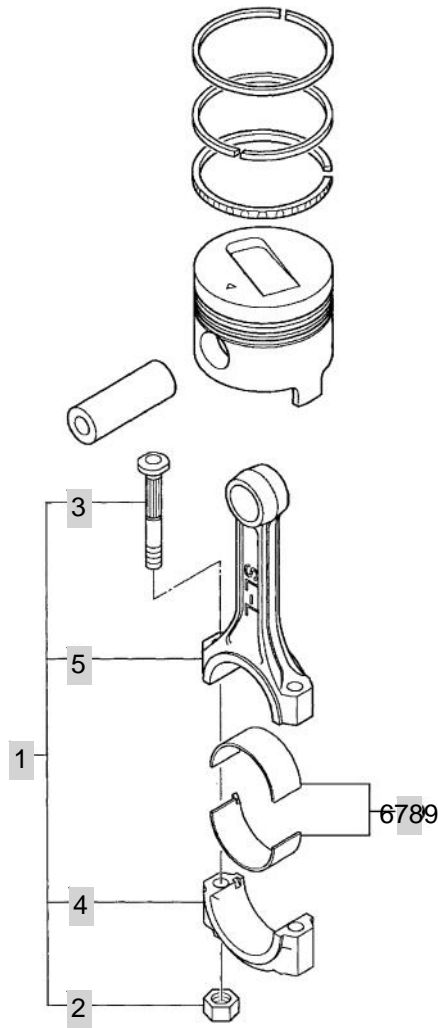
FIG 114

T293

CONNECTING-ROD

년/월
Year/Month

2020.07



NOTE

FIG 114 T293		CONNECTING-ROD						년/월 Year/Month	
								2020.07	
KEY NO		PART NO	DESCRIPTION	SPEC	QTY	REPAIR	EFFECTIVE DATE	REMARKS	
114	1	31B19-01023	ROD ASSY , CONNECTING		3				
114	2	MD006704	NUT,CONNECTING ROD		6				
114	3	MD021105	BOLT,CONNECTING ROD		6				
114	4	-	CAP , CONNECTING-ROD		3				
114	5	-	CONNECTING-ROD		3				
114	6789	MM437305	BEARING SET , CON-ROD	STD	3				
NOTE									

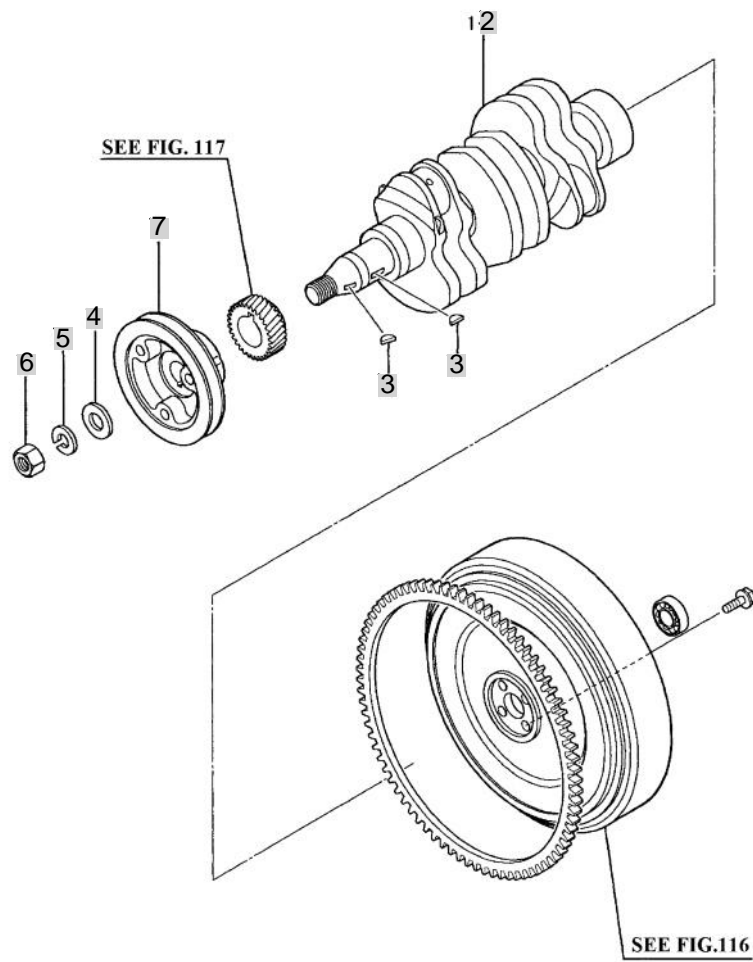
FIG 115

T293

CRANKSHAFT & PULLEY

년/월
Year/Month

2020.07



NOTE

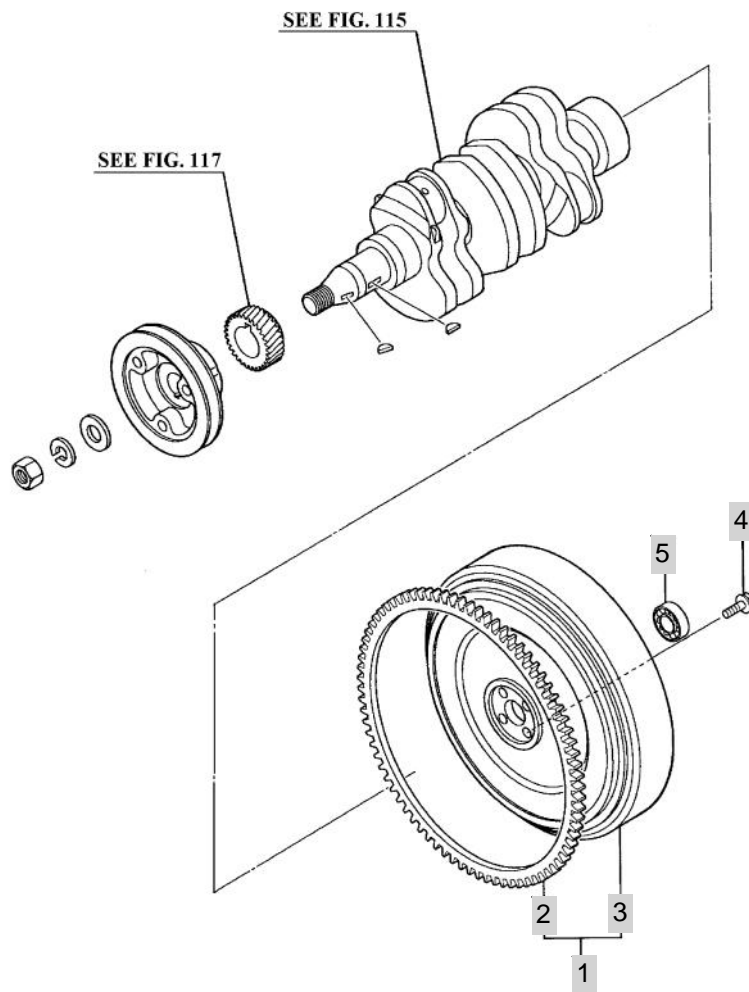
FIG 116

T293

FLYWHEEL

년/월
Year/Month

2020.07



NOTE

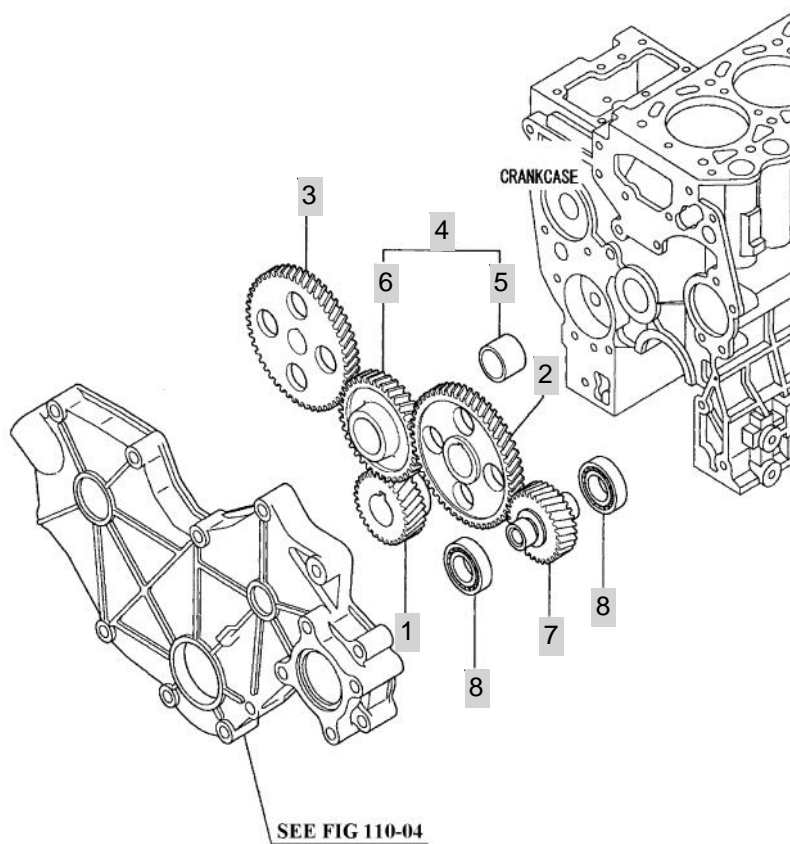
FIG 117

T293

TIMING GEAR

년/월
Year/Month

2020.07



NOTE

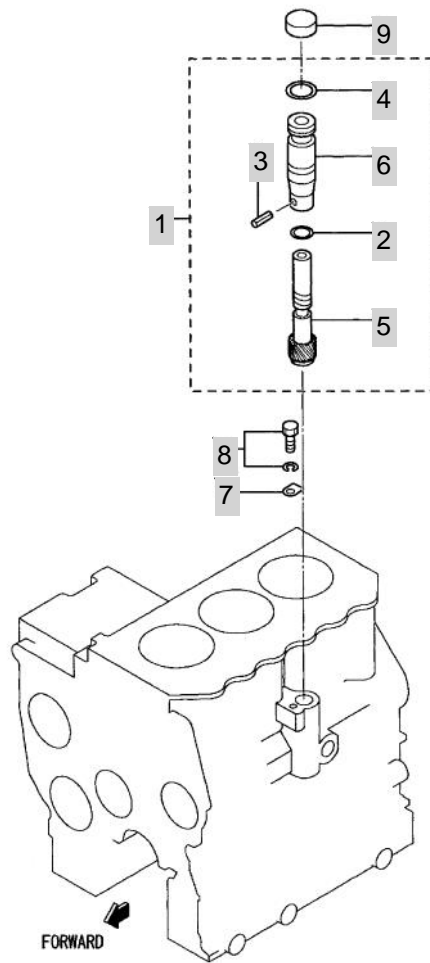
FIG 118

T293

TACHO DRIVE

년/월
Year/Month

2020.07



NOTE

FIG 118

T293

TACHO DRIVE

년/월
Year/Month

2020.07

KEY NO	PART NO	DESCRIPTION	SPEC	QTY	REPAIR	EFFECTIVE DATE	REMARKS
118	1	MM430-59801	DRIVEN UNIT,METER		1		
118	2	MD701788	O-RING		1	B	
118	3	MF472535	PIN,SPRING		1	B	
118	4	MF520012	O-RING		1	B	
118	5	MM407171	GEAR, SPEED		1		
118	6	MM430-41901	SLEEVE, SPEED		1		
118	7	MD701789	PLATE		1		
118	8	F1805-06012	BOLT , W / WASHER		1		
118	9	MM409980	PLUG , SHIPPING		1		
NOTE							

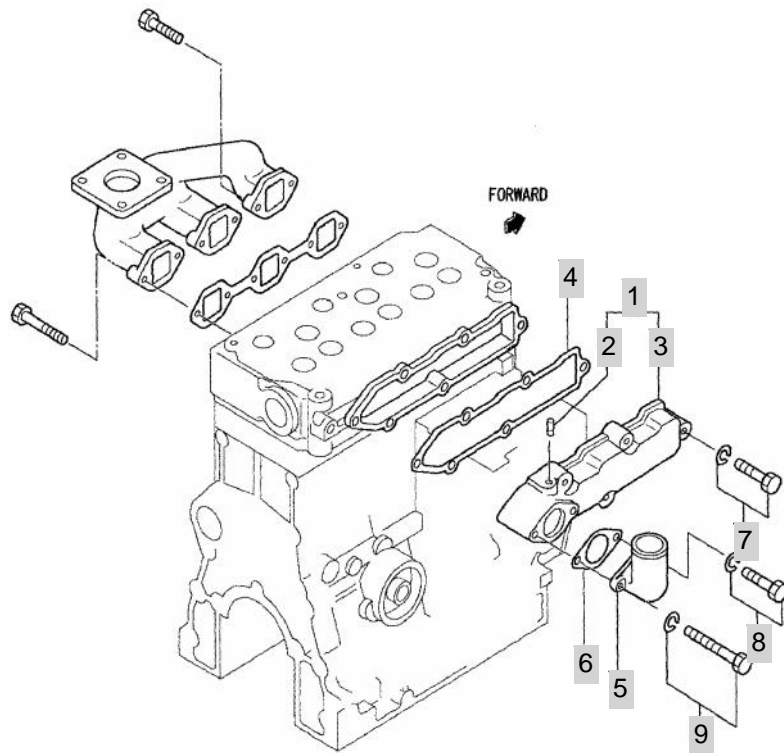
FIG 119

INLET SYSTEM

년/월
Year/Month

2020.07

T293



NOTE

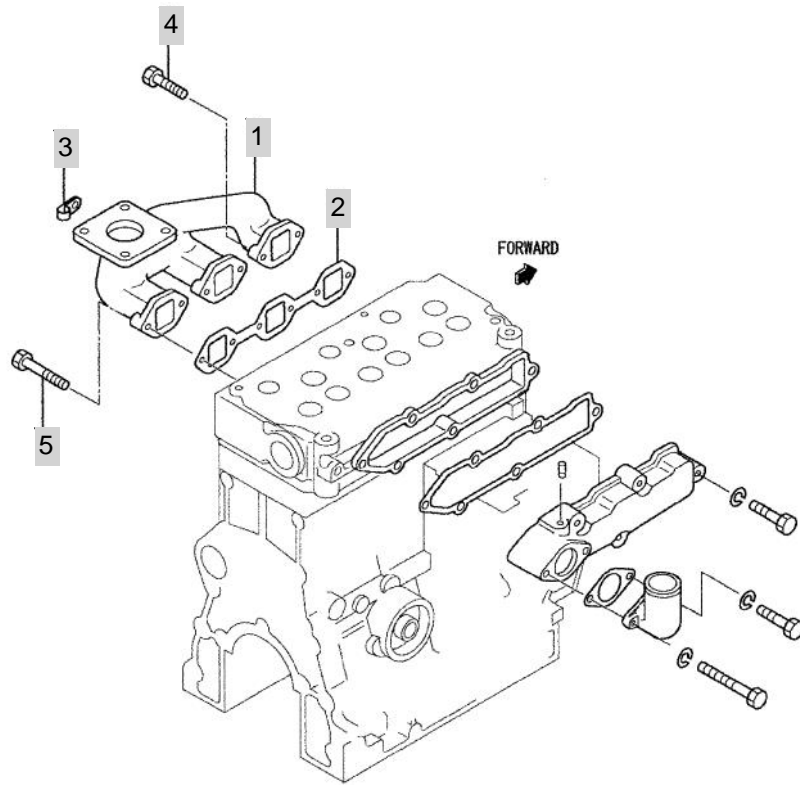
FIG 120

T293

EXHAUST SYSTEM

년/월
Year/Month

2020.07



NOTE

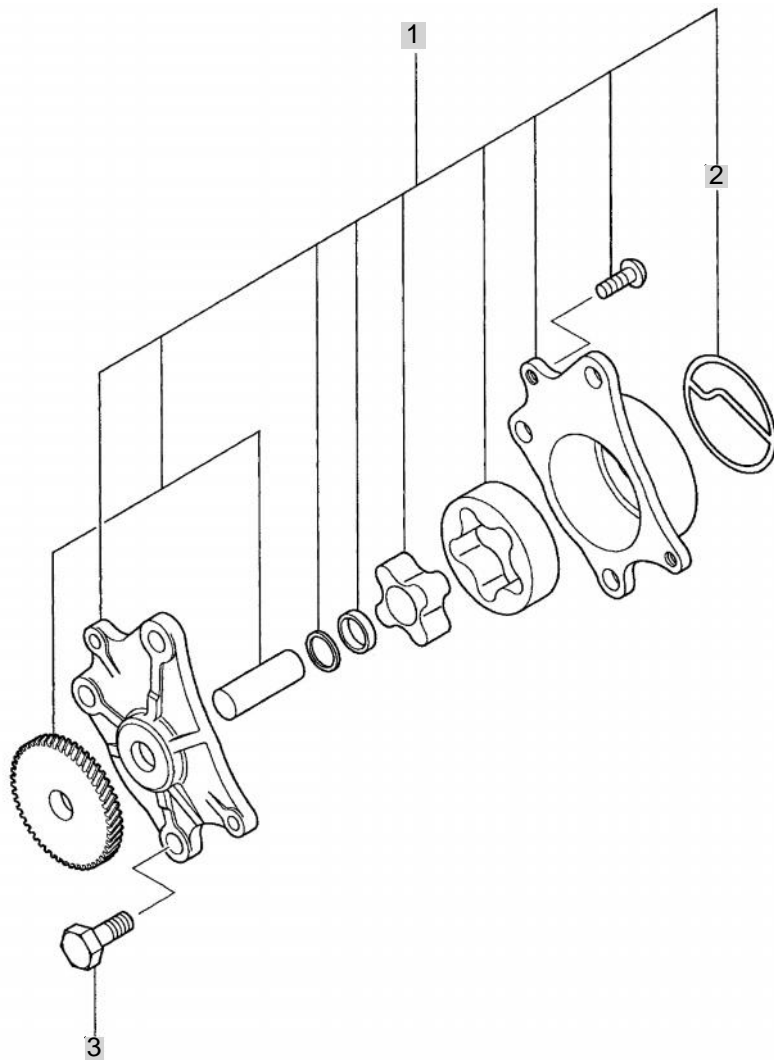
FIG 121

T293

OIL PUMP

년/월
Year/Month

2020.07



NOTE

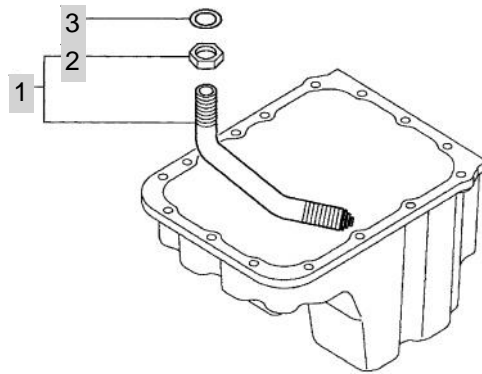
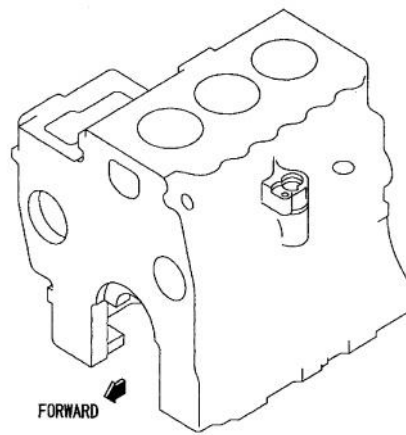
FIG 122

T293

OIL STRAINER

년/월
Year/Month

2020.07



NOTE

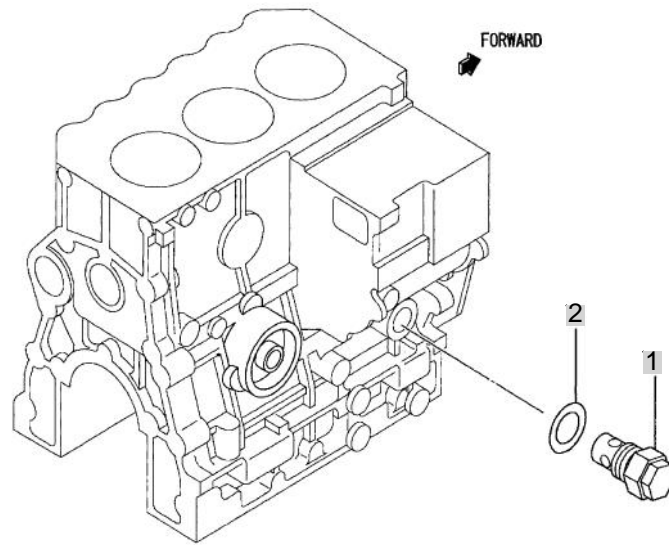
FIG 123

OIL SYSTEM

년/월
Year/Month

2020.07

T293



NOTE

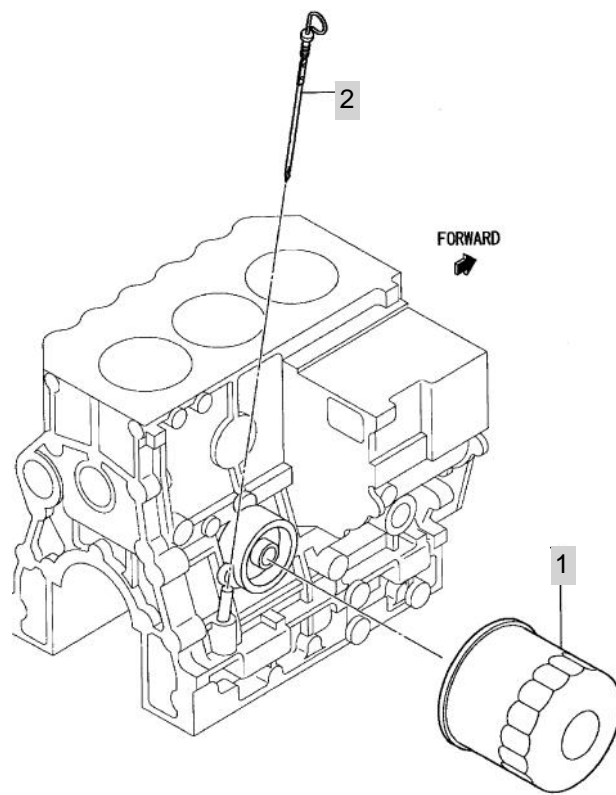
FIG 124

T293

OIL FILTER & GAGE

년/월
Year/Month

2020.07



NOTE

FIG 124 T293		OIL FILTER & GAGE					년/월 Year/Month	
							2020.07	
KEY NO	PART NO	DESCRIPTION	SPEC	QTY	REPAIR	EFFECTIVE DATE	REMARKS	
124	1	11930535159	ELEMENT,OIL FILTER					
124	2	31B42-21700	GAUGE OIL LEVEL					
NOTE								

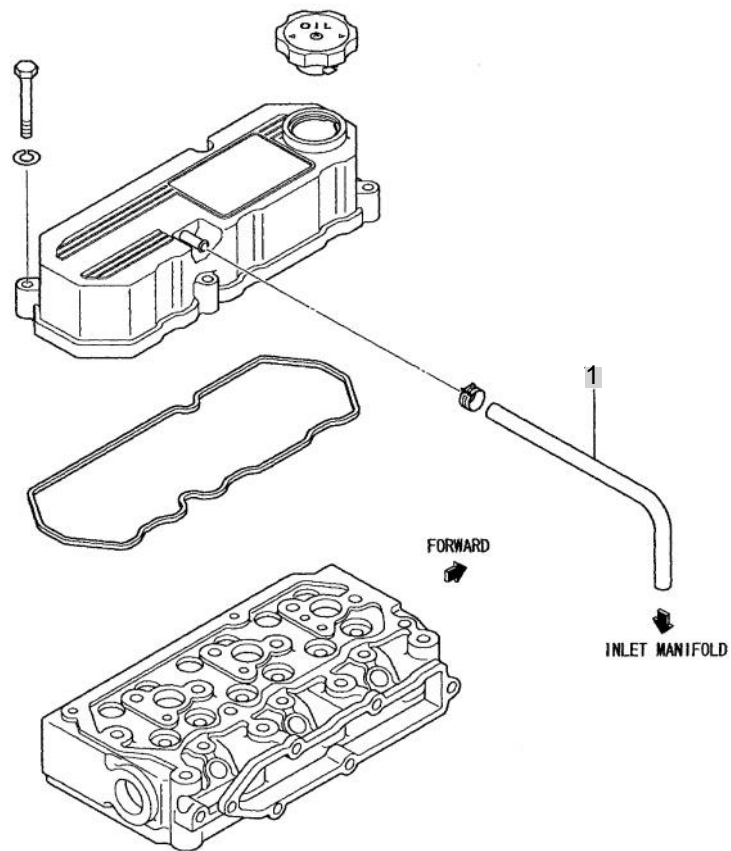
FIG 125

T293

BREATHER

년/월
Year/Month

2020.07



NOTE

FIG 125		BREATHER						년/월 Year/Month	
T293								2020.07	
KEY NO		PART NO	DESCRIPTION	SPEC	QTY	REPAIR	EFFECTIVE DATE	REMARKS	
125	1	MM400380	PIPE,BREATHER		1				
NOTE									

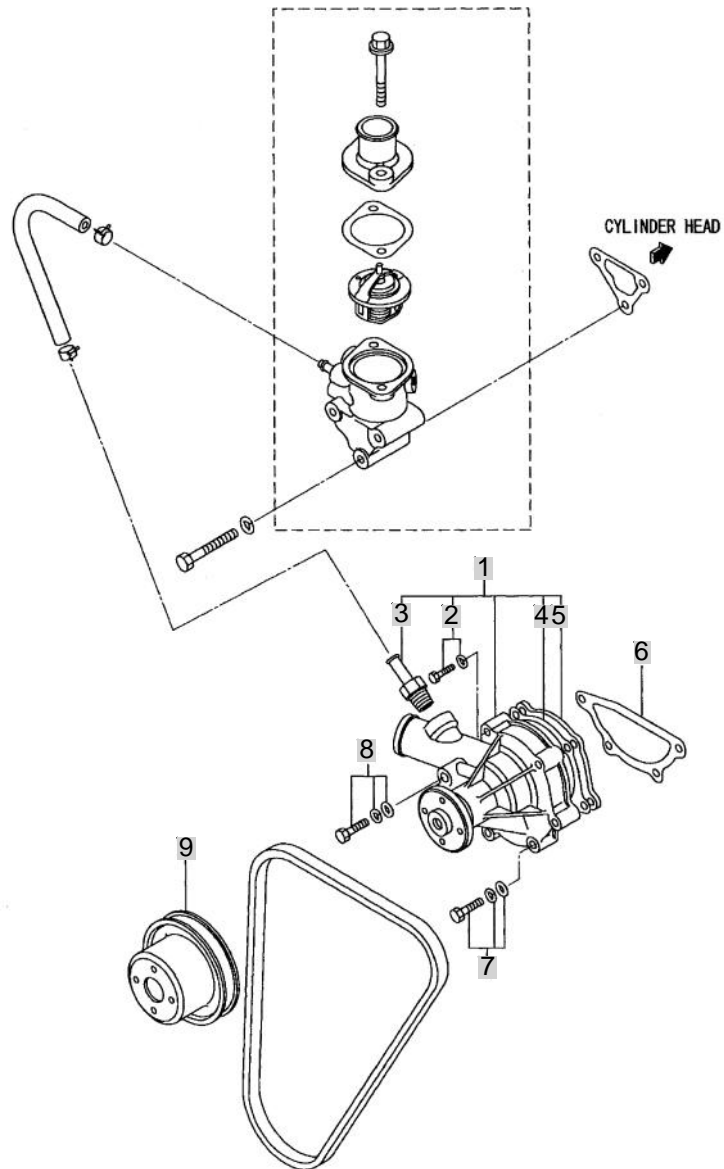
FIG 126

T293

WATER PUMP & PULLEY

년/월
Year/Month

2020.07



NOTE

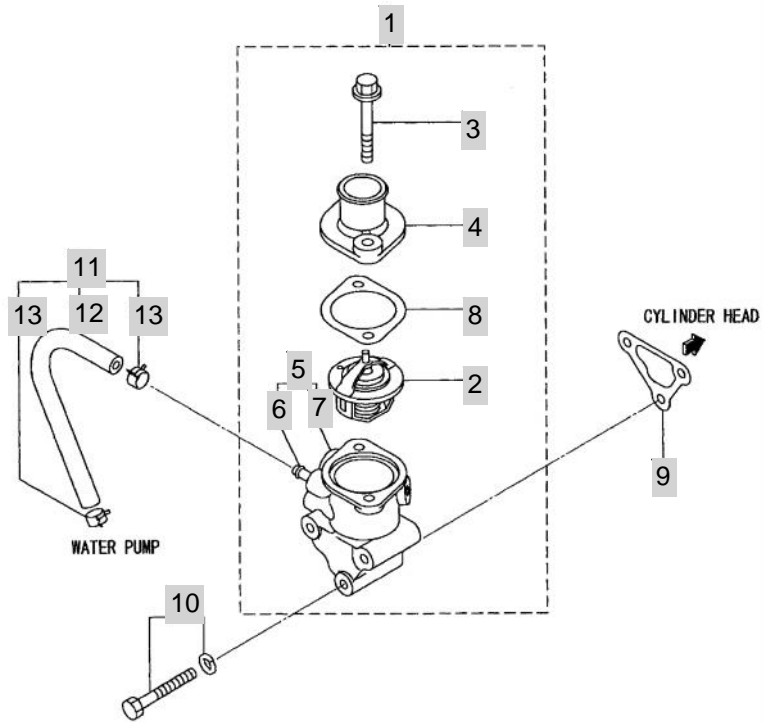
FIG 127

COOLING SYSTEM

년/월
Year/Month

2020.07

T293



NOTE

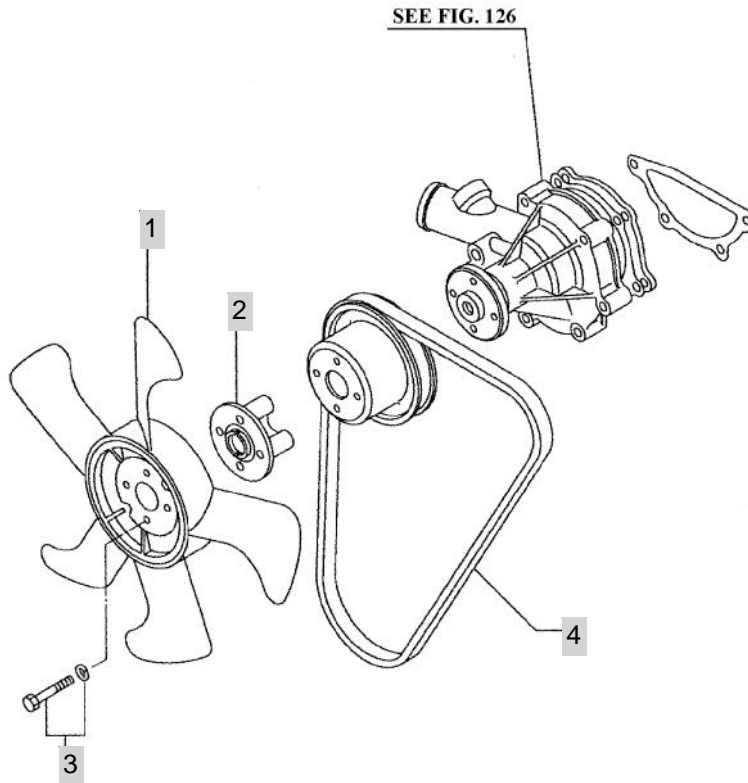
FIG 128

T293

FAN & V-BELT

년/월
Year/Month

2020.07



NOTE

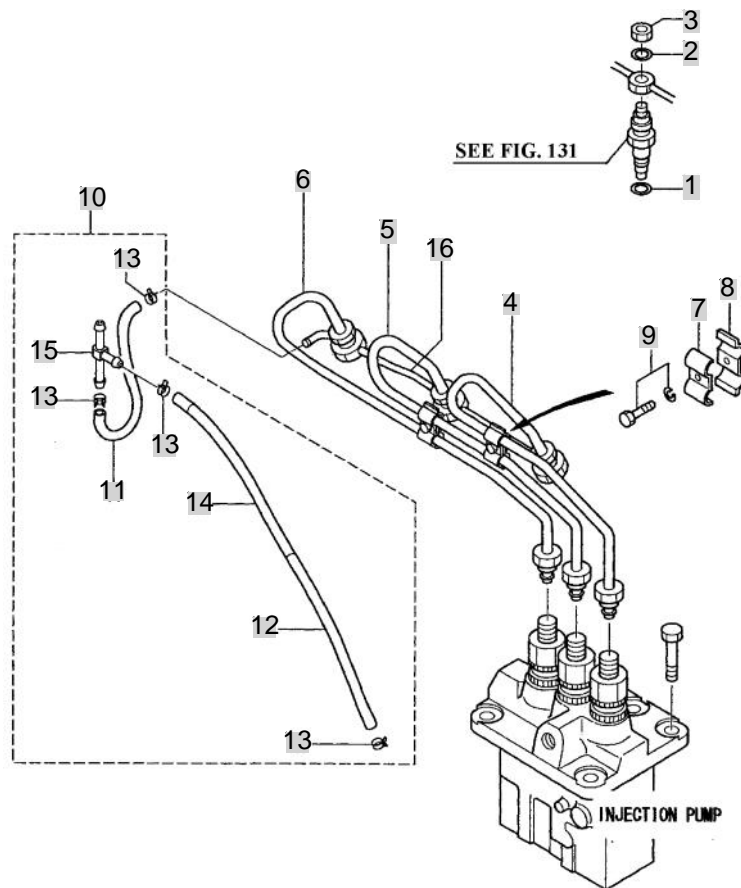
FIG 130

T293

FUEL SYSTEM

년/월
Year/Month

2020.07



NOTE

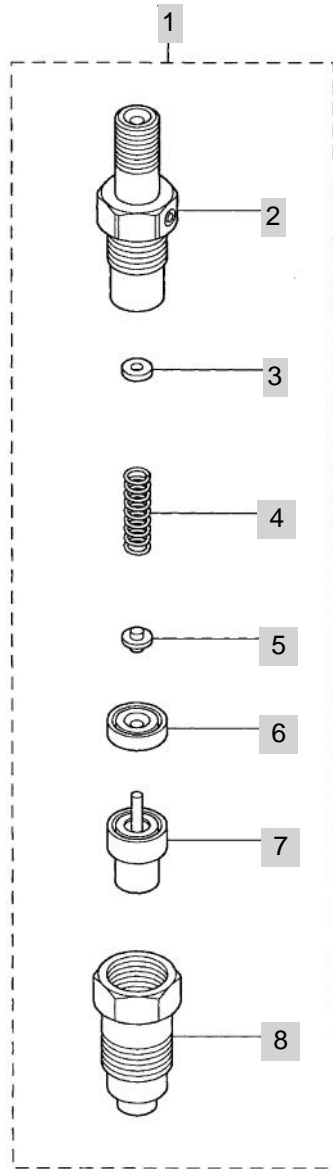
FIG 131

T293

NOZZLE & NOZZLE HOLDER

년/월
Year/Month

2020.07



NOTE

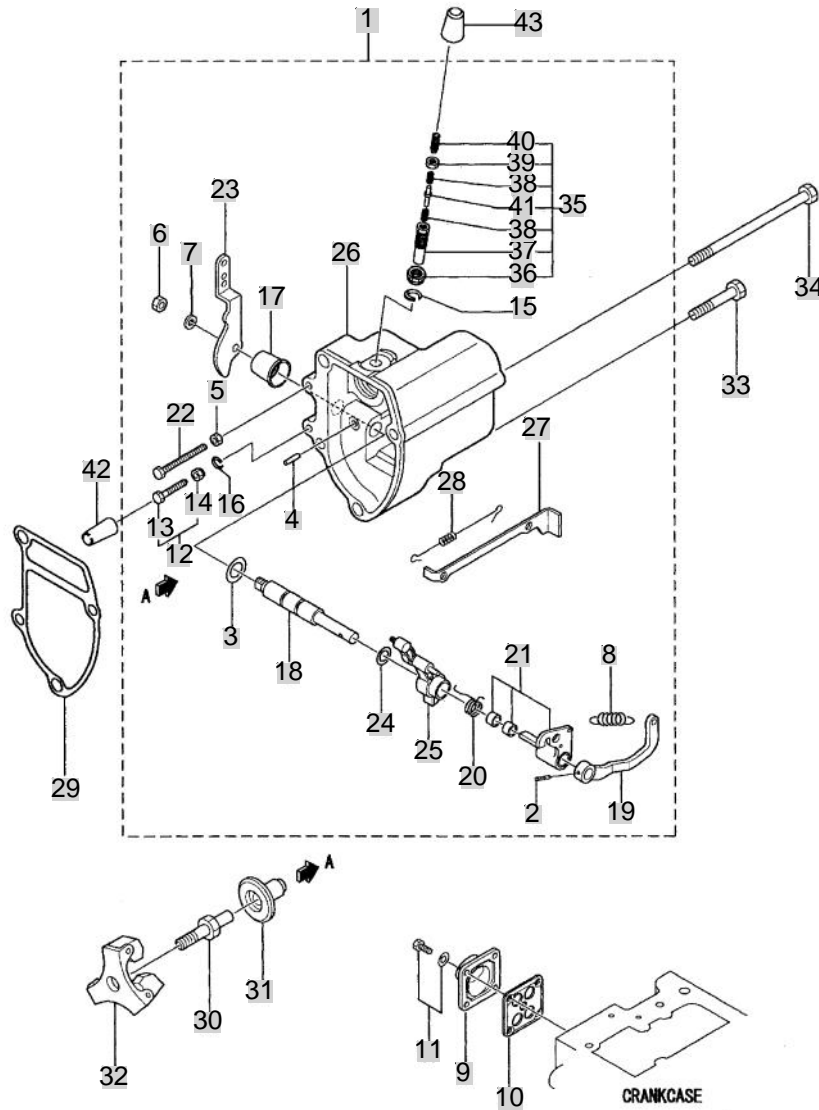
FIG 133

GOVERNOR

년/월
Year/Month

2020.07

T293



NOTE

FIG 133 T293		GOVERNOR					년/월 Year/Month	
							2020.07	
KEY NO	PART NO	DESCRIPTION	SPEC	QTY	REPAIR	EFFECTIVE DATE	REMARKS	
133	1	31B63-05070	CASE ASSY , GOVERNOR		1			
133	2	F2850-03020	PIN,SPRING		1			
133	3	F3150-01010	O-RING		1			
133	4	K8712630	PIN,GROOVED		1			
133	5	MF430004	NUT		1			
133	6	MF430725	NUT,JAM		1			
133	7	MF450405	WASHER,SPRING		1			
133	8	MM433673	SPRING , GOVERNOR		1			
133	9	MM435288	OIL INLET		1			
133	10	MM435249	PROTECTOR,OIL INLET		1	B		
133	11	F1805-06018	BOLT , W / WASHER		4			
133	12	30L63-00030	BOLT ASSY,HIGH SPEED		1			
133	13	30L63-02100	BOLT , HIGH SPEED SET		1			
133	14	30L63-02300	NUT , HIGHT SPEED SET		1			
133	15	30L63-00700	C-RING,TORQUE SET		1			
133	16	30L63-02600	C-RING,HIGH SPEED		1			
133	17	31A63-01800	COVER,GOVERNOR		1			
133	18	31A63-02600	SHAFT,GOVERNOR		1			
133	19	31A63-02700	LEVER,GOV SPRING		1			
133	20	31A63-05300	SPRING,START		1			
133	21	31A63-05400	LEVER ASSY ,TENSION		1			
133	22	31A63-07900	BOLT , LOW IDLE SET		1			
133	23	31A63-11301	LEVER,SPEED CONTROL		1			
133	24	31A63-15200	SHIM,GOVERNOR SHAFT		1			
133	25	31A63-15500	LEVER ASSY,GOVERNOR		1			
133	26	31A63-22100	CASE,GOVERNOR		1			
133	27	31B63-00400	TIE-ROD		1			
133	28	31B63-00500	SPRING , TIE-ROD		1			
133	29	31A63-12201	GASKET,GOVERNOR CASE		1	B		
133	30	31A63-10305	SHAFT,SLIDING SLEEVE		1	B		
133	31	31A63-20201	SLEEVE,SLIDING		1			
133	32	31A63-11061	WEIGHT ASSY,GOVERNOR		1			
133	33	F1035-08045	BOLT		3			
133	34	31A63-02300	BOLT , GOVERNOR CASE		1			
133	35	31A64-01080	SPRING SET,TORQUE		1			
133	36	30L63-00600	NUT,TORQUE SET		1			
133	37	31A64-00200	CASE,TORQUE SPRING		1			
133	38	31A64-01800	SPRING,TORQUE		2			
133	39	MD000961	NUT		1			
133	40	MD065628	SCREW,ADJUSTING		1			
133	41	MM434541	STIPPER,SPRING		1			
133	42	30L63-02400	COVER , HIGH SPEED SET		1			
133	43	31A64-00800	COVER , TORQUE SET		1			
NOTE								

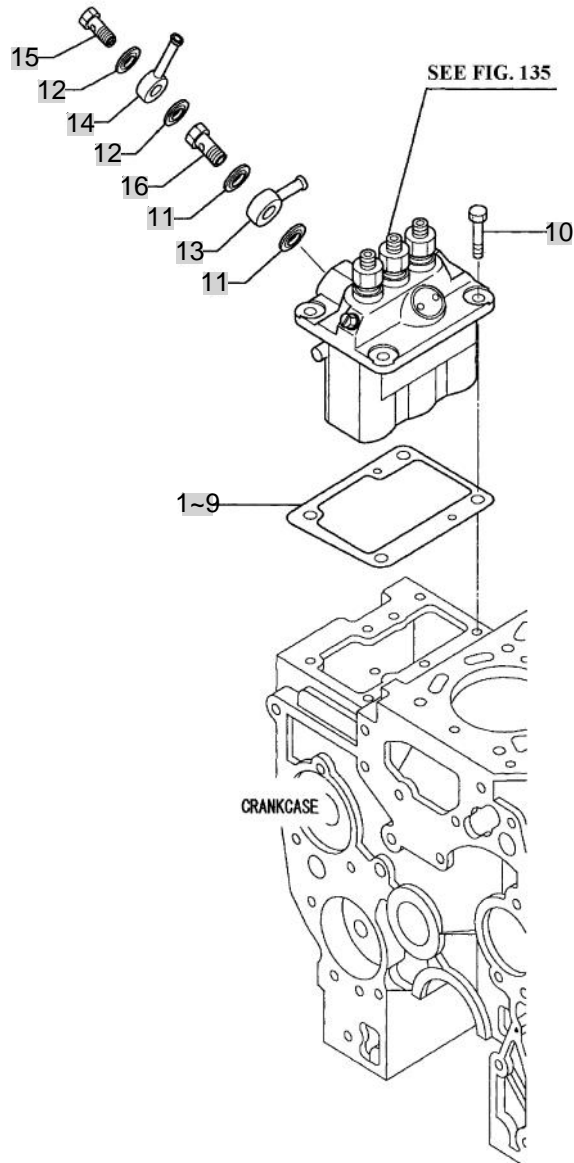
FIG 134

INJECTION PUMP

년/월
Year/Month

2020.07

T293



NOTE

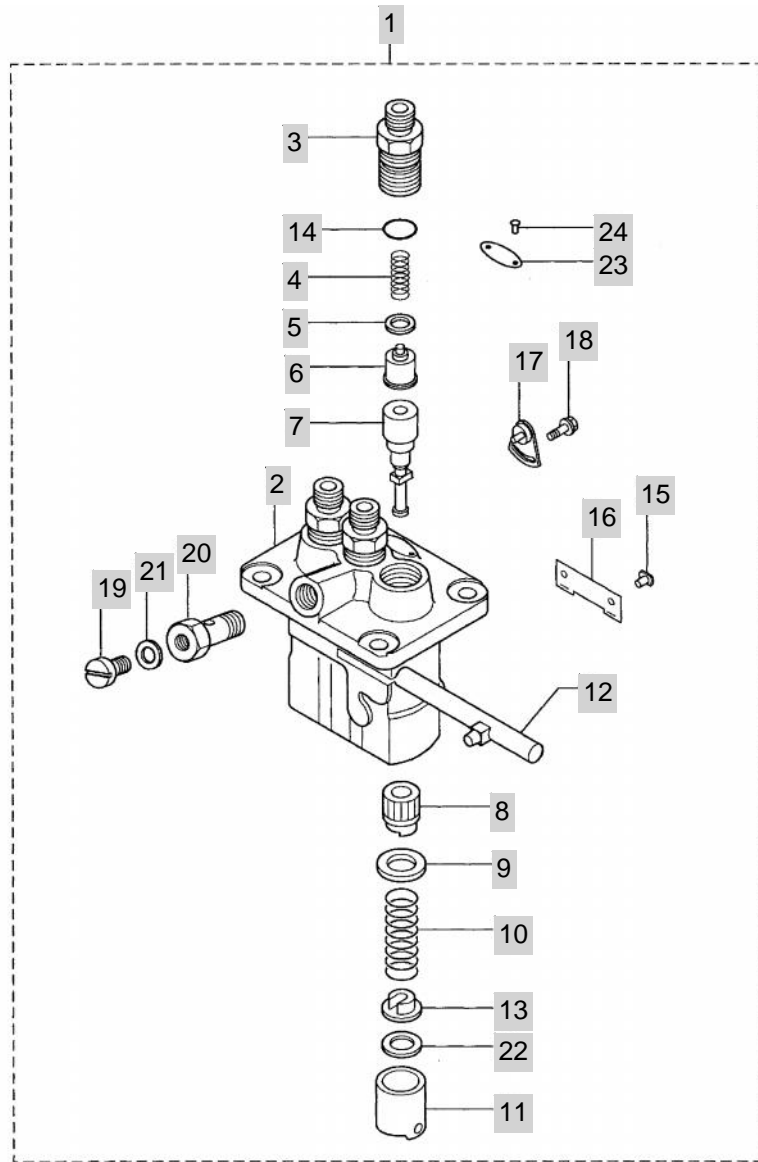
FIG 135

T293

INJECTION PUMP

년/월
Year/Month

2020.07



NOTE

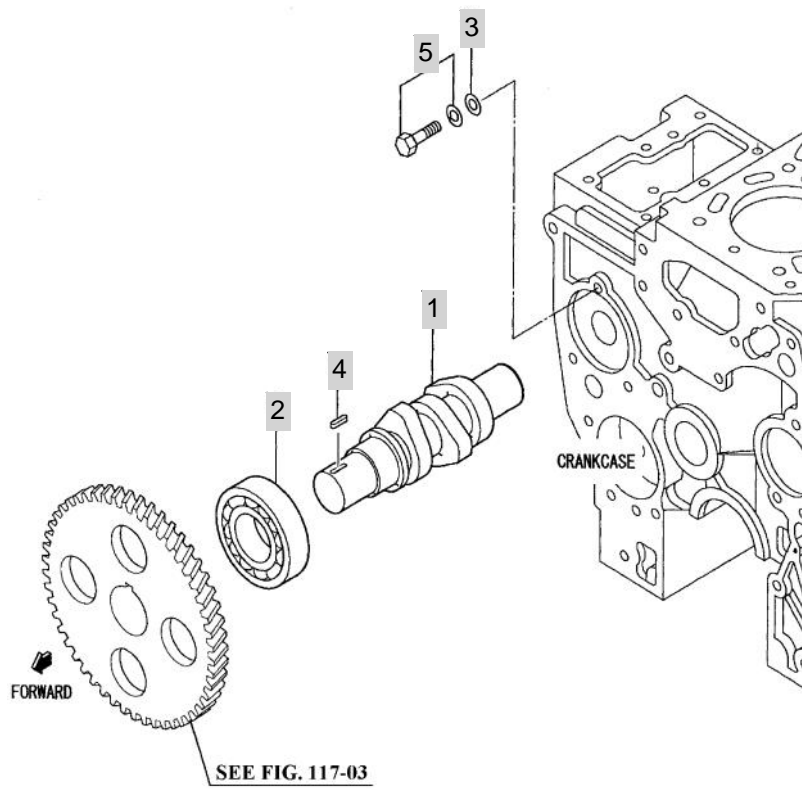
FIG 136

T293

FUEL INJECTION PUMP DRIVE

년/월
Year/Month

2020.07



NOTE

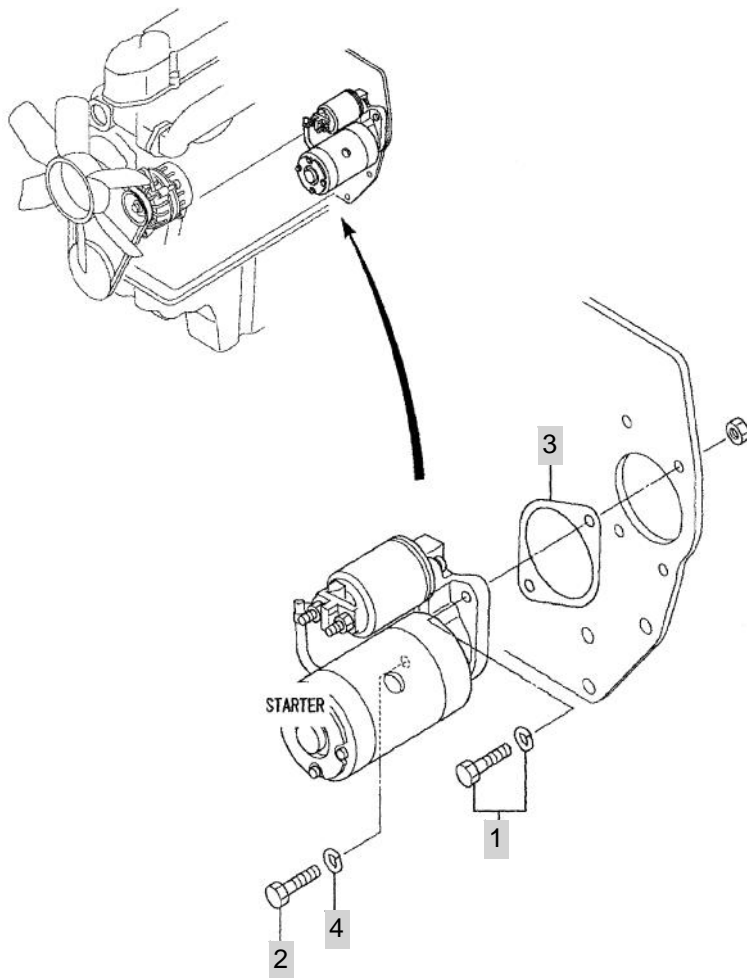
FIG 137

T293

STARTER

년/월
Year/Month

2020.07



NOTE

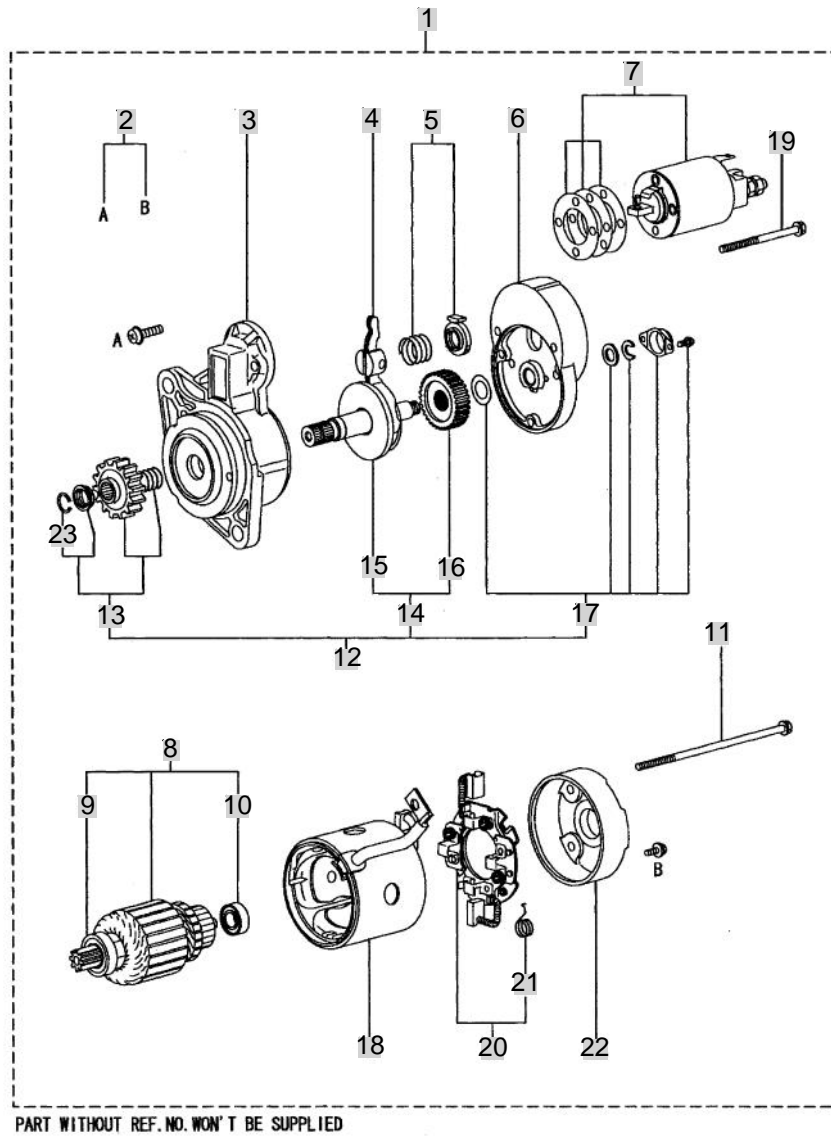
FIG 138

STARTER(12V-1.6KW)

년/월
Year/Month

2020.07

T293



NOTE

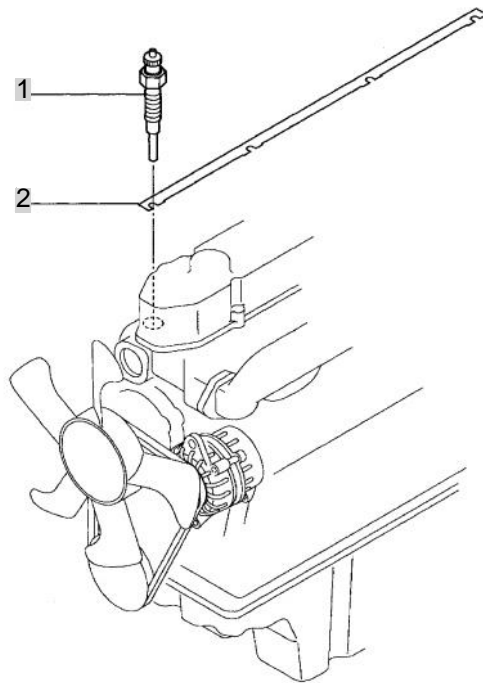
FIG 139

T293

GLOW PLUG

년/월
Year/Month

2020.07



NOTE

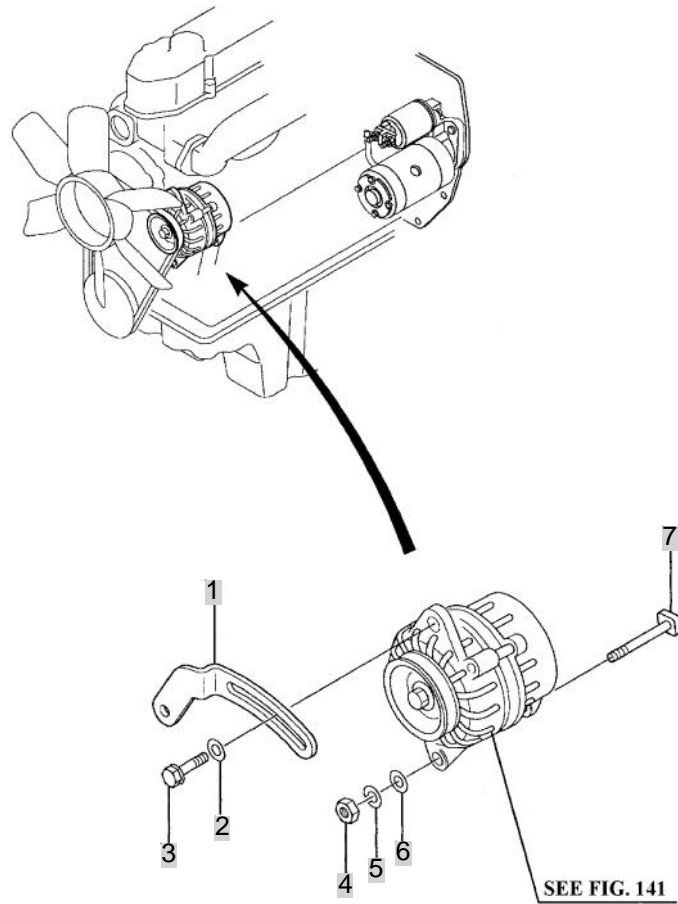
FIG 140

T293

ALTERNATOR

년/월
Year/Month

2020.07



NOTE

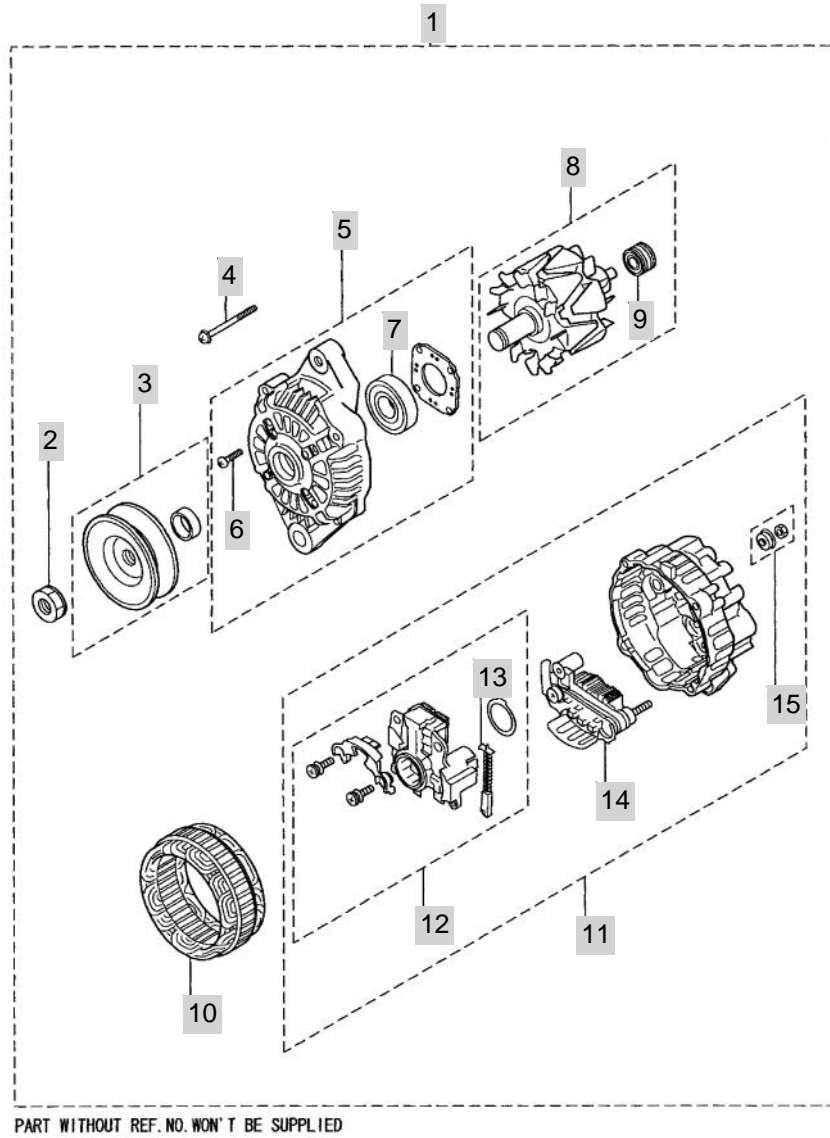
FIG 141

ALTERNATOR(12V-50A)

년/월
Year/Month

2020.07

T293



NOTE

FIG 141		ALTERNATOR(12V-50A)						년/월 Year/Month	
								2020.07	
T293									
KEY NO	PART NO	DESCRIPTION	SPEC	QTY	REPAIR	EFFECTIVE DATE	REMARKS		
141	1	31A68-00402	ALTERNATOR ASSY	A007102071C MEC	1	B			
141	2	A981X-20771	NUT SET		1				
141	3	A628T-62170	PULLEY ASSY		1				
141	4	A414X-19271	BOLT SET		1				
141	5	A640X-67070	BRACKET ASSY,FRONT		1				
141	6	A414X21271	SCREW SET	1X1X1	1				
141	7	A930X-94570	BEARING,FRONT		1				
141	8	A880X-83770	ROTOR ASSY		1				
141	9	S930P-63670	BEARING,REAR		1				
141	10	A383X-56570	STATOR ASSY		1				
141	11	A642X-A9970	BRACKET ASSY,REAR		1				
141	12	A866X-44682	REGULATOR SET		1				
141	13	A647X-50170	BRUSH SET		2				
141	14	A860T-40670	RECTIFIER ASSY		1				
141	15	A529X-07871	NUT SET		1				
NOTE									

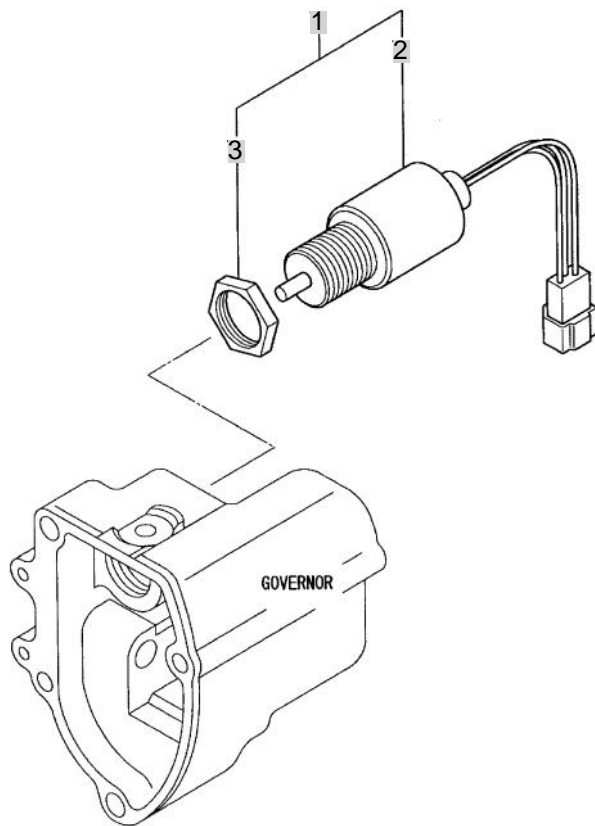
FIG 142

T293

ENGINE CONTROL

년/월
Year/Month

2020.07



NOTE

FIG 142 T293		ENGINE CONTROL					년/월 Year/Month	
								2020.07
KEY NO	PART NO	DESCRIPTION	SPEC	QTY	REPAIR	EFFECTIVE DATE	REMARKS	
142	1	30A87-10042	SOLENOID & NUT SET	1				
142	2	30A87-20402	SOLENOID ASSY	1				
142	3	MM409671	NUT	1	B			
NOTE								

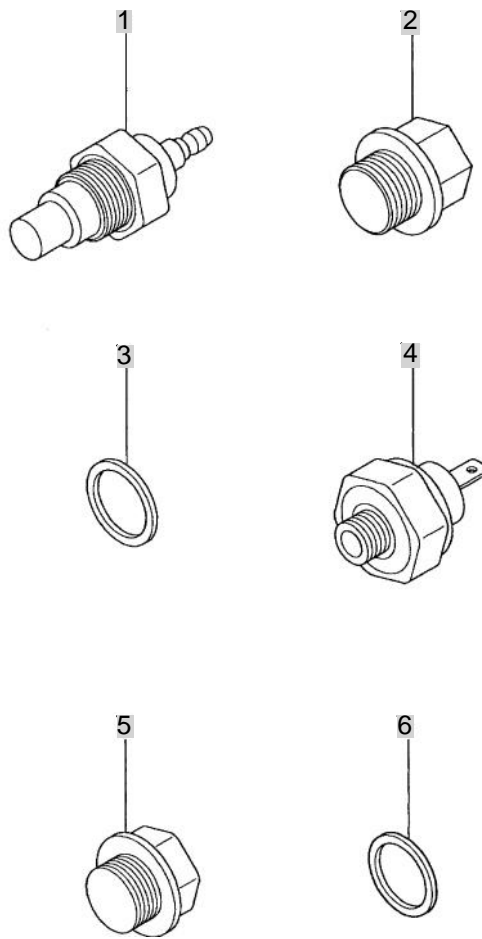
FIG 143

T293

INSTRUMENT

년/월
Year/Month

2020.07



NOTE

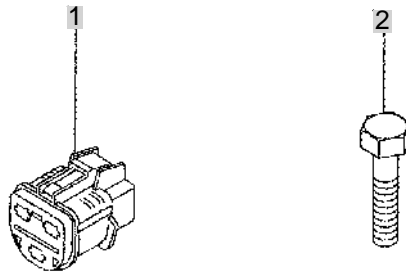
FIG 144

T293

ACCESSORY

년/월
Year/Month

2020.07



NOTE

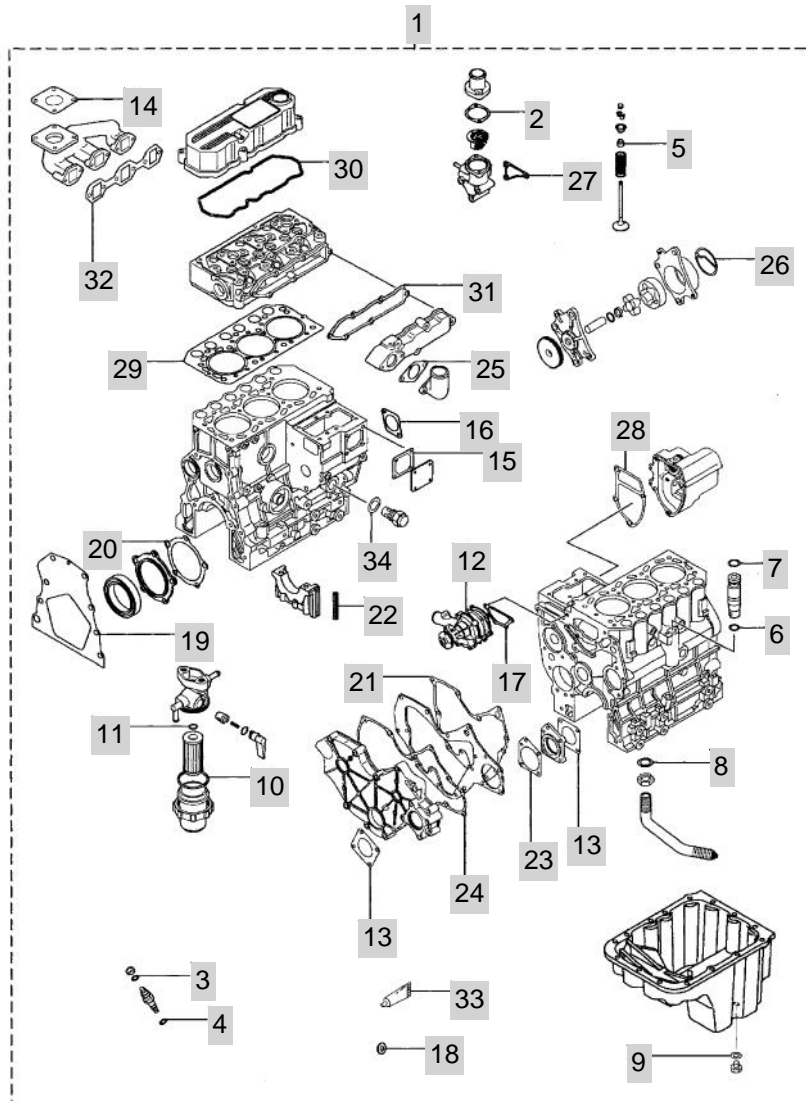
FIG 145

OVERHAUL GASKET KIT

년/월
Year/Month

2020.07

T293



NOTE

Z. ENGINE ACCESSORIES & CONTROL PART NO. 1293-E-C2

FIG 201 AIR CLEANER	95
FIG 202 RADIATOR	97
FIG 203 MUFFLER	99
FIG 204 FUEL TANK & FUEL LINE	101
FIG 205 ACCELERATOR	103
FIG 206 OIL COOLER	105
FIG 207 FUEL PUMP & FILTER	107

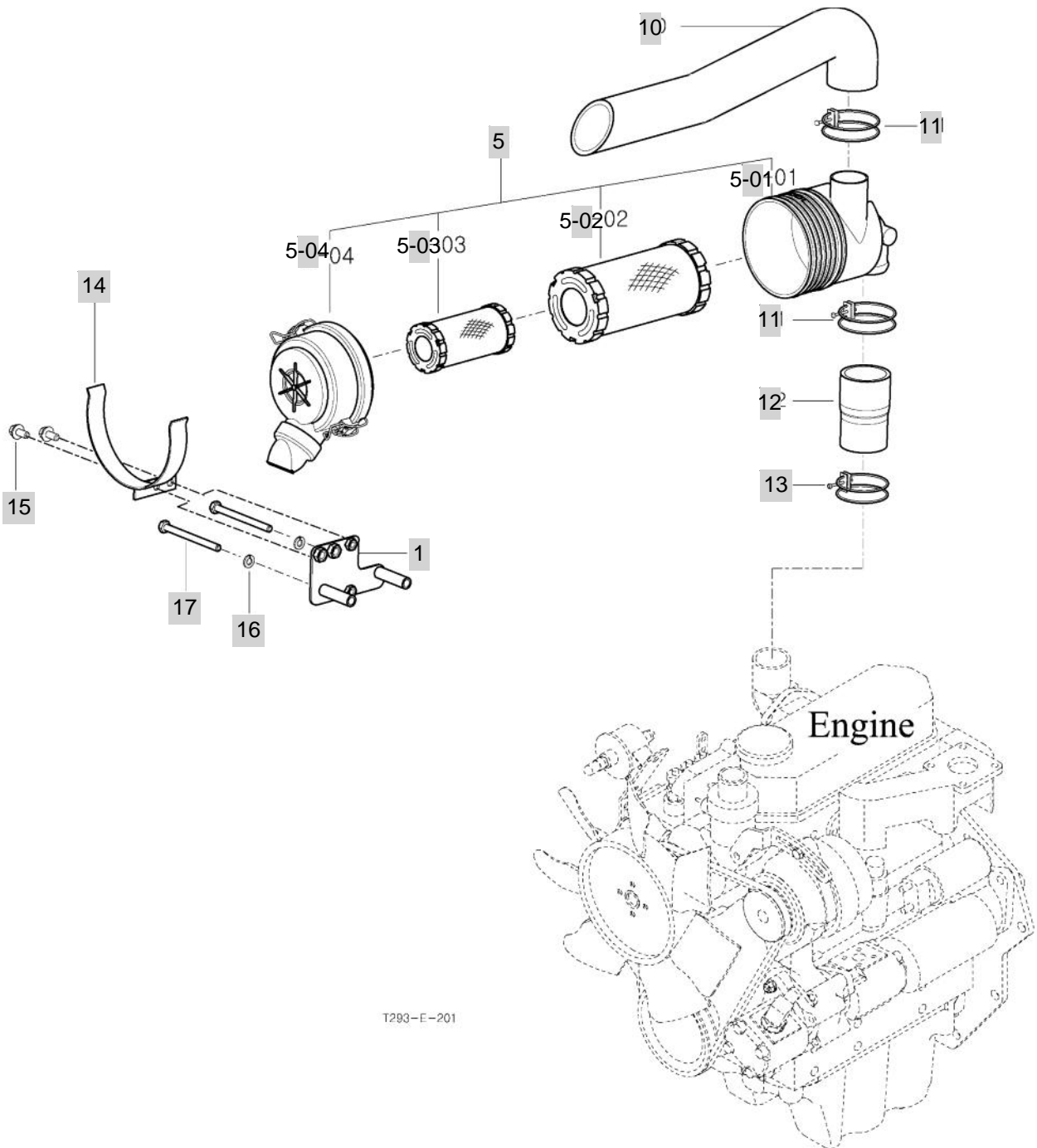
FIG 201

AIR CLEANER

년/월
Year/Month

2020.07

T293



T293-E-201

NOTE

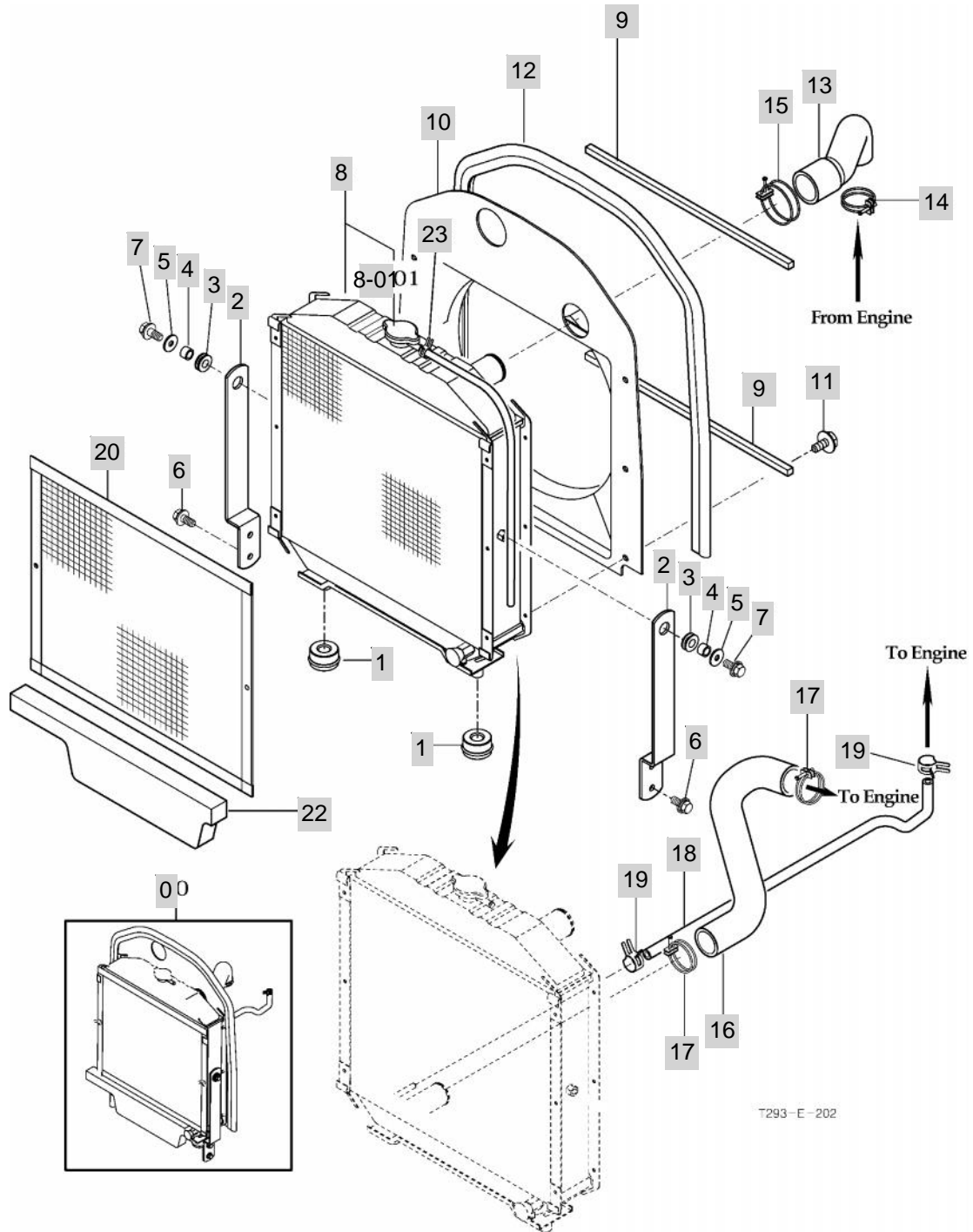
FIG 202

RADIATOR

년/월
Year/Month

2020.07

T293



T293 - E - 202

NOTE

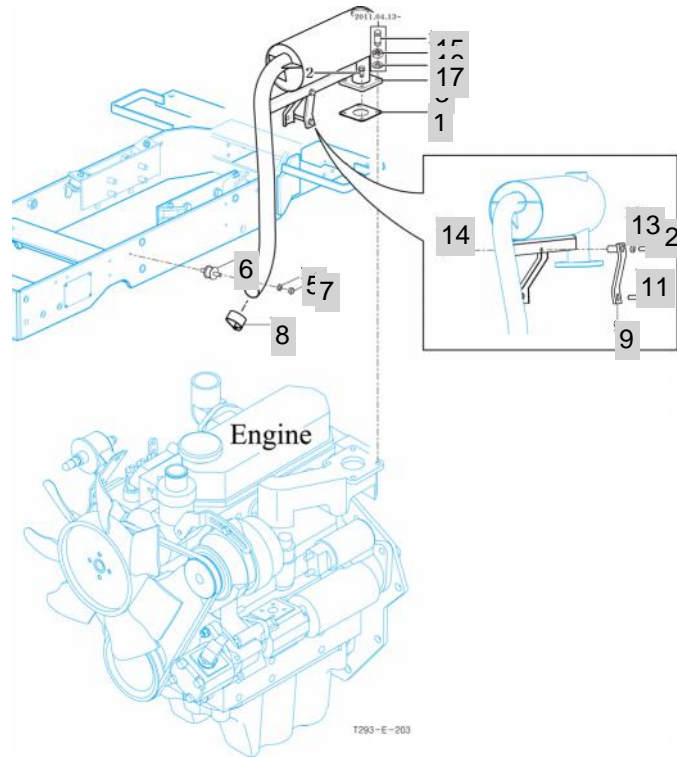
FIG 203

T293

MUFFLER

년/월
Year/Month

2020.07



NOTE

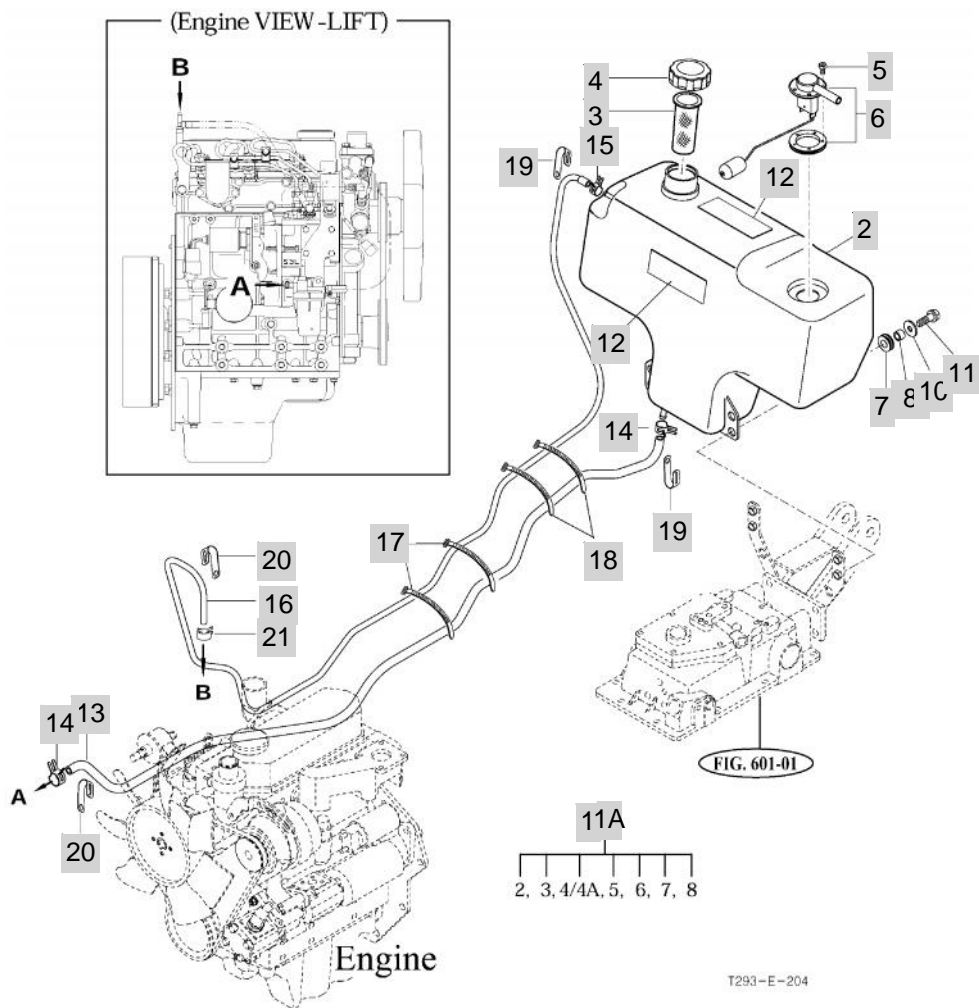
FIG 204

T293

FUEL TANK & FUEL LINE

년/월
Year/Month

2020.07



T293-E-204

NOTE

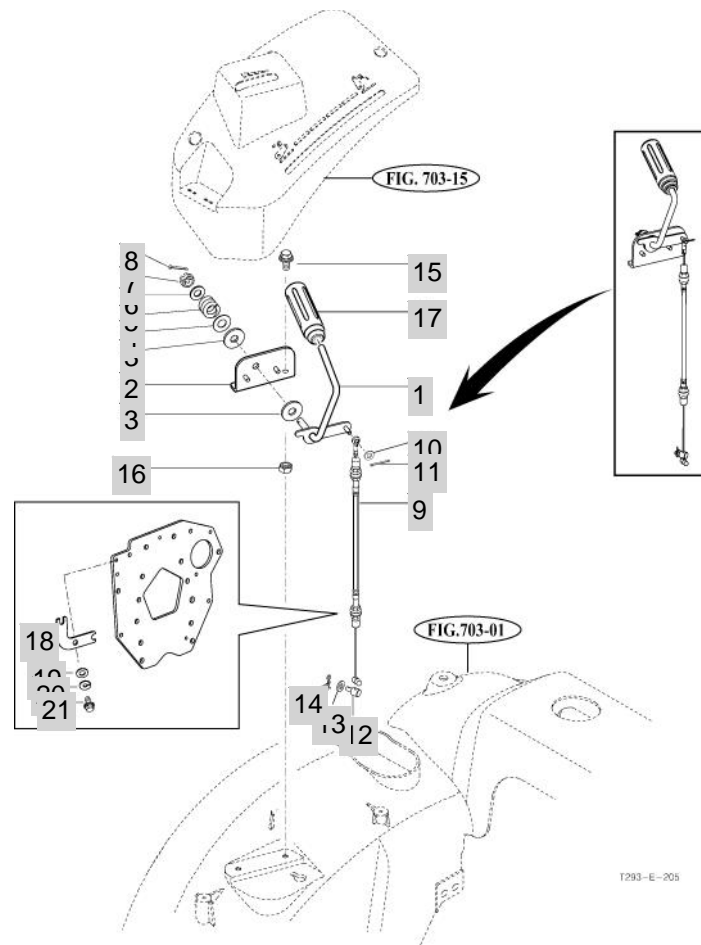
FIG 205

T293

ACCELERATOR

년/월
Year/Month

2020.07



T293-E-205

NOTE

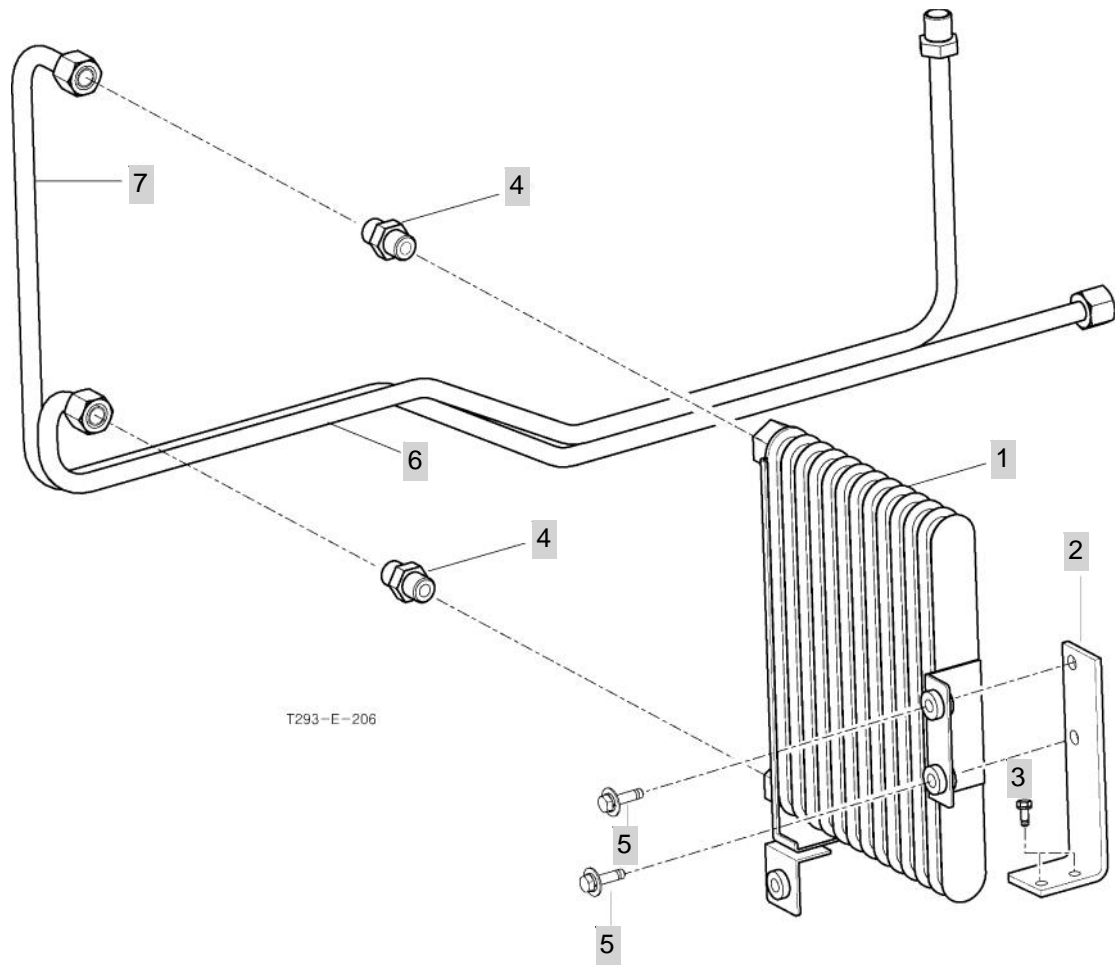
FIG 206

OIL COOLER

년/월
Year/Month

2020.07

T293



NOTE

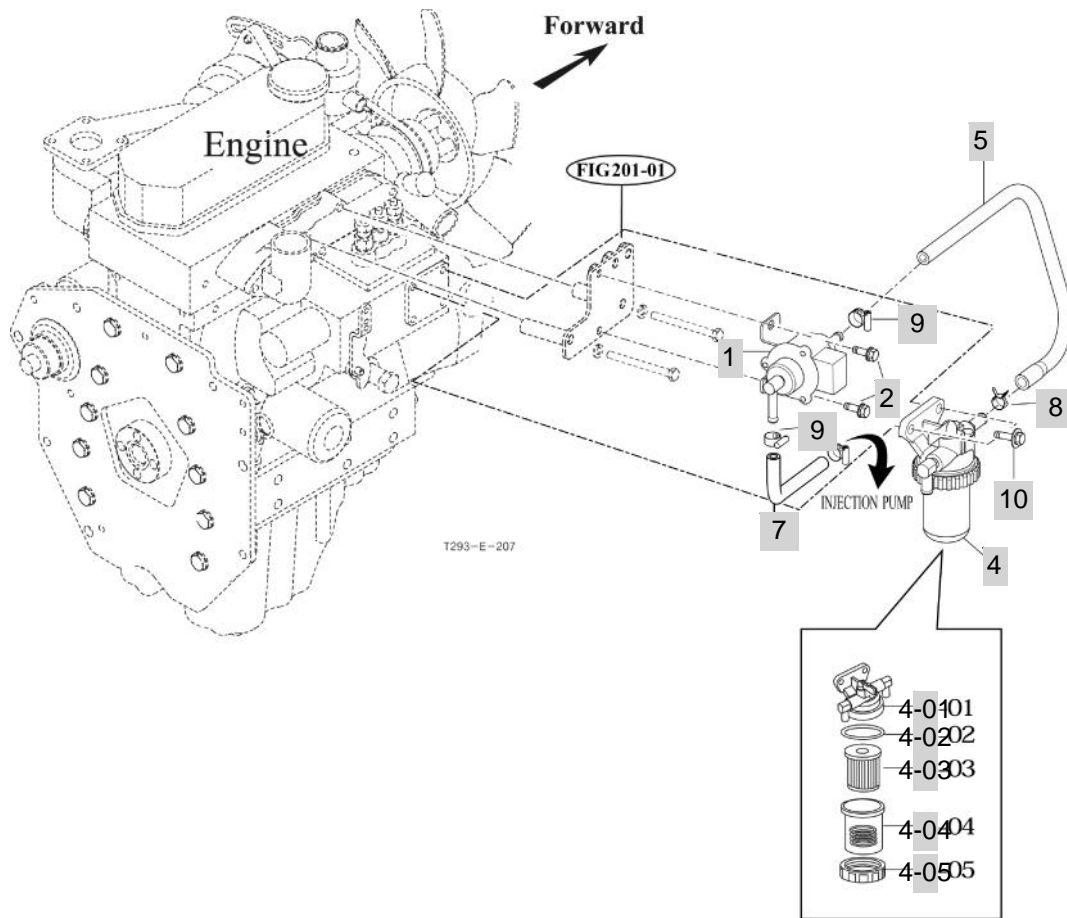
FIG 207

T293

FUEL PUMP & FILTER

년/월
Year/Month

2020.07



NOTE

3. CLUTCH, BRAKE, STEERING PART NO. T293-E-C3

FIG 301 FLYWHEEL COVER	110
FIG 302 SPEED CONTROL	112
FIG 303 BRAKE	115
FIG 304 BRAKE PEDAL & LINKAGE	117
FIG 305 STEERING WHEEL & DASH COVER	119
FIG 306 STEERING VALVE	121
FIG 307 STEERING CYLINDER	123
FIG 308 FRONT WHEEL	125
FIG 309 REAR WHEEL	127
FIG 310 SEAT BRAKE	129

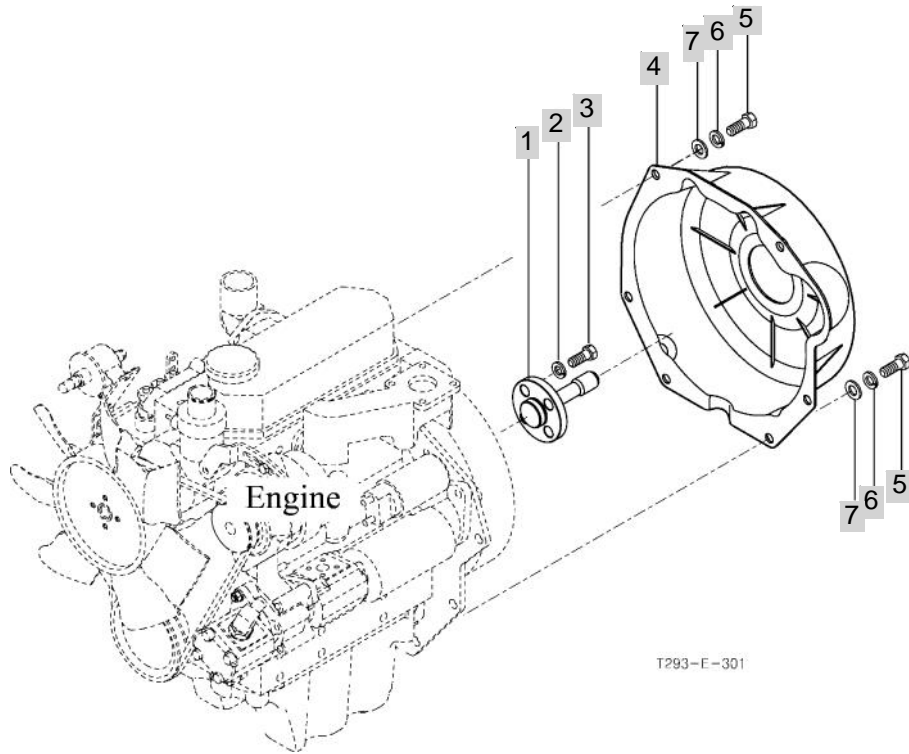
FIG 301

T293

FLYWHEEL COVER

년/월
Year/Month

2020.07



T293-E-301

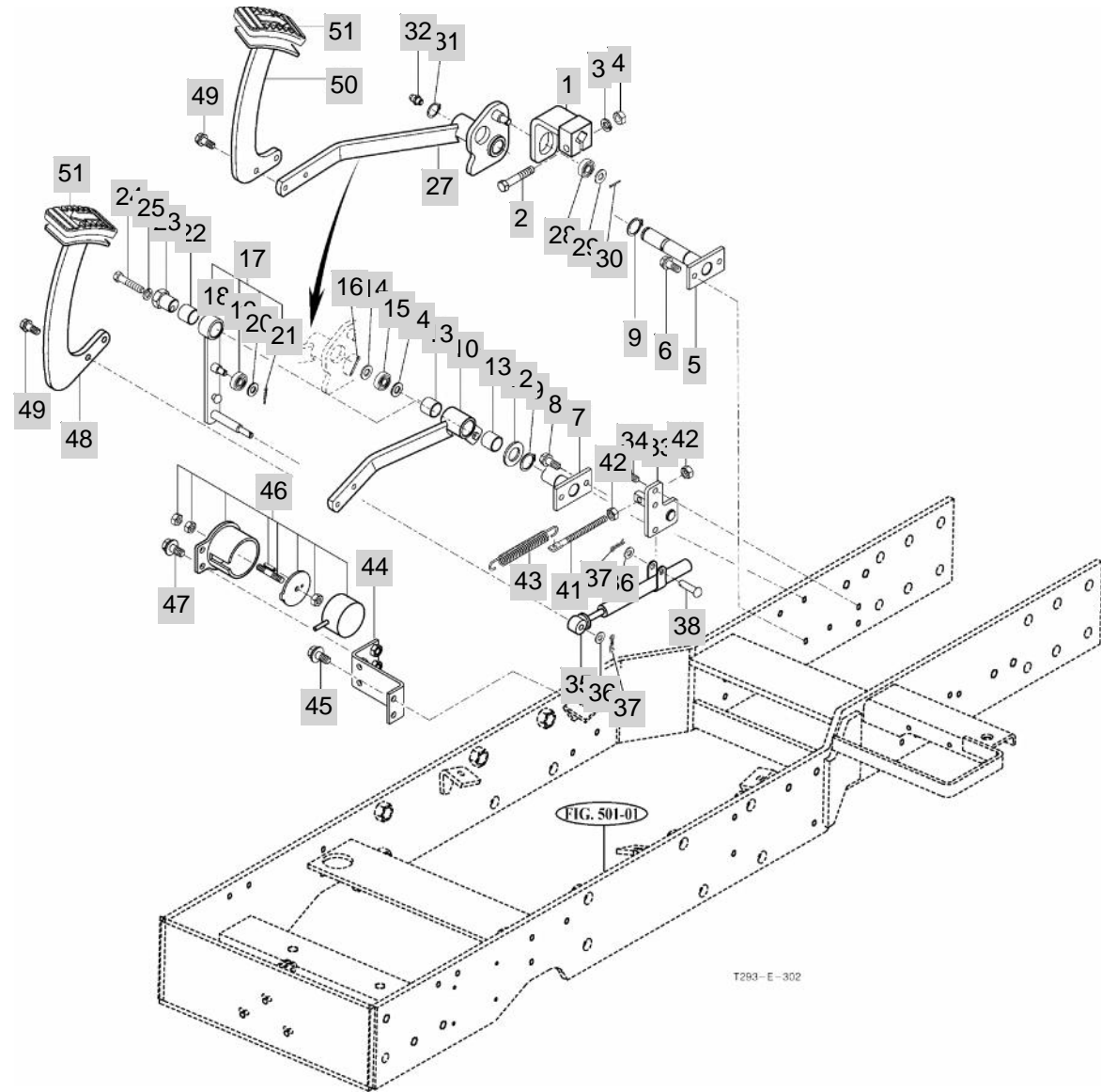
NOTE

FIG 302

SPEED CONTROL

년/월
Year/Month

2020.07



T293-E-302

NOTE

FIG 302		SPEED CONTROL					년/월 Year/Month		
							2020.07		
T293		KEY NO	PART NO	DESCRIPTION	SPEC	QTY	REPAIR	EFFECTIVE DATE	REMARKS
302	1	13152322103	HOLDER COMP	1X1X1	1				
302	2	V2013610055	BOLT , HEX	M10X55	1				
302	3	V4011600100	WASHER , SPRING	M10	1			20081001	
302	4	V3042600100	NUT , HEX/2	M10	1			20081001	
302	5	13152322201	PIN COMP , REVERSE	1X1X1	1				
302	6	V2173608016	BOLT , HEX/S	M8X16	4			20121113	
302	7	13152323102	PIN COMP , FORWARD	1X1X1	1				
302	8	V2173608016	BOLT , HEX/S	M8X16	4			20121113	
302	9	V7041400200	C-RING , SHAFT	20	2				
302	10	13152323202	ARM COMP , FORWARD	1X1X1	1				
302	12	V4111600200	WASHER , PLAIN	M20	1				
302	13	11102320030	부시(20X23X20)		2				
302	14	V4111600100	WASHER , PLAIN	M10	0			20081201	
302	15	V6001506000	BEARING , BALL	6000DD	1				
302	16	V5001920015	PIN , SPLIT	2X15	1			20081001	
302	17	13152324002	CAM SUB ASSY	1X1X1	1				
302	18	13152324102	ARM COMP , CAM	1X1X1	1				
302	19	14722310060	BEARING , BALL		1				
302	20	V4111600080	WASHER , PLAIN	M8	0			20081201	
302	21	V5001920015	PIN , SPLIT	2X15	1			20081001	
302	22	11102320030	부시(20X23X20)		1				
302	23	13152320023	PIN , NEUTRAL	"HEX,B=24"	1				
302	24	V2023610050	BOLT , HEX FINE	M10X50	1				
302	25	V4011600100	WASHER , SPRING	M10	1			20081001	
302	27	13152322305	ARM COMP , REVERSE	1X1X1	1				
302	28	V6001506000	BEARING , BALL	6000DD	1				
302	29	V4111600100	WASHER , PLAIN	M10	0			20081201	
302	30	V5001920015	PIN , SPLIT	2X15	1			20081001	
302	31	V7041400200	C-RING , SHAFT	20	1				
302	32	V7601500000	NIPPLE , GREASE/A-M6F	A-M6F, P=1.0	2			20071112	
302	33	13152325101	PIN COMP , SPRING	1X1X1	1				
302	34	V2173608016	BOLT , HEX/S	M8X16	4			20121113	
302	35	13152312400	DAMPER , OIL	1X1X1	1				
302	36	V4111600080	WASHER , PLAIN	M8	0			20081201	
302	37	V5601600008	PIN , SNAP	8	4				
302	38	14043120060	PIN , YOKE	D=8	2			20100712	
302	41	34522150080	ROD , CHAIN(TENSION)(82)	D=8	1				
302	42	V3043600080	NUT , HEX/2	M8	1			20081001	
302	43	14722310033	SPRING , RETURN	D=2.4	1				
302	44	13152332103	BRACKET COMP , CRUISE	1X1X1	1				
302	45	V2173608016	BOLT , HEX/S	M8X16	4			20121113	
302	46	14722323002	MAGNETIC ASSY , CRUISE		1				
302	47	V2173608016	BOLT , HEX/S	M8X16	4			20121113	
302	48	13152323303	PEDAL COMP , FORWARD	1X1X1	1			20051102	
302	49	V2173608016	BOLT , HEX/S	M8X16	4			20121113	
NOTE									

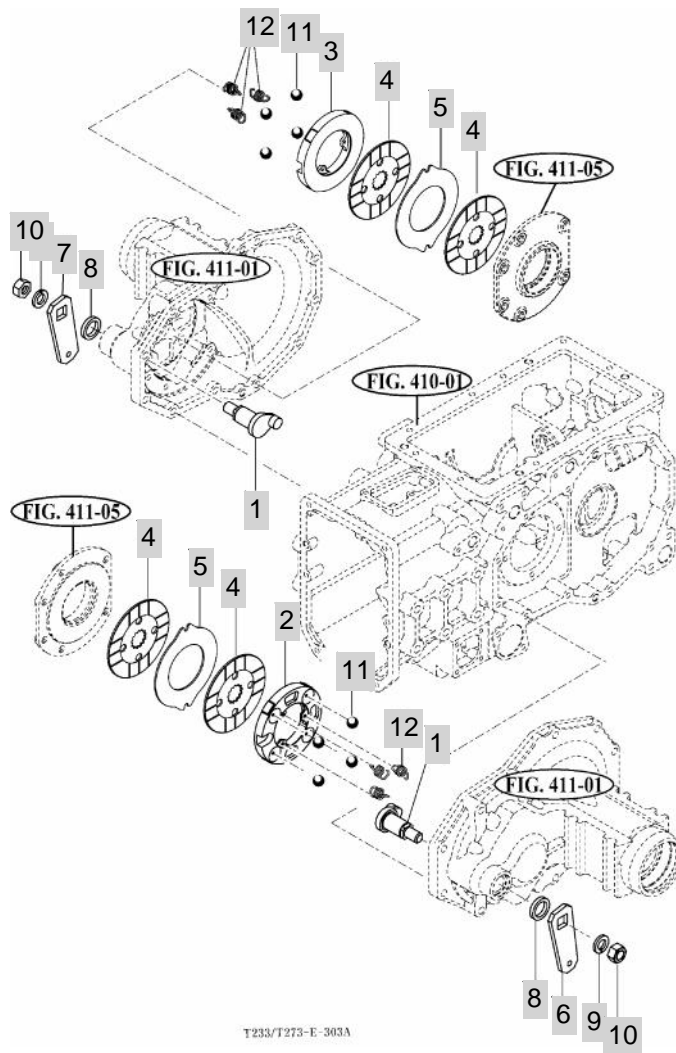
FIG 303

T293

BRAKE

년/월
Year/Month

2020.07



NOTE

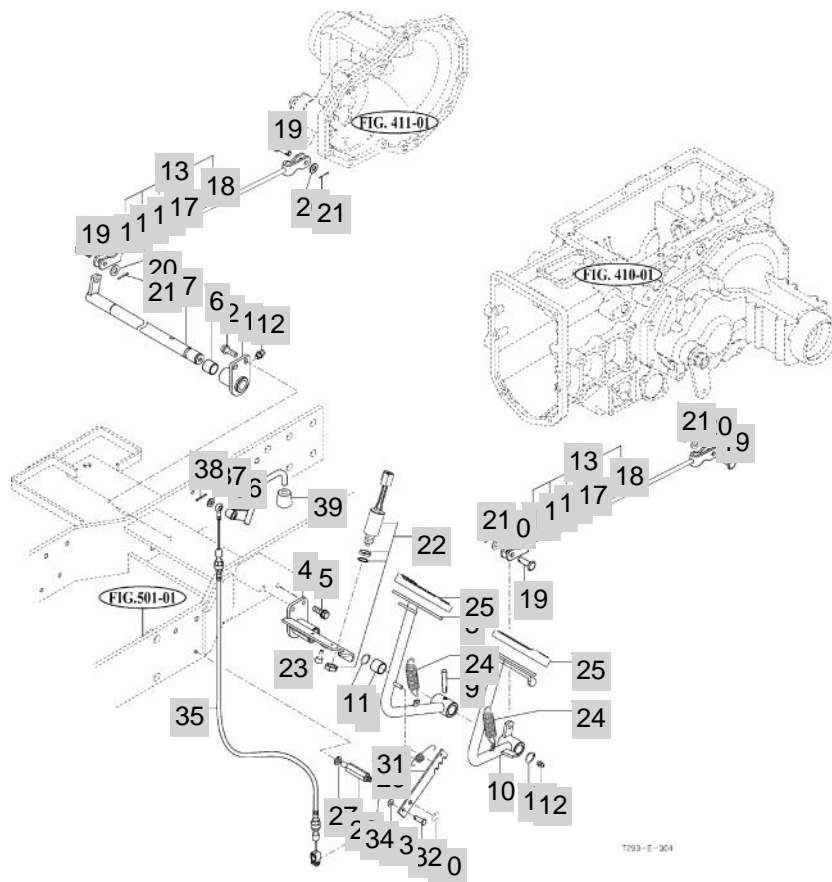
FIG 304

T293

BRAKE PEDAL & LINKAGE

년/월
Year/Month

2020.07



T293-E-304

NOTE

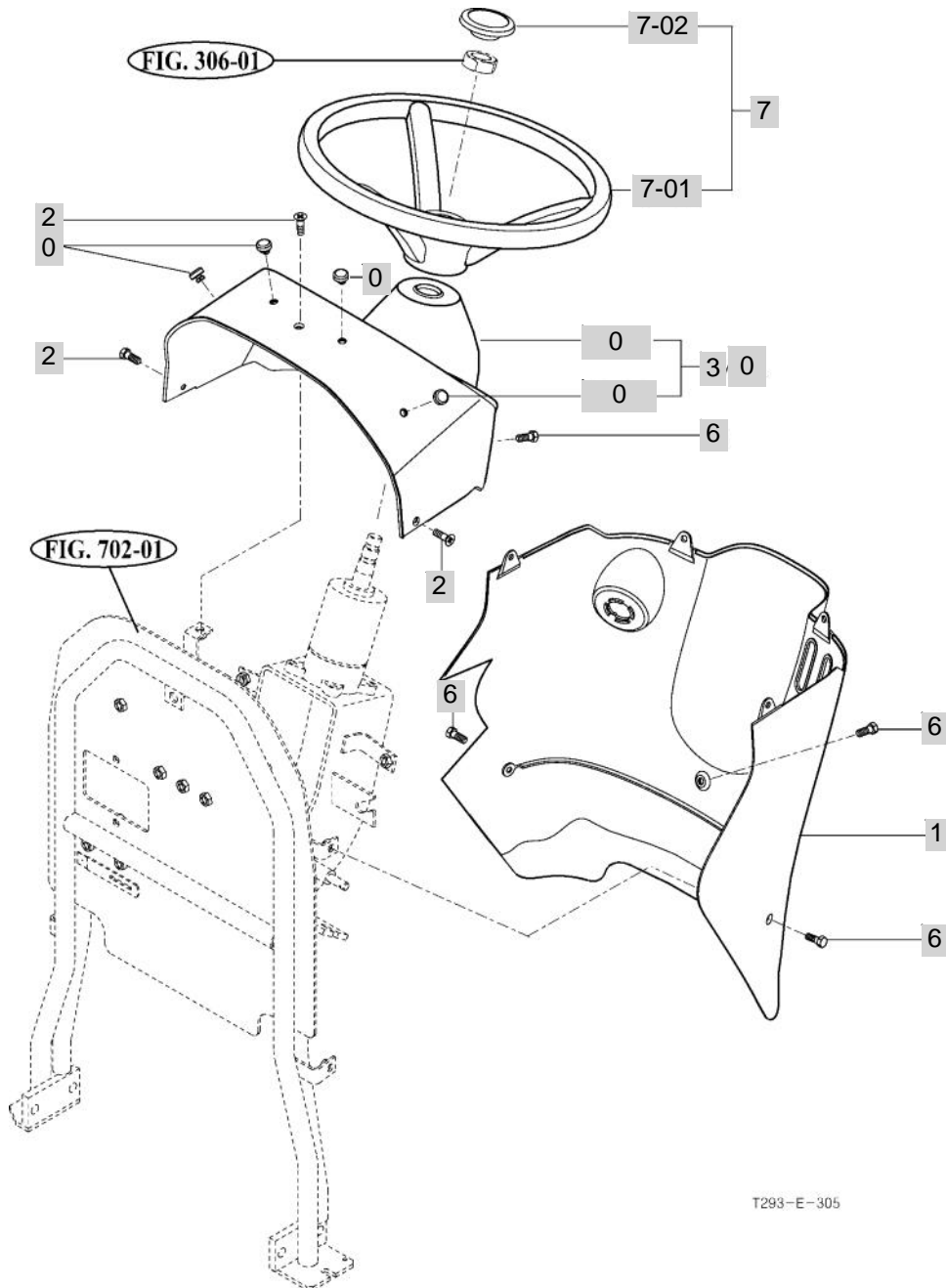
FIG 305

T293

STEERING WHEEL & DASH COVER

년/월
Year/Month

2020.07



T293-E-305

NOTE

FIG 305 T293		STEERING WHEEL & DASH COVER					년/월 Year/Month	REMARKS
							2020.07	
KEY NO		PART NO	DESCRIPTION	SPEC	QTY	REPAIR	EFFECTIVE DATE	
305	1	13156032212	COVER , DASH LOW	T=3.0	1			
305	2	V1122806016	SCREW , C/R FLAT	M6X12	3			
305	3	13156032111	COVER , DASH UPR	T=3.0	1			
305	4	13156032121	RUBBER	1X1X1	4			
305	6	V2123806016	BOLT , HEX /SP	M6X16	5			
305	7	14724012002	WHEEL ASSY , STEERING	1X1X1	1		20081201	
305	7-01	14724012100	WHEEL , STEERING	1X1X1	1		20040401	
305	7-02	16994012020	COVER , STEERING	1X1X1	1			
NOTE								

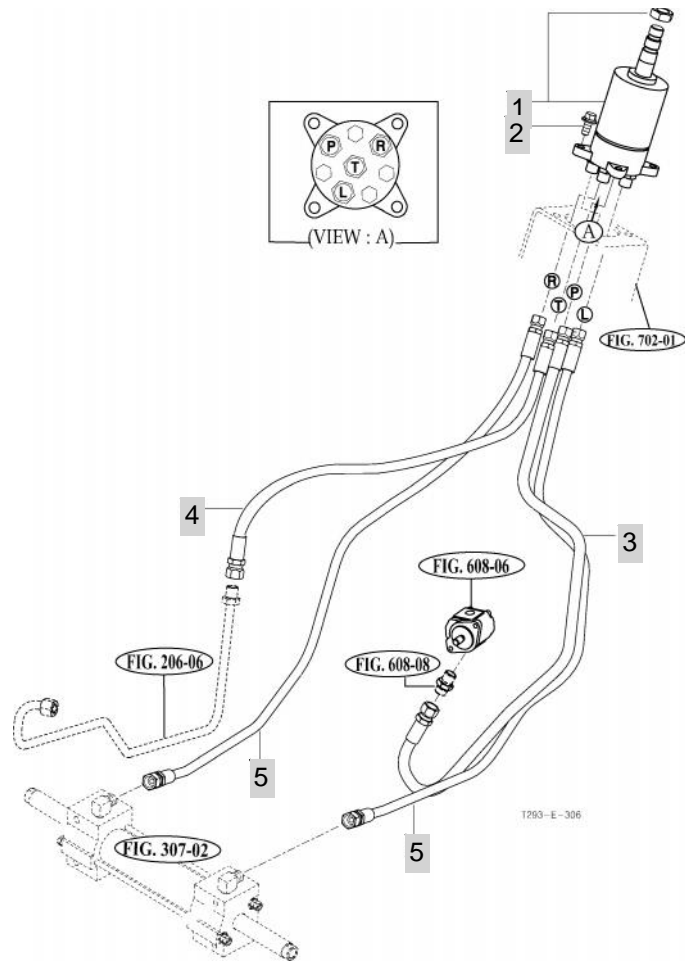
FIG 306

T293

STEERING VALVE

년/월
Year/Month

2020.07



NOTE

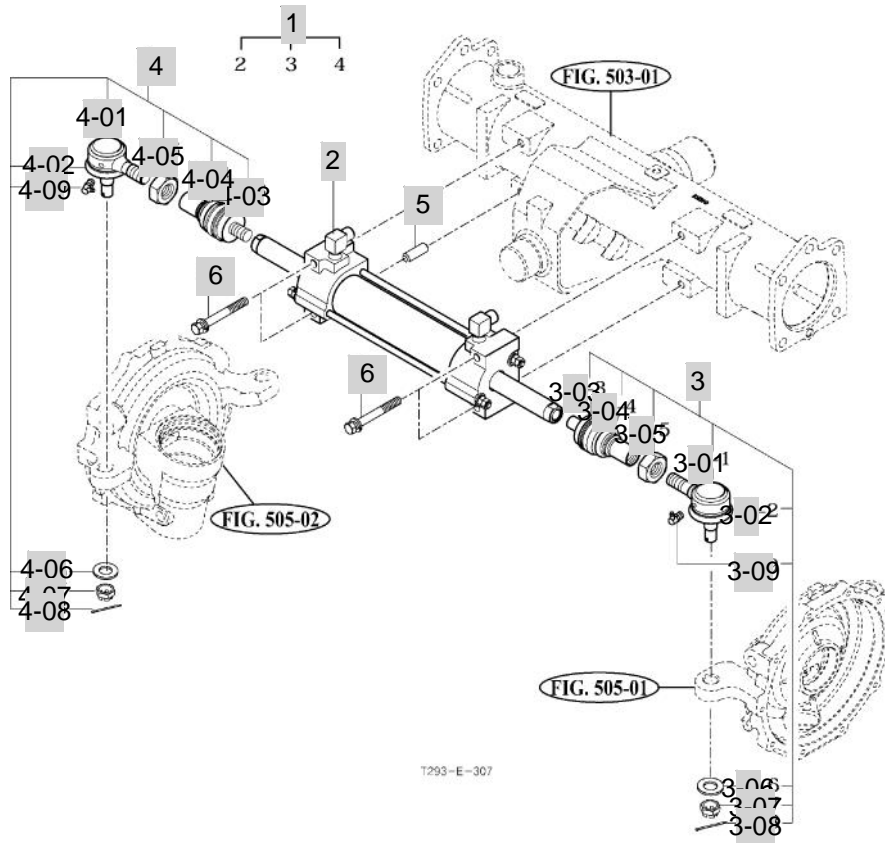
FIG 307

T293

STEERING CYLINDER

년/월
Year/Month

2020.07



T293-E-307

NOTE

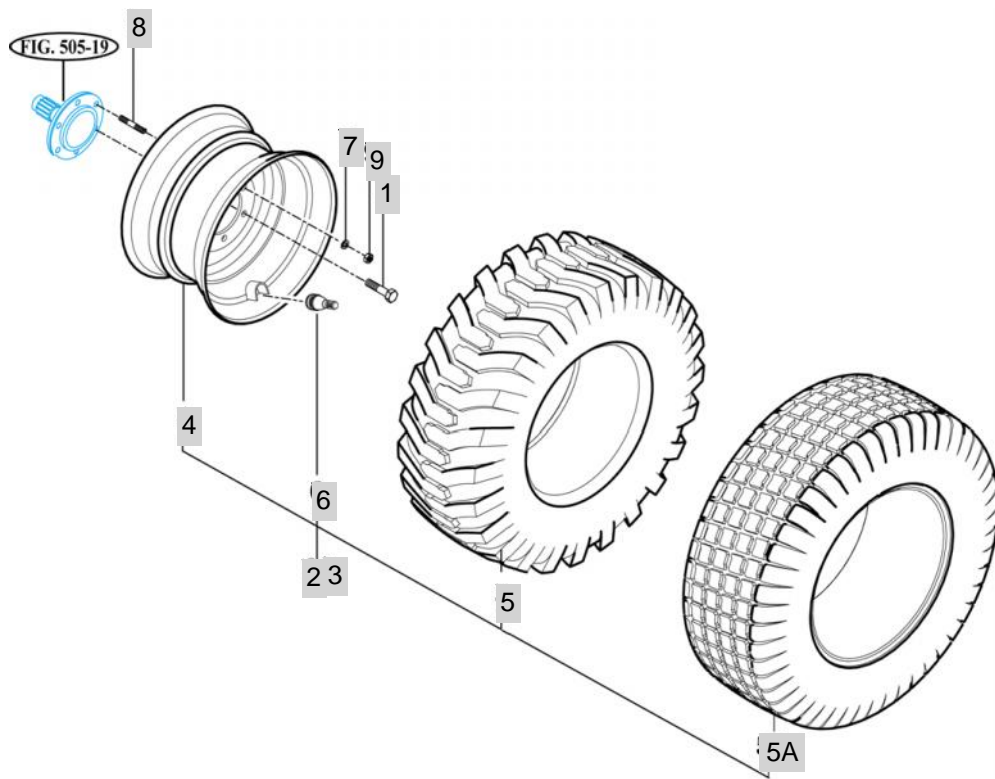
FIG 308

T293

FRONT WHEEL

년/월
Year/Month

2020.07



T293-E-308

NOTE

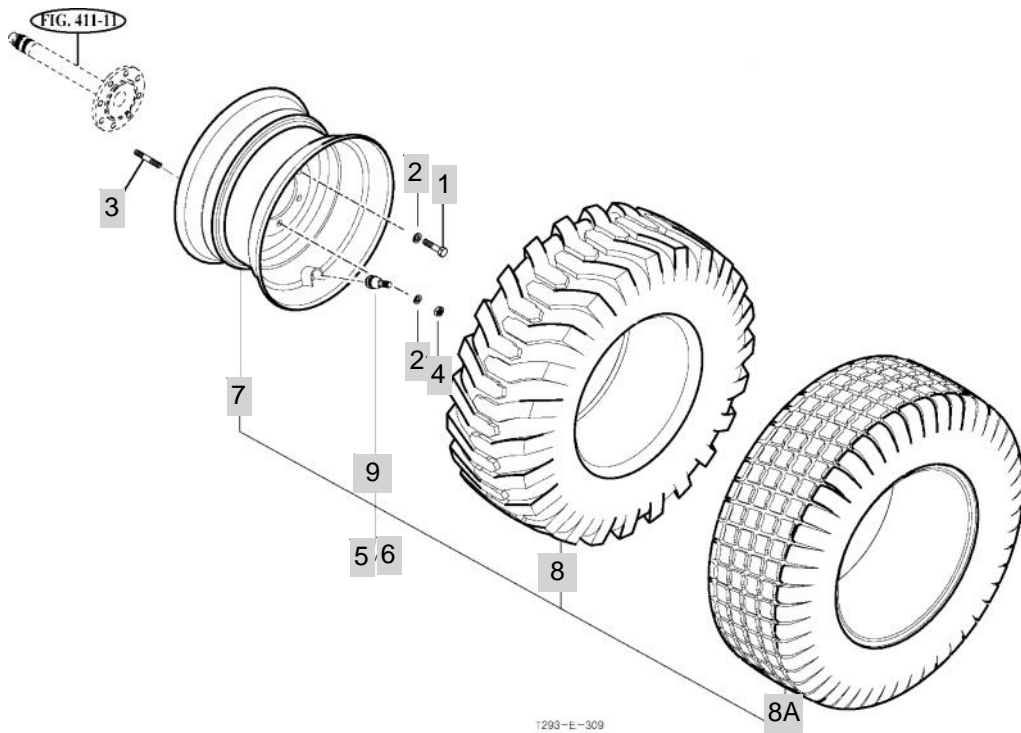
FIG 309

REAR WHEEL

년/월
Year/Month

2020.07

T293



NOTE

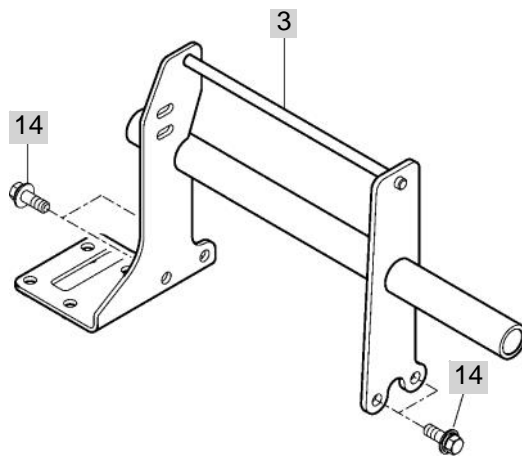
FIG 310

T293

SEAT BRAKE

년/월
Year/Month

2020.07



T293-E-310

NOTE

4. TRANSMISSION & REAR AXLE PART NO. T293-E-C4

FIG 401 INPUT SHAFT	132
FIG 402 HST	134
FIG 403 4WD DRIVE GEAR	136
FIG 404 RANGE GEARS	138
FIG 405 P.T.O DRIVE SHAFT	140
FIG 406 P.T.O SHAFT	142
FIG 407 MID P.T.O GEARS	144
FIG 408 DIFF LOCK	146
FIG 409 REAR TRANSMISSION CASE	148
FIG 410 REAR AXLE HOUSINGS	150
FIG 411 RANGE SHIFT LEVER	152
FIG 412 P.T.O CHANGE LEVER	154
FIG 413 4WD CHANGE LEVER	156

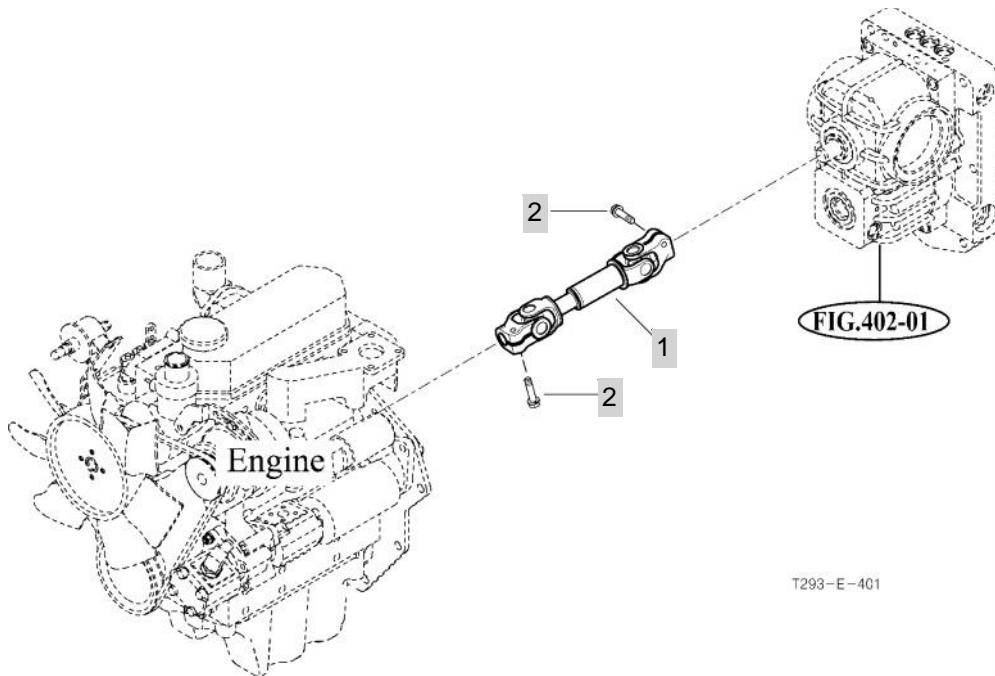
FIG 401

T293

INPUT SHAFT

년/월
Year/Month

2020.07



NOTE

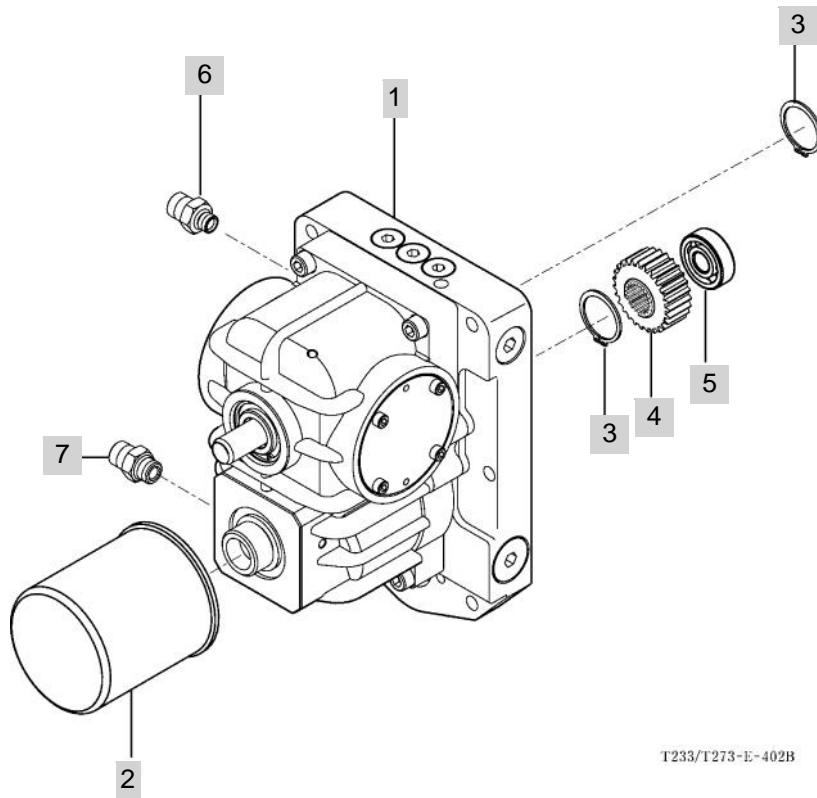
FIG 402

T293

HST

년/월
Year/Month

2020.07



T233/T273-E-402B

NOTE

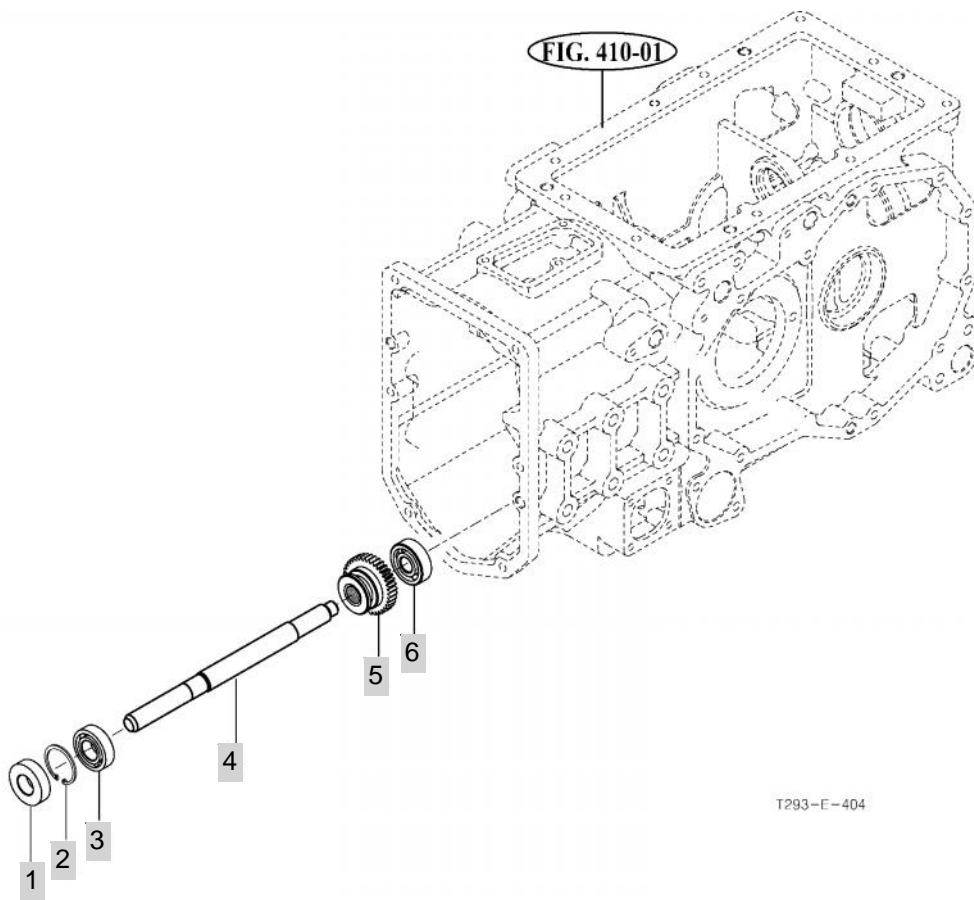
FIG 403

T293

4WD DRIVE GEAR

년/월
Year/Month

2020.07



T293-E-404

NOTE

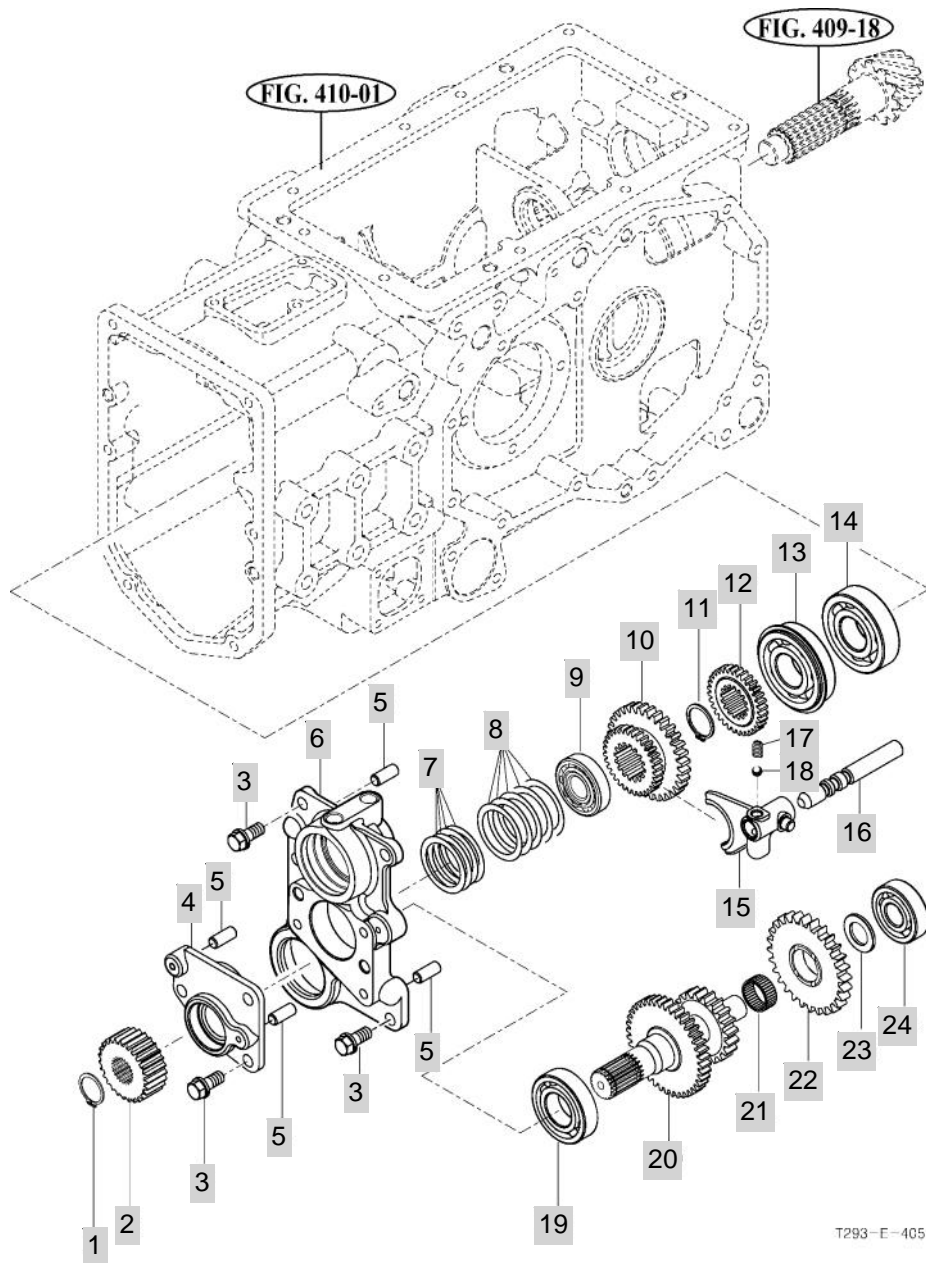
FIG 404

RANGE GEARS

년/월
Year/Month

T293

2020.07



T293-E-405

NOTE

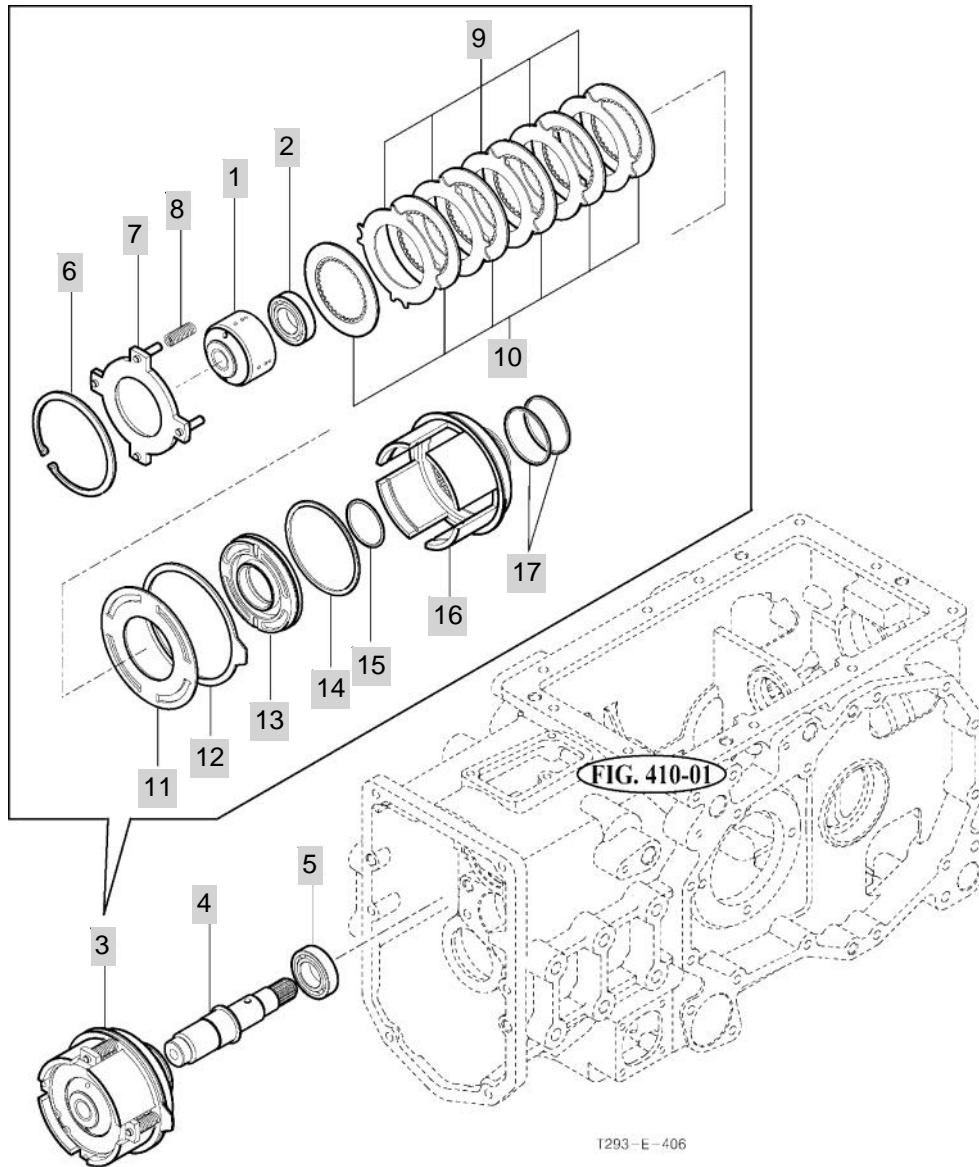
FIG 405

T293

P.T.O DRIVE SHAFT

년/월
Year/Month

2020.07



NOTE

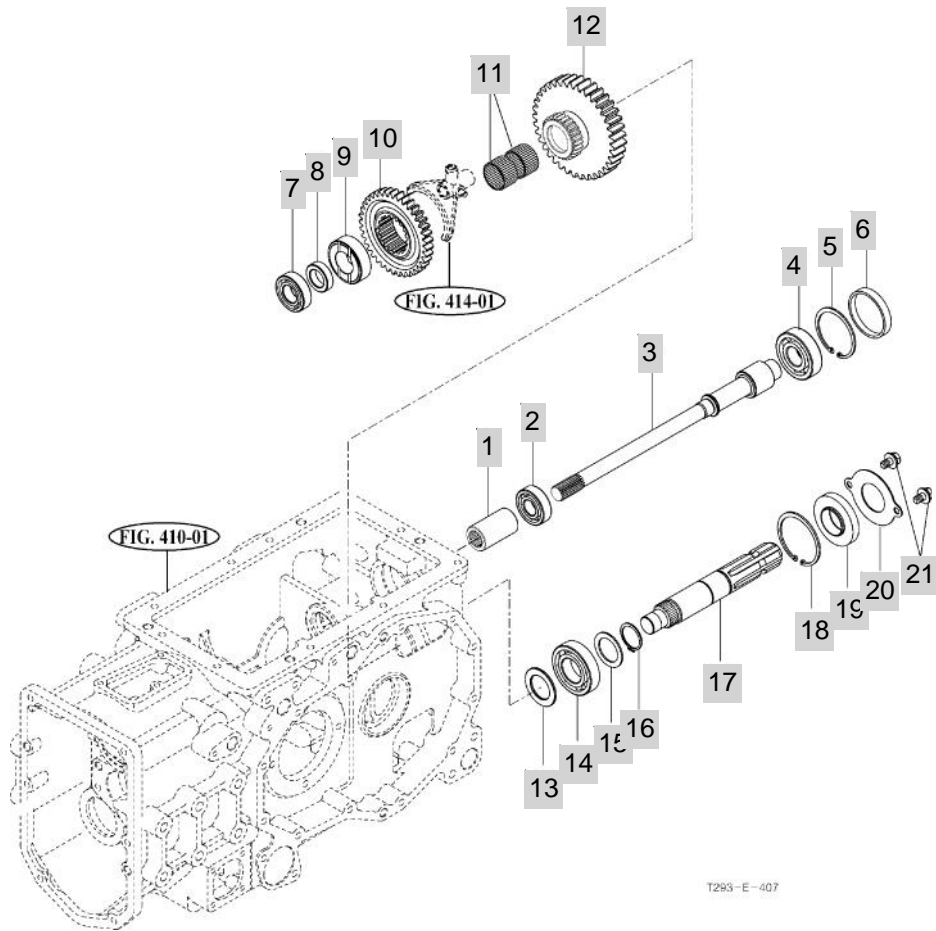
FIG 406

T293

P.T.O SHAFT

년/월
Year/Month

2020.07



T293-E-407

NOTE

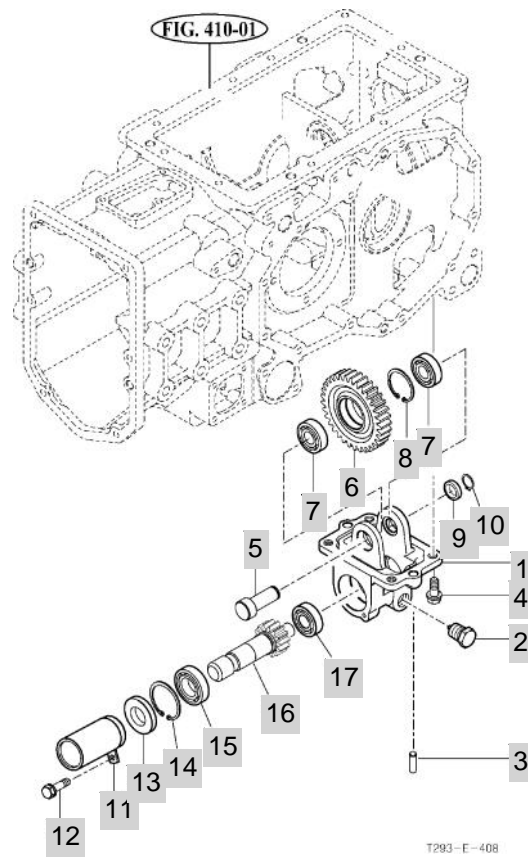
FIG 407

T293

MID P.T.O GEARS

년/월
Year/Month

2020.07



T293-E-408

NOTE

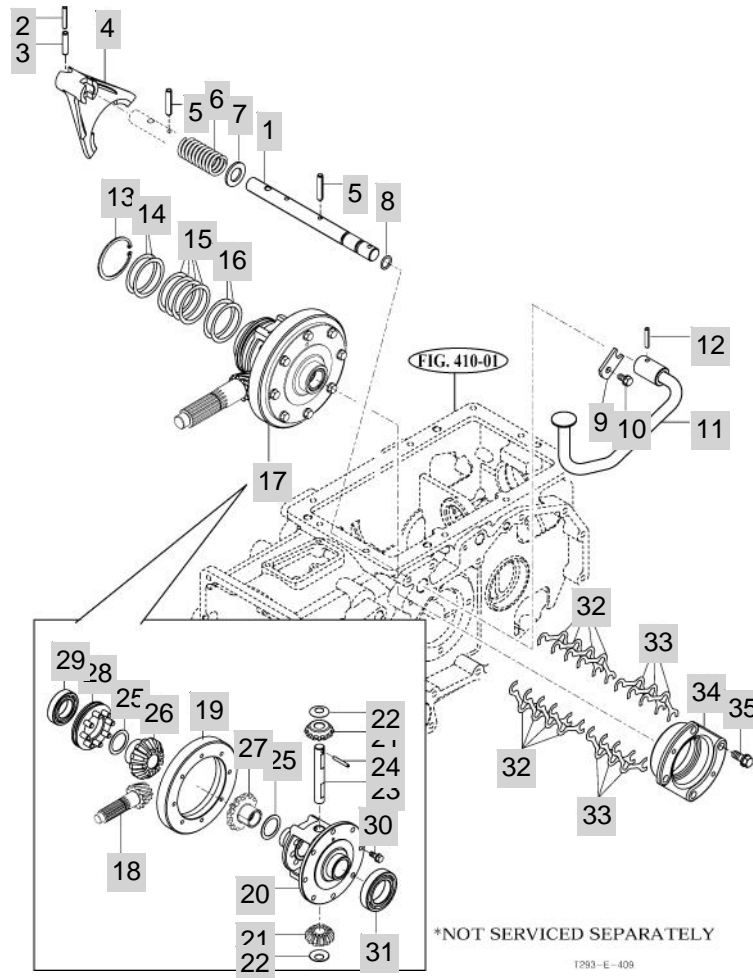
FIG 408

T293

DIFF LOCK

년/월
Year/Month

2020.07



NOTE

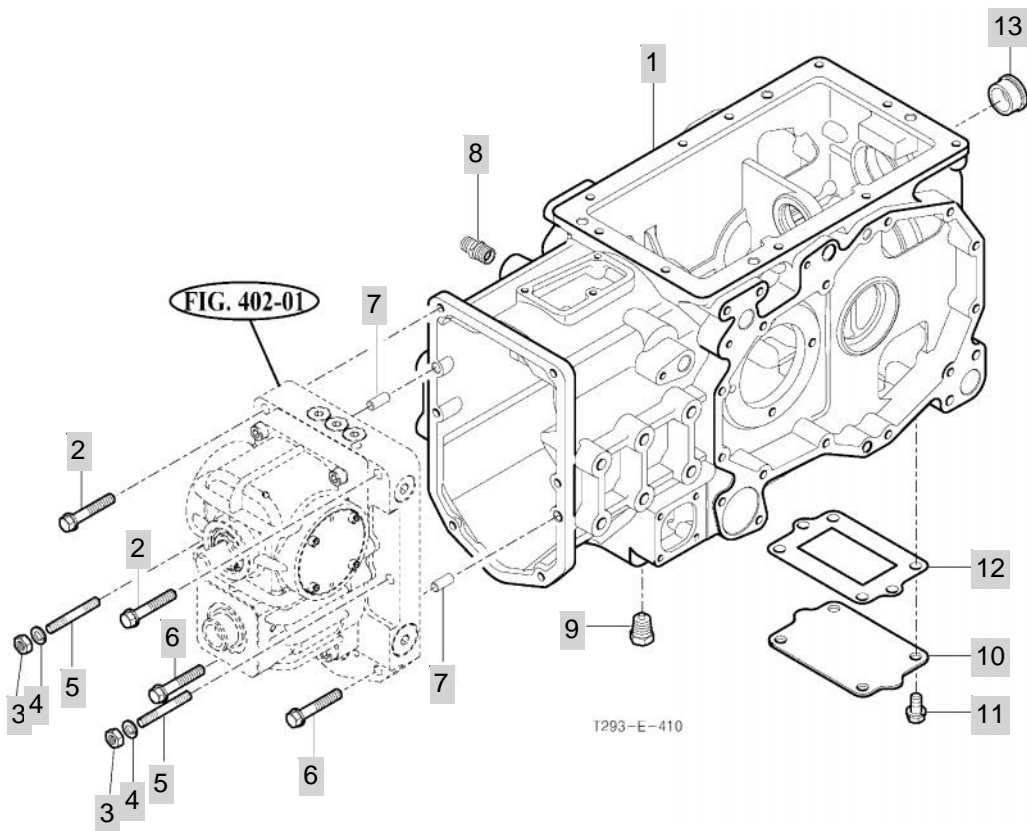
FIG 409

T293

REAR TRANSMISSION CASE

년/월
Year/Month

2020.07



NOTE

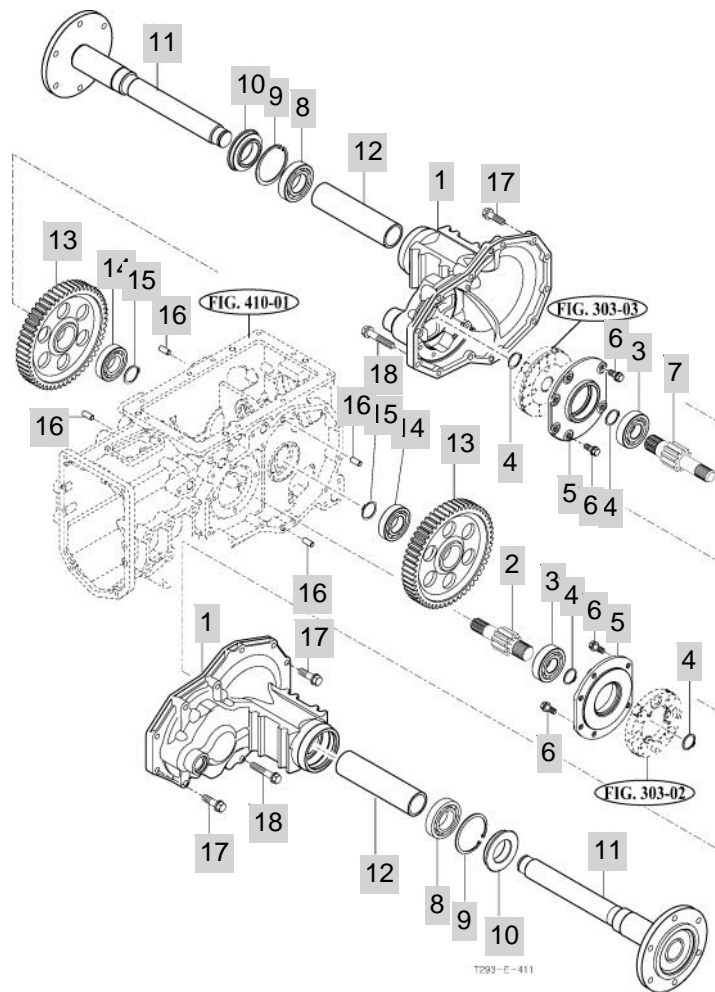
FIG 410

T293

REAR AXLE HOUSINGS

년/월
Year/Month

2020.07



T293-E-411

NOTE

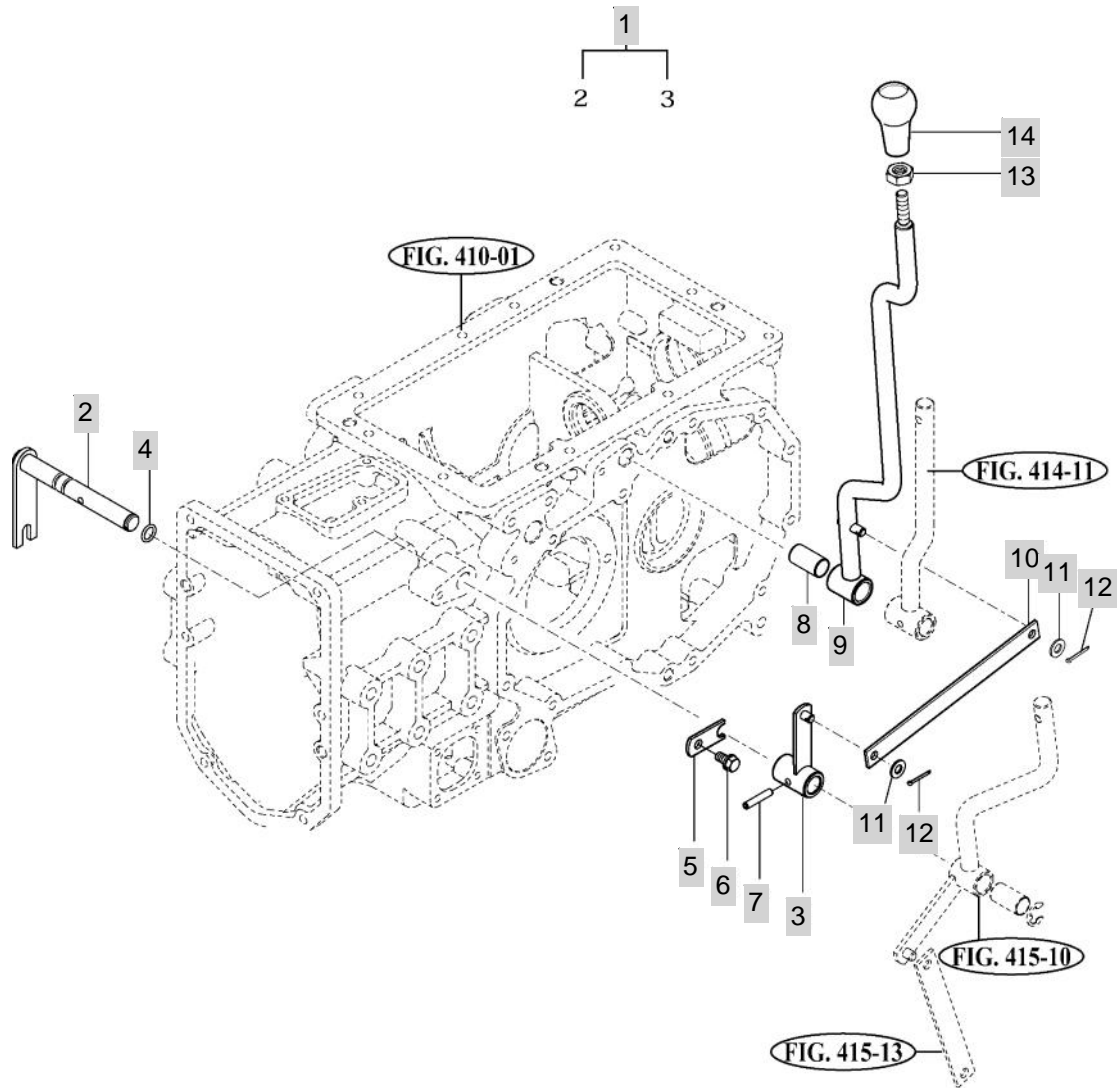
FIG 411

T293

RANGE SHIFT LEVER

년/월
Year/Month

2020.07



T293-E-413

NOTE

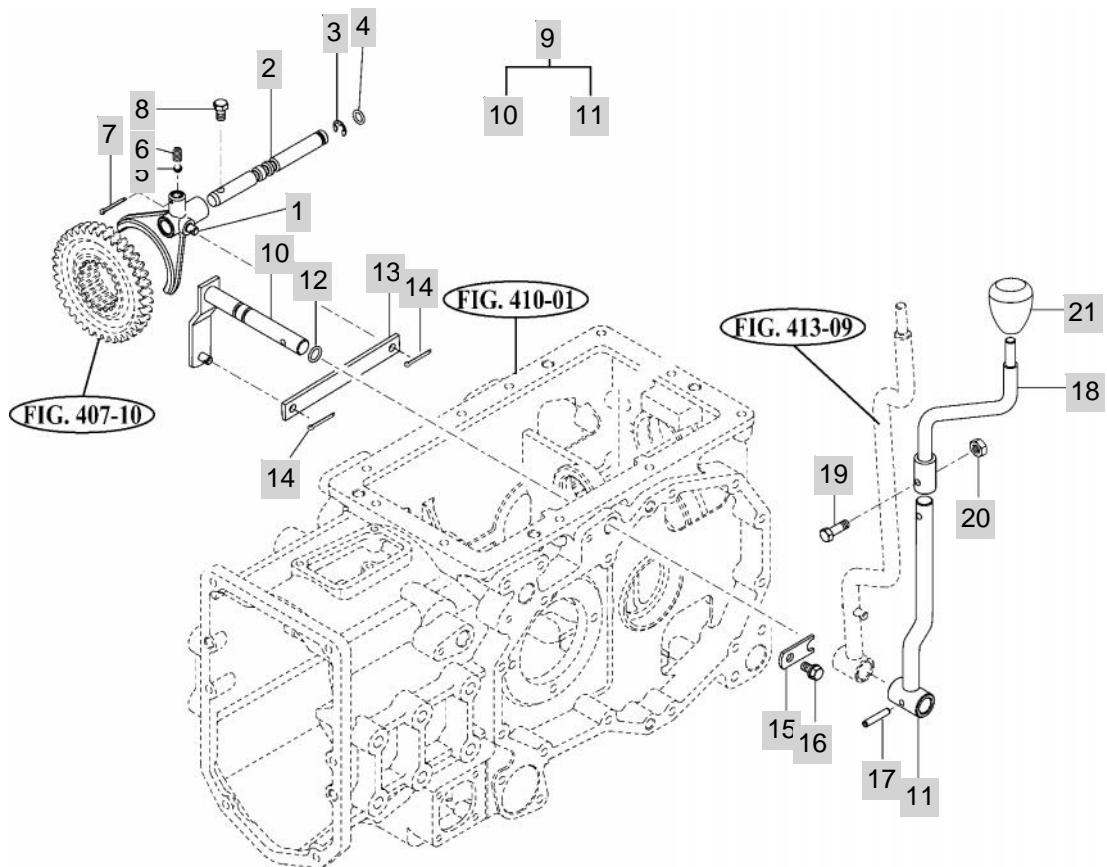
FIG 412

T293

P.T.O CHANGE LEVER

년/월
Year/Month

2020.07



T293-E-414

NOTE

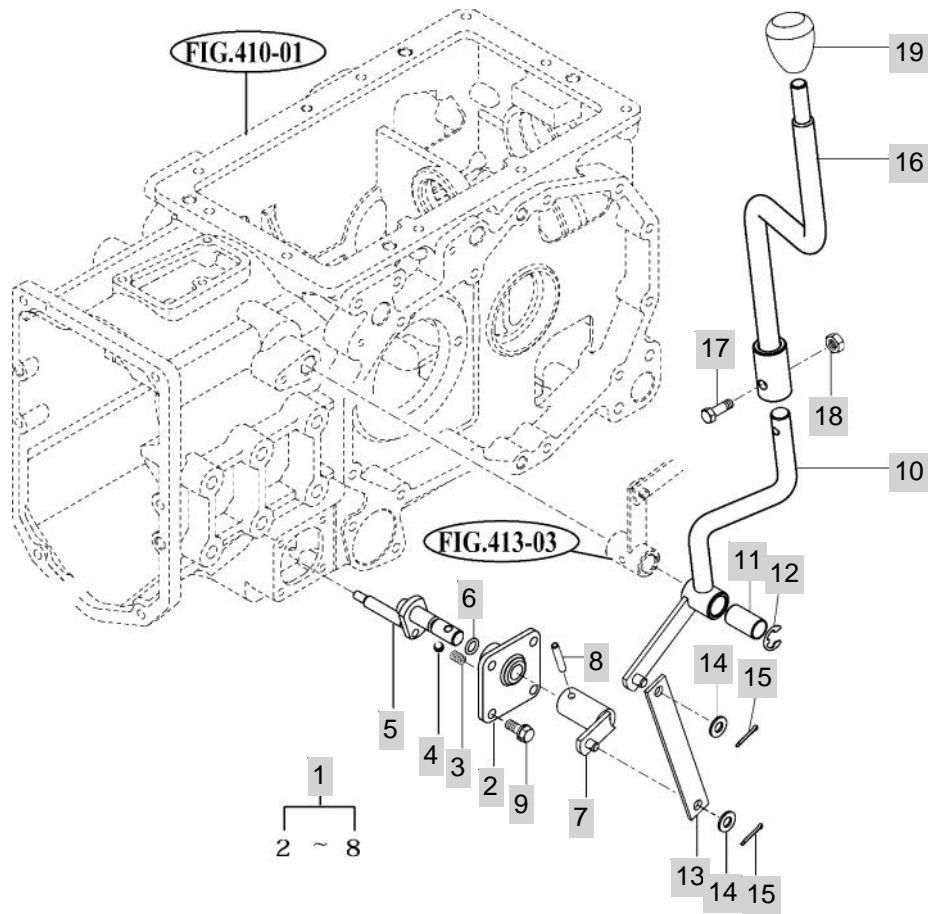
FIG 413

4WD CHANGE LEVER

년/월
Year/Month

2020.07

T293



T293-E-415

NOTE

5. FRONT AXLE,SUPPORTER & DRIVE SHAFT PART NO.
T293-E-C5

FIG 501 FRAME	159
FIG 502 FRONT DIFFERENTIAL GEARS & SHAFT	161
FIG 503 FRONT AXLE HOUSING	163
FIG 504 FRONT GEAR CASE (1)	165
FIG 505 FRONT GEAR CASE (2)	167

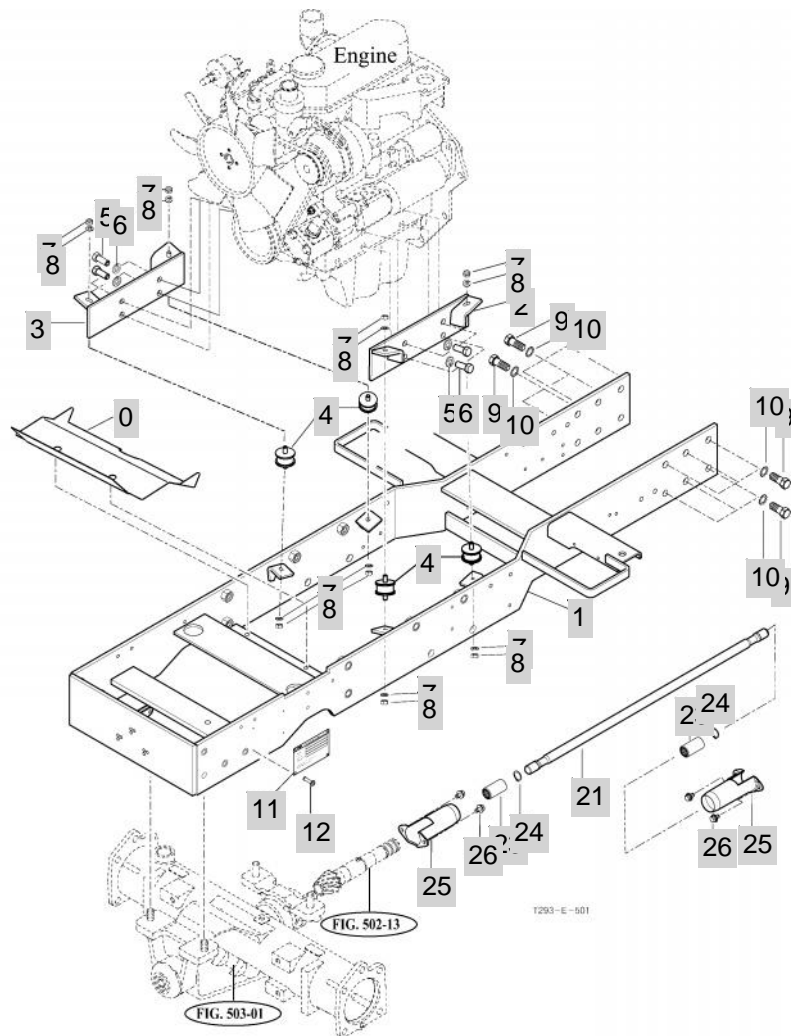
FIG 501

T293

FRAME

년/월
Year/Month

2020.07



NOTE

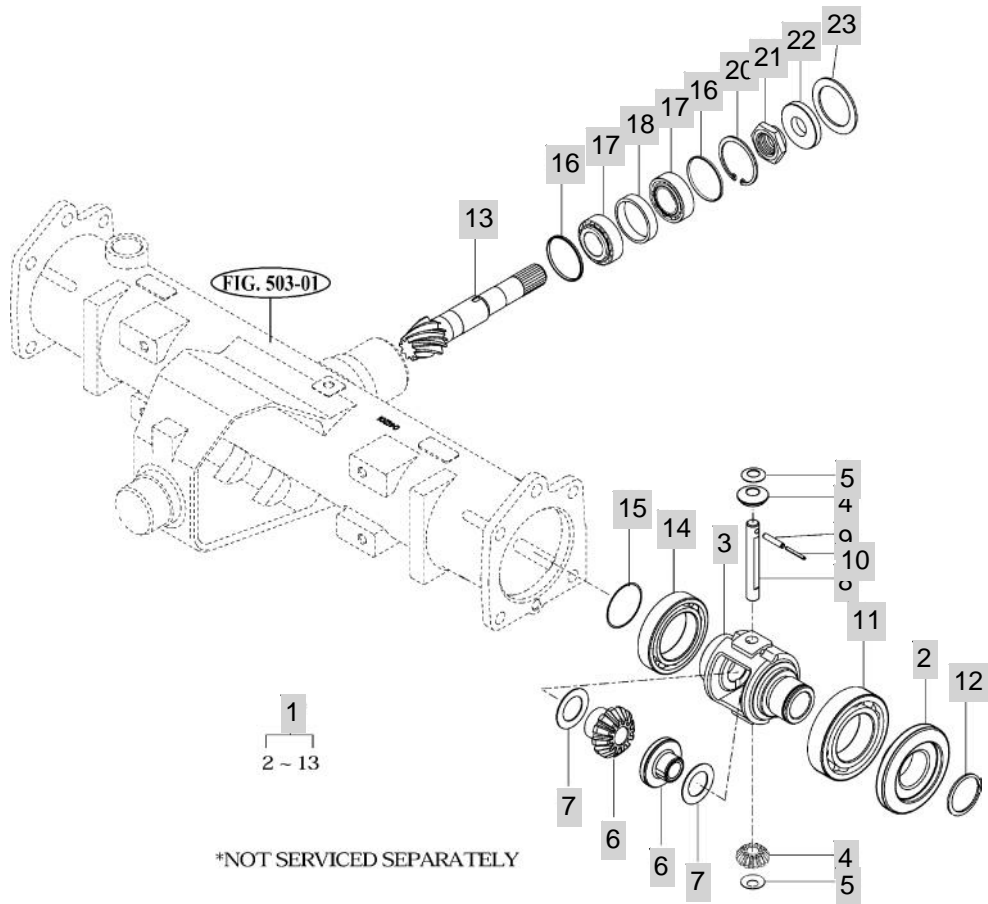
FIG 502

T293

FRONT DIFFERENTIAL GEARS & SHAFT

년/월
Year/Month

2020.07



*NOT SERVICED SEPARATELY

T293-E-502

NOTE

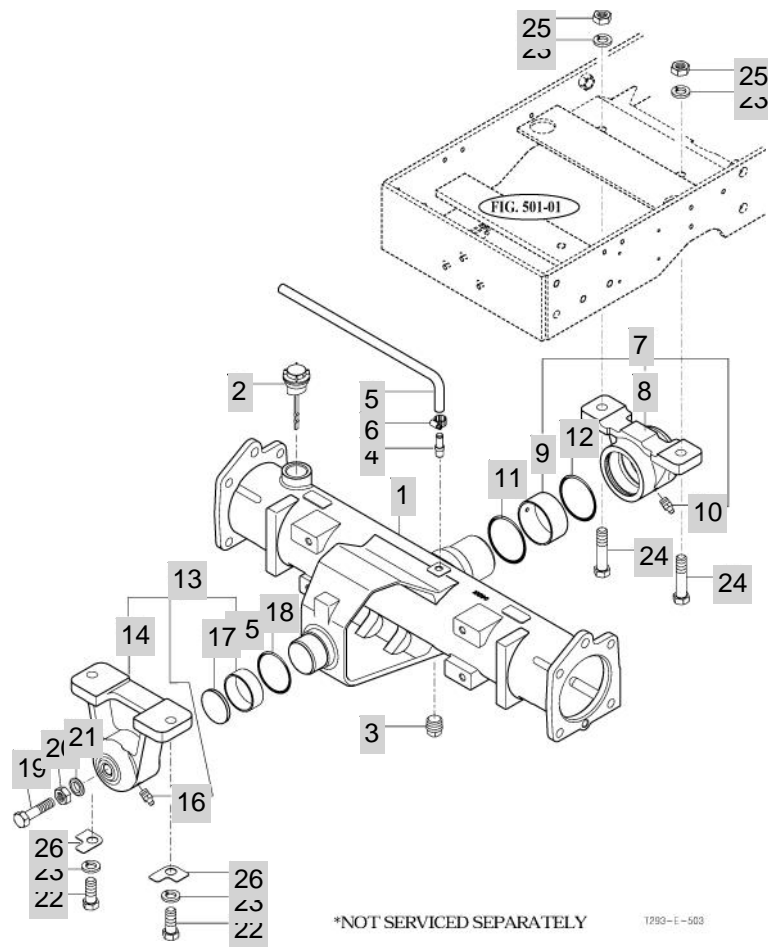
FIG 503

T293

FRONT AXLE HOUSING

년/월
Year/Month

2020.07



NOTE

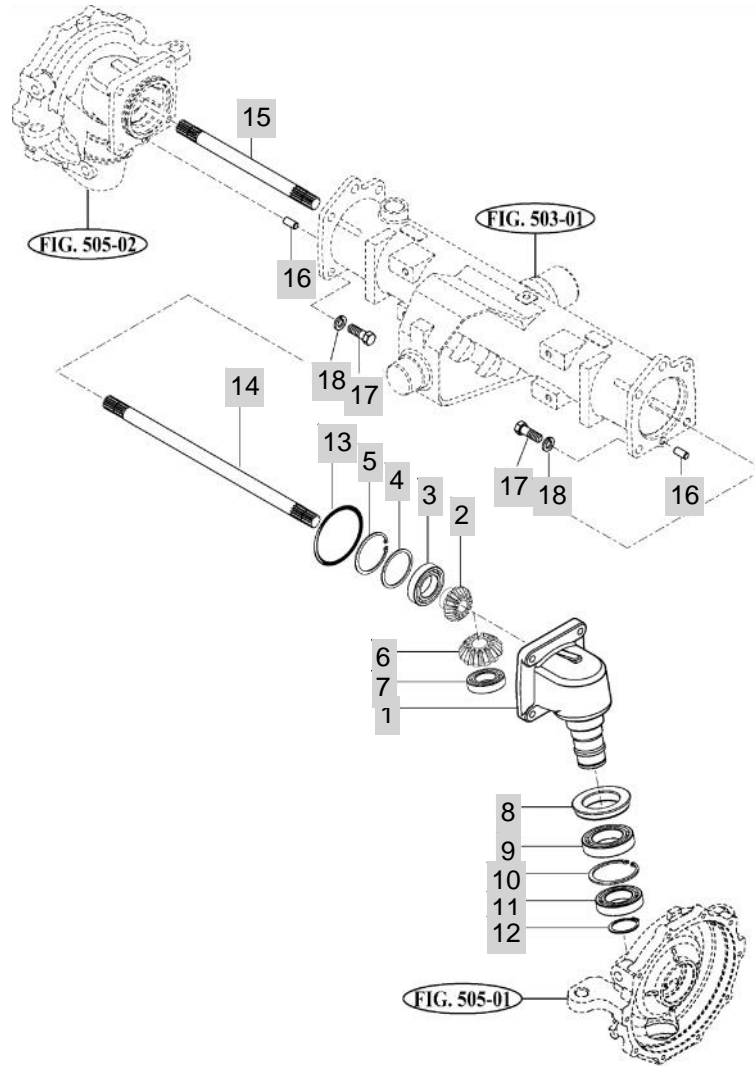
FIG 504

T293

FRONT GEAR CASE (1)

년/월
Year/Month

2020.07



T293-E-504

NOTE

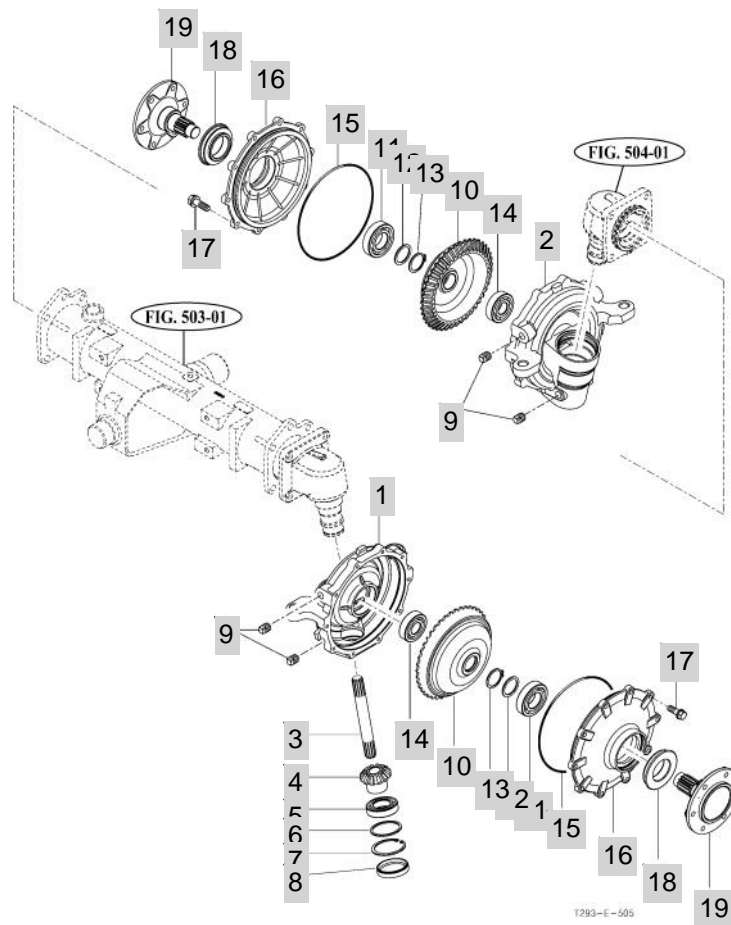
FIG 505

T293

FRONT GEAR CASE (2)

년/월
Year/Month

2020.07



T293-E-505

NOTE

6. HYDRAULICS & 3-POINT LINK PART NO. T293-E-C6

FIG 601 CYLINDER CASE	170
FIG 602 LIFT ARM	172
FIG 603 FLOW CONTROL VALVE	174
FIG 604 CONTROL VALVE LINKAGE	176
FIG 605 MAIN CONTROL VALVE	178
FIG 606 REMOTE CONTROL VALVE	180
FIG 607 POSITION LEVER LINKAGE	182
FIG 608 HYDRAULIC PUMP & GEAR PUMP	184
FIG 609 HYDRAULIC HOSE (1)	186
FIG 610 HYDRAULIC HOSE (2)	188
FIG 611 PTO VALVE	190
FIG 612 3-POINT LINKAGE	192
FIG 613 JOYSTICK LEVER	195
FIG 614 HITCH & COVER	197

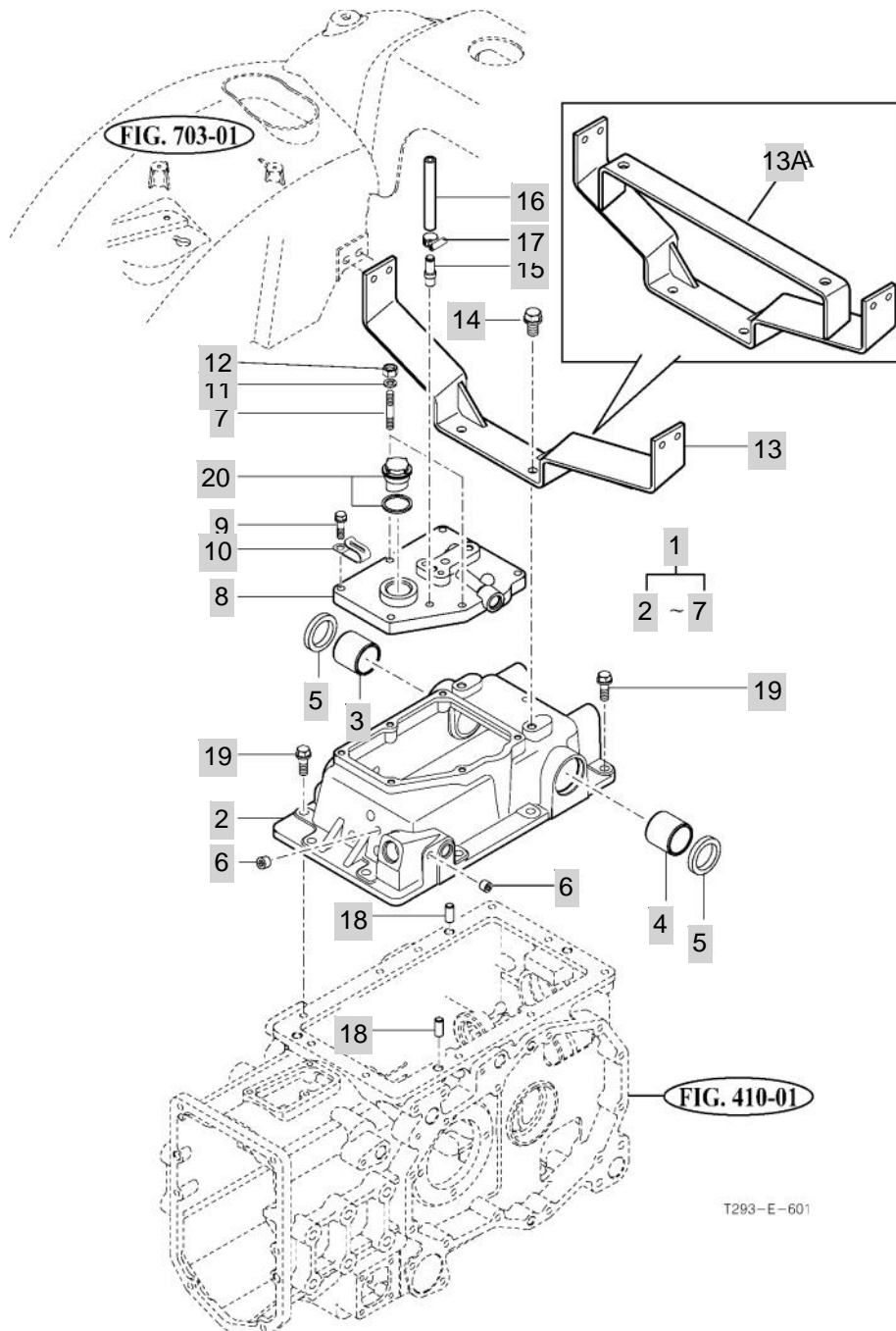
FIG 601

T293

CYLINDER CASE

년/월
Year/Month

2020.07



T293-E-601

NOTE

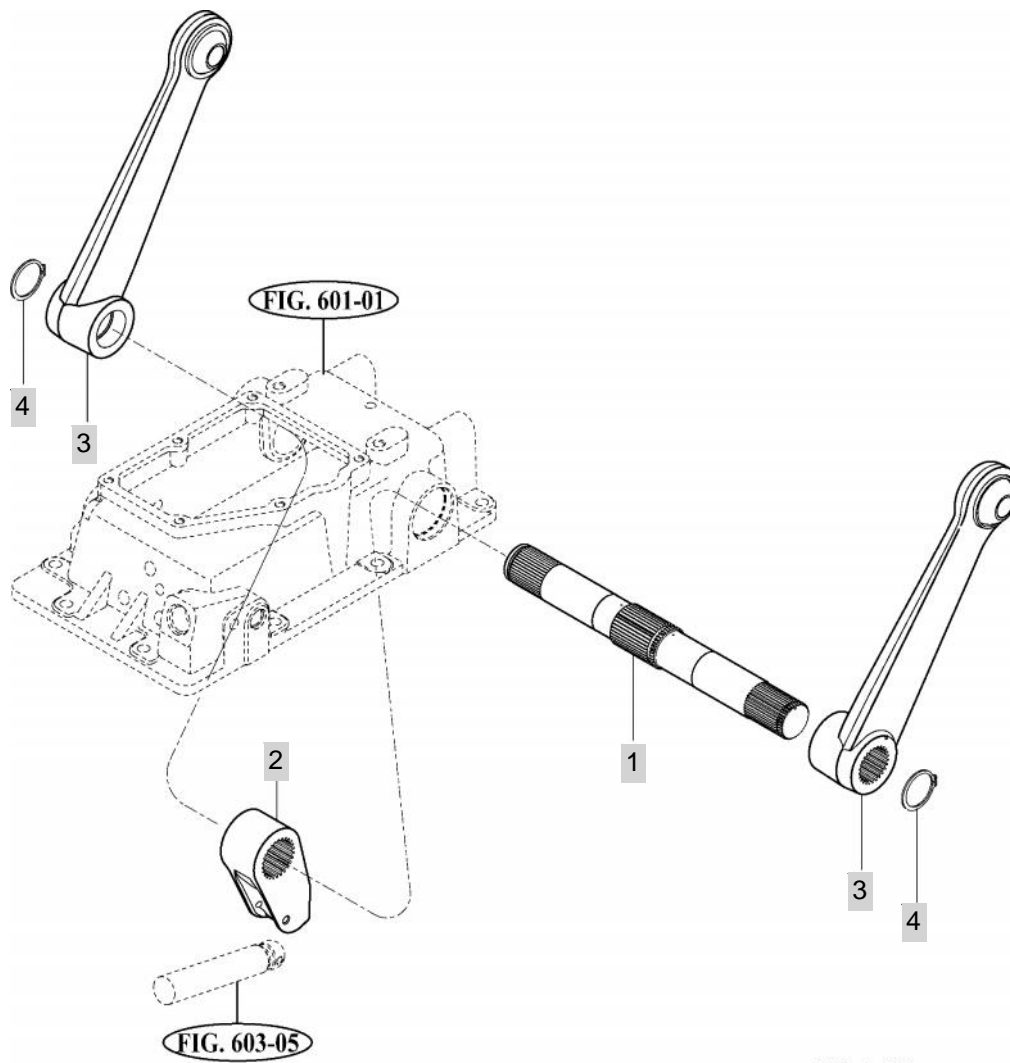
FIG 602

T293

LIFT ARM

년/월
Year/Month

2020.07



T293-E-602

NOTE

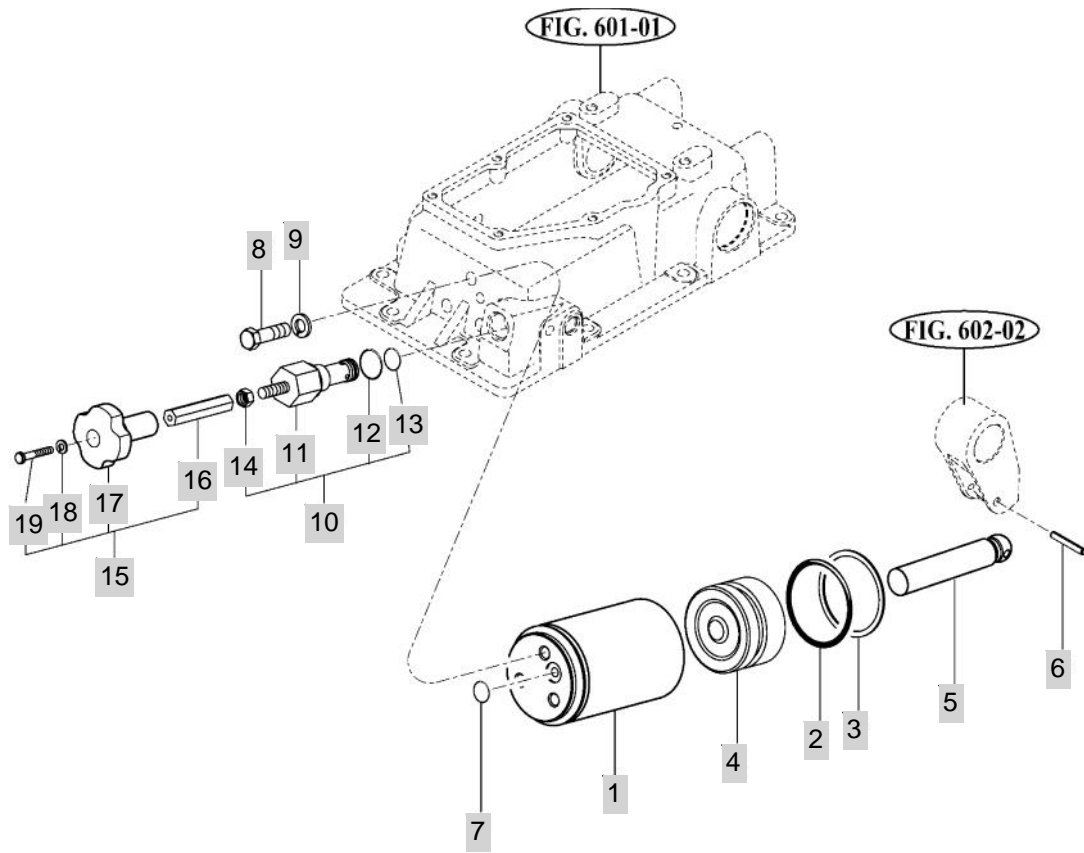
FIG 603

T293

FLOW CONTROL VALVE

년/월
Year/Month

2020.07



T293-E-603

NOTE

FIG 603		FLOW CONTROL VALVE					년/월	
							Year/Month	
T293							2020.07	
KEY NO	PART NO	DESCRIPTION	SPEC	QTY	REPAIR	EFFECTIVE DATE	REMARKS	
603	1	13155032101M	CYLINDER COMP	95X138	1			
603	2	V7201057070	O-RING , P	P70	1			
603	3	16705050060	RING	70X80X1.9	1			
603	4	16705030050M	PISTON , HYD	80X50	1			
603	5	13155030063	ROD , PISTON	(D=28)X147	1			
603	6	V5801406040	PIN , SPRING	6X40	1			
603	7	V7201024014	O-RING , P	P14	1			
603	8	V2023612045	BOLT , HEX FINE	M12X45	3			
603	9	V4011600120	WASHER , SPRING	M12	12			
603	10	13155039200	VALVE , SUB FLOW CONTROL	1X1X1	1			
603	11	15640040001	VALVE , SUB FLOW CONTROL	FVM2-002-010	1			
603	12	V7201124022	O-RING , P	P22	1			
603	13	V7201124016	O-RING , P	P16	1			
603	14	V3042600100	NUT , HEX/2	M10	1	20081001		
603	15	13156073300	VALVE ASSY , SLOW RETURN	1X1X1	1			
603	16	16705030030	SHAFT , SLOW RETURN(76)	육각B=14	1			
603	17	15605070070	KNOB , SLOW RETURN		1			
603	18	V4011600060	WASHER , SPRING	M6	4	20040901		
603	19	V1112606040	SCREW , C/R PAN	M6X40	1			
NOTE								

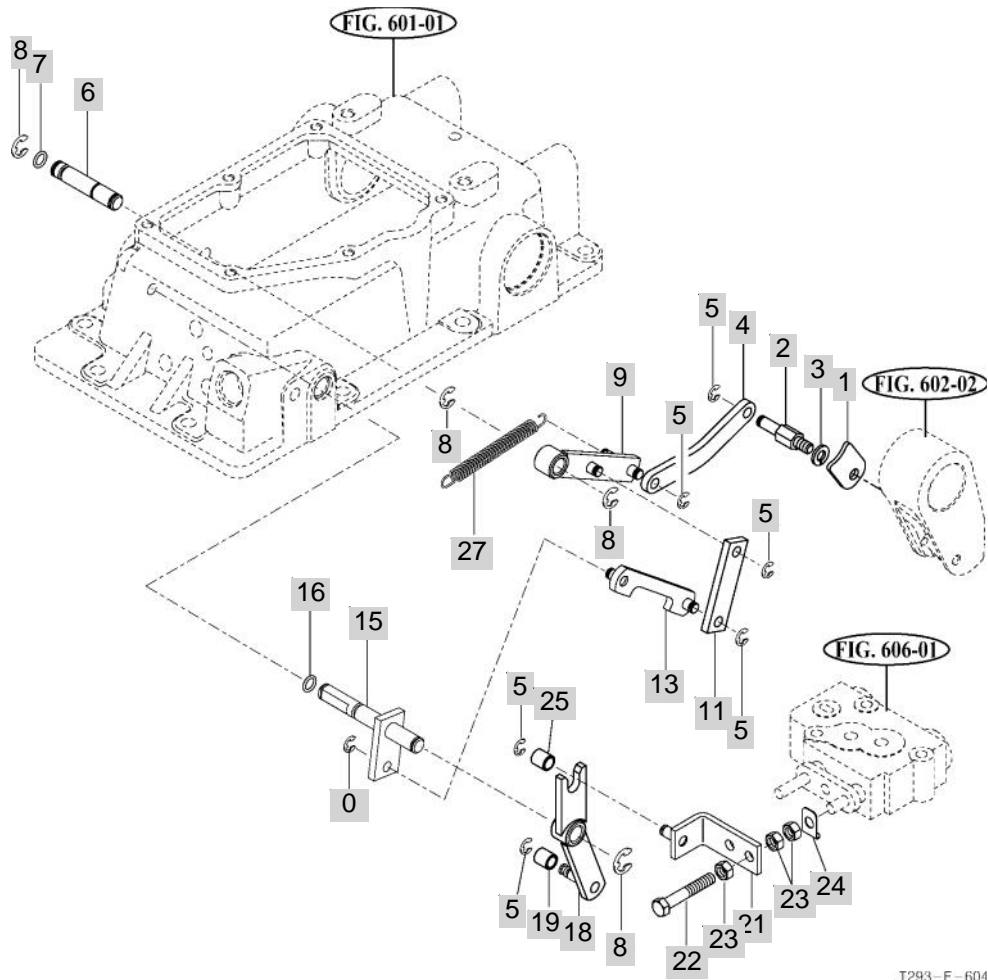
FIG 604

T293

CONTROL VALVE LINKAGE

년/월
Year/Month

2020.07



T293-E-604

NOTE

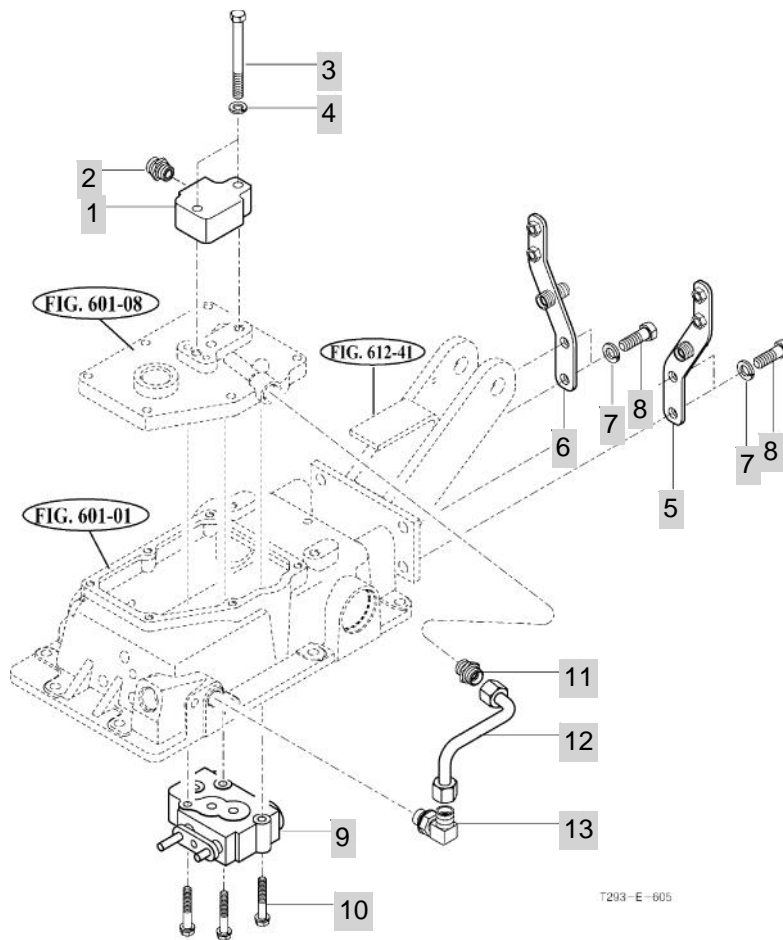
FIG 605

T293

MAIN CONTROL VALVE

년/월
Year/Month

2020.07



T293-E-605

NOTE

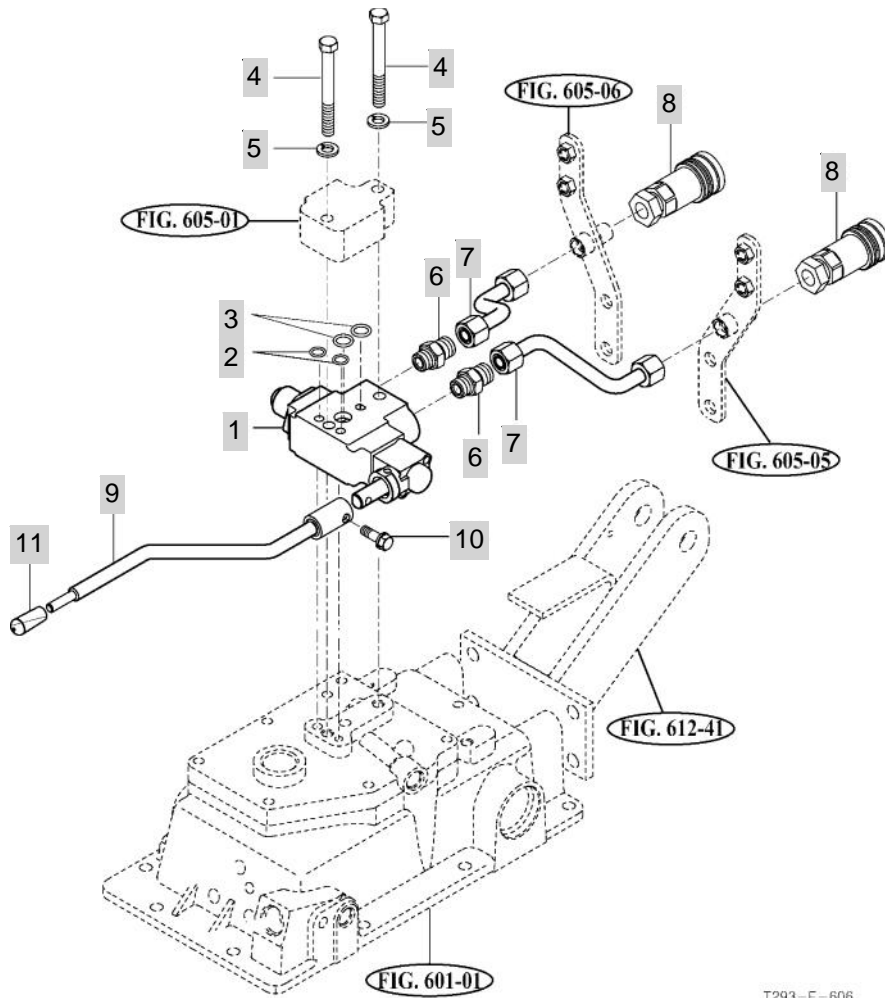
FIG 606

T293

REMOTE CONTROL VALVE

년/월
Year/Month

2020.07



T293-E-606

NOTE

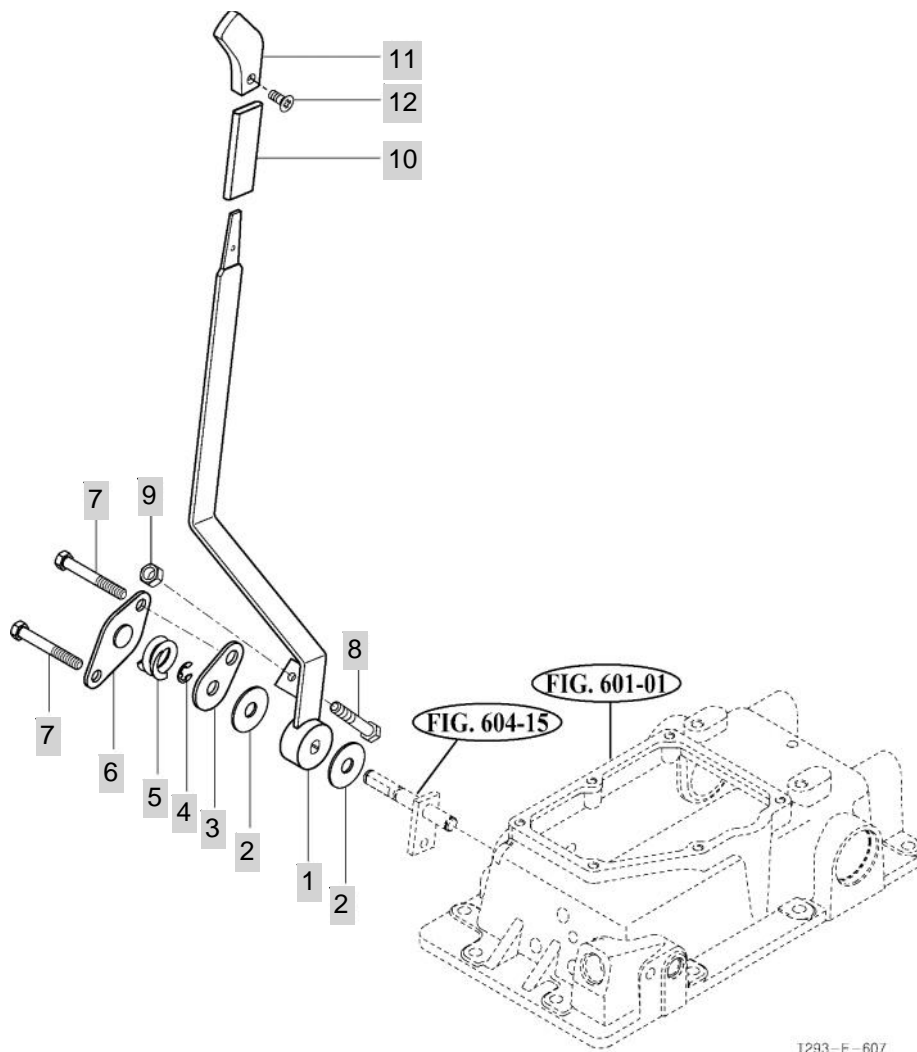
FIG 607

T293

POSITION LEVER LINKAGE

년/월
Year/Month

2020.07



T293-E-607

NOTE

FIG 607 T293		POSITION LEVER LINKAGE					년/월 Year/Month	
							2020.07	
KEY NO	PART NO	DESCRIPTION	SPEC	QTY	REPAIR	EFFECTIVE DATE	REMARKS	
607	1	13155062102	LEVER COMP , POSITION	165X430X20	1			
607	2	17995070211	PLATE , FRICTION	13X40X2T	2			
607	3	17995070200	PLATE , A	3.2TX40X62	1			
607	4	V7081400090	E-RING	9	1	20040501		
607	5	17995070180	SPRING	33X23	1			
607	6	17995070170	PLATE , D	3.2TX90X50	1			
607	7	V2013610060	BOLT , HEX	M10X60	2			
607	8	V2013608050	BOLT , HEX	M8X50	1			
607	9	V2183608020	BOLT , HEX/SP	M8X20	4	20081201		
607	10	15603160025	TUBE , STRAIGHT 80		0	20110321		
607	11	15605110054	GRIP , 3X17X97	9.5X9.7X5.3	1			
607	12	V1122605012	SCREW , C/R FLAT	M5X12	1			
NOTE								

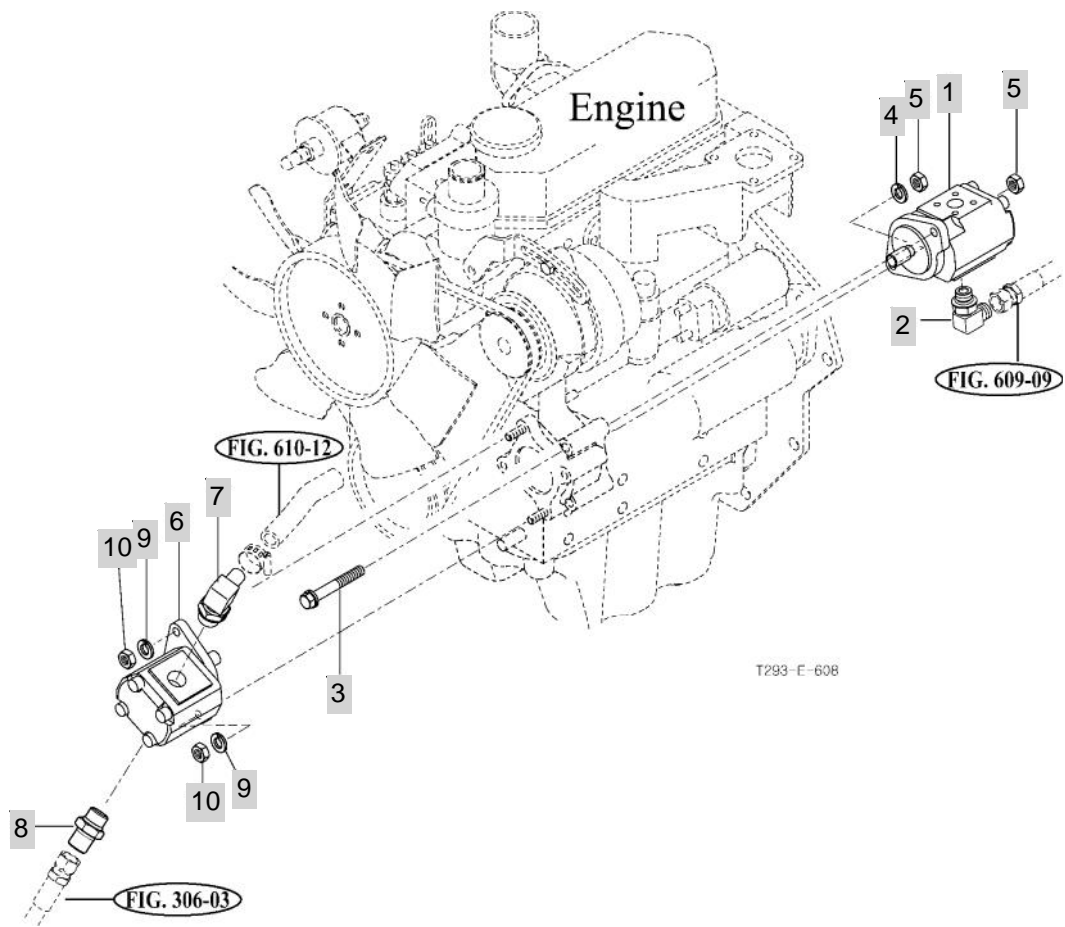
FIG 608

T293

HYDRAULIC PUMP & GEAR PUMP

년/월
Year/Month

2020.07



NOTE

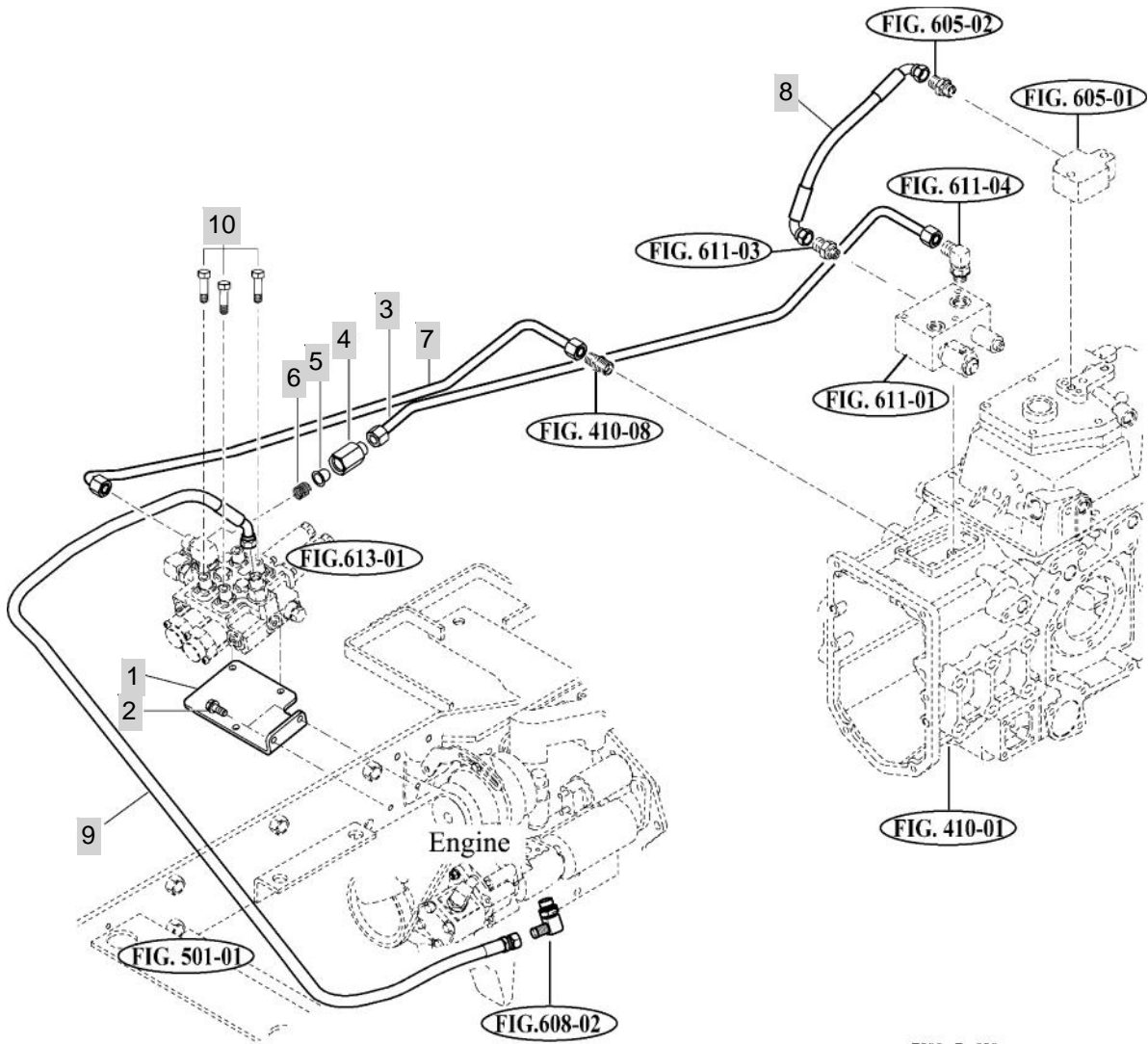
FIG 609

T293

HYDRAULIC HOSE (1)

년/월
Year/Month

2020.07



T293-E-609

NOTE

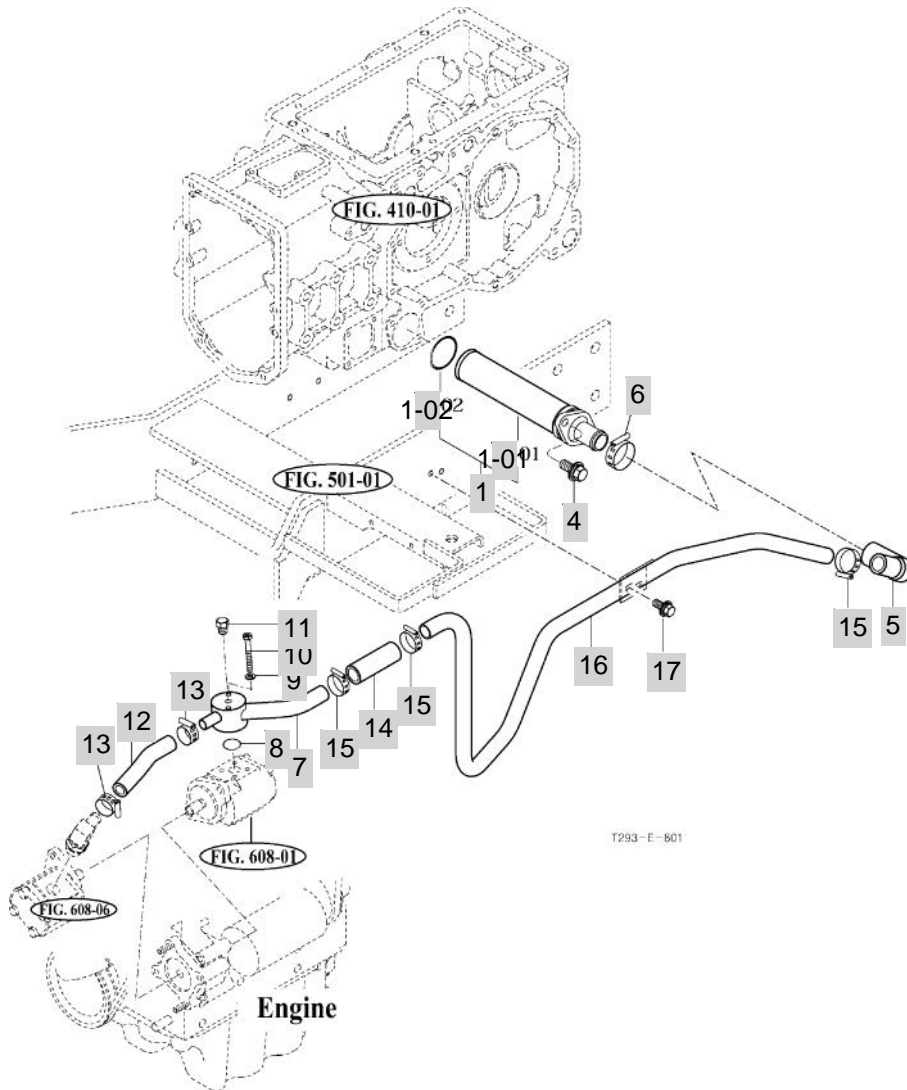
FIG 610

T293

HYDRAULIC HOSE (2)

년/월
Year/Month

2020.07



NOTE

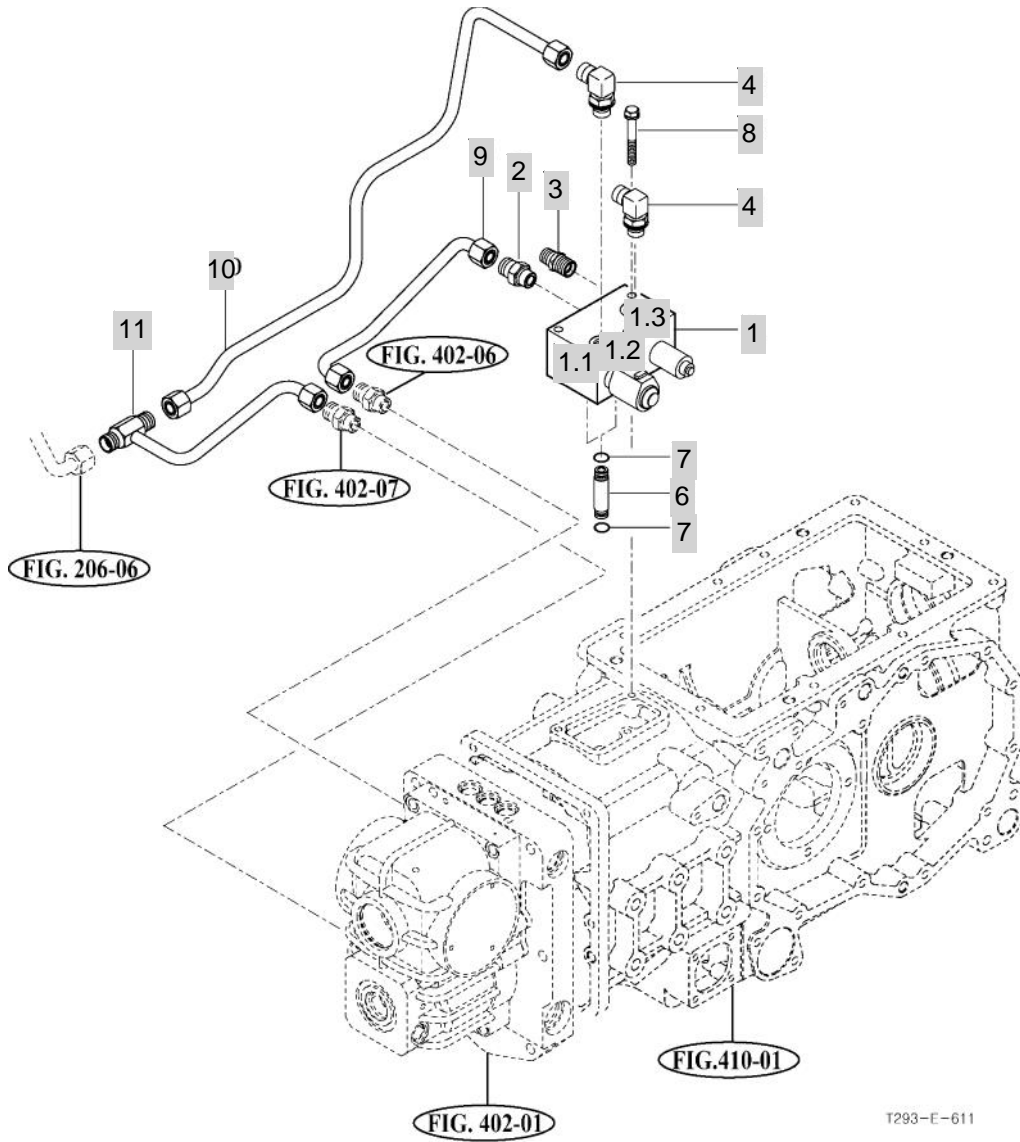
FIG 611

T293

PTO VALVE

년/월
Year/Month

2020.07



T293-E-611

NOTE

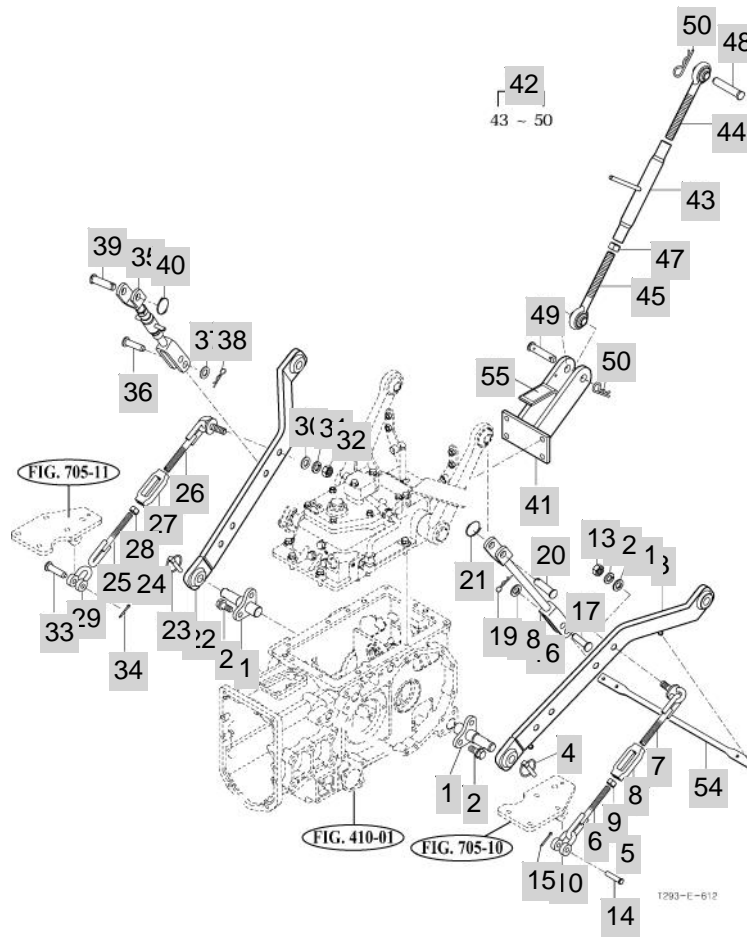
FIG 612

T293

3-POINT LINKAGE

년/월
Year/Month

2020.07



NOTE

FIG 612		3-POINT LINKAGE					년/월 Year/Month		
							2020.07		
T293		KEY NO	PART NO	DESCRIPTION	SPEC	QTY	REPAIR	EFFECTIVE DATE	REMARKS
612	1	13155205100	PIN COMP, 115	82X115X50	2				
612	2	V2173612030	BOLT , HEX/S	M12X30	4				
612	3	13155202202	LOWER LINK COMP , LH	95X740X50	1			20060401	
612	4	14215020020	PIN , LINK		0			20060401	
612	5	13155202501	CHAIN ASSY , CHECK	1X1X1	1				
612	6	14585142600	CHAIN COMP , RH CHECK	10X180X34	1				
612	7	14725142700	CHAIN COMP , LH CHECK	72X175X34	1				
612	8	13155202511	TURNBUCKLE	D20X44X104	1				
612	9	V3042600140	NUT , HEX/2	M14	1				
612	10	16705142520	SHACKLE , CHECK CHAIN	1X1X1	1			20060922	
612	11	13016400010	SEAL , BATTERY BRACKET	T=0.25	1			20111130	
612	12	V4011600160	WASHER , SPRING	M16	3			20081226	
612	13	V3013600160	NUT , HEX/2	M16	1			20040101	
612	14	79636110030	PIN , 12X48	D=12	1			20040101	
612	15	V5001930020	PIN , SPLIT	3X20	1			20040101	
612	16	13155202401	LIFT ROD COMP , LH	450X60X47	1			20060401	
612	17	79636130050	PIN , 16X60	D=16	1			20040101	
612	18	13016400010	SEAL , BATTERY BRACKET	T=0.25	1			20111130	
612	19	13059310030	PIN	D=2.3	1			20060609	
612	20	16705020050	PIN , 19X69	19X75X26	1				
612	21	16735240060	Spring	D48	1			20030401	
612	22	13155203102	LOWER LINK COMP , RH	1X1X1	1			20060401	
612	23	14215020020	PIN , LINK		0			20060401	
612	24	13155202501	CHAIN ASSY , CHECK	1X1X1	1				
612	25	14585142600	CHAIN COMP , RH CHECK	10X180X34	1				
612	26	14725142700	CHAIN COMP , LH CHECK	72X175X34	1				
612	27	13155202511	TURNBUCKLE	D20X44X104	1				
612	28	V3042600140	NUT , HEX/2	M14	1				
612	29	16705142520	SHACKLE , CHECK CHAIN	1X1X1	1			20060922	
612	30	13016400010	SEAL , BATTERY BRACKET	T=0.25	1			20111130	
612	31	V4011600160	WASHER , SPRING	M16	3			20081226	
612	32	V3013600160	NUT , HEX/2	M16	1			20040101	
612	33	79636110030	PIN , 12X48	D=12	1			20040101	
612	34	V5001930020	PIN , SPLIT	3X20	1			20040101	
612	35	13155203201	LIFT ROD ASSY , RH	1X1X1	1			20060401	
612	36	79636130050	PIN , 16X60	D=16	1			20040101	
612	37	13016400010	SEAL , BATTERY BRACKET	T=0.25	1			20111130	
612	38	13059310030	PIN	D=2.3	1			20060609	
612	39	16705020050	PIN , 19X69	19X75X26	1				
612	40	16735240060	Spring	D48	1			20030401	
612	41	13155204104	BRACKET COMP, TOP LINK	144X245X150	1				
612	42	13155206003	TOP LINK ASSY	1X1X1	1			20130226	
612	43	13155206111	TURN BUCKLE	31.8X4.5	1				
612	44	13155206121	JOINT , LH	1X1X1	1				
612	45	13155206131	JOINT , RH	1X1X1	1				
NOTE									

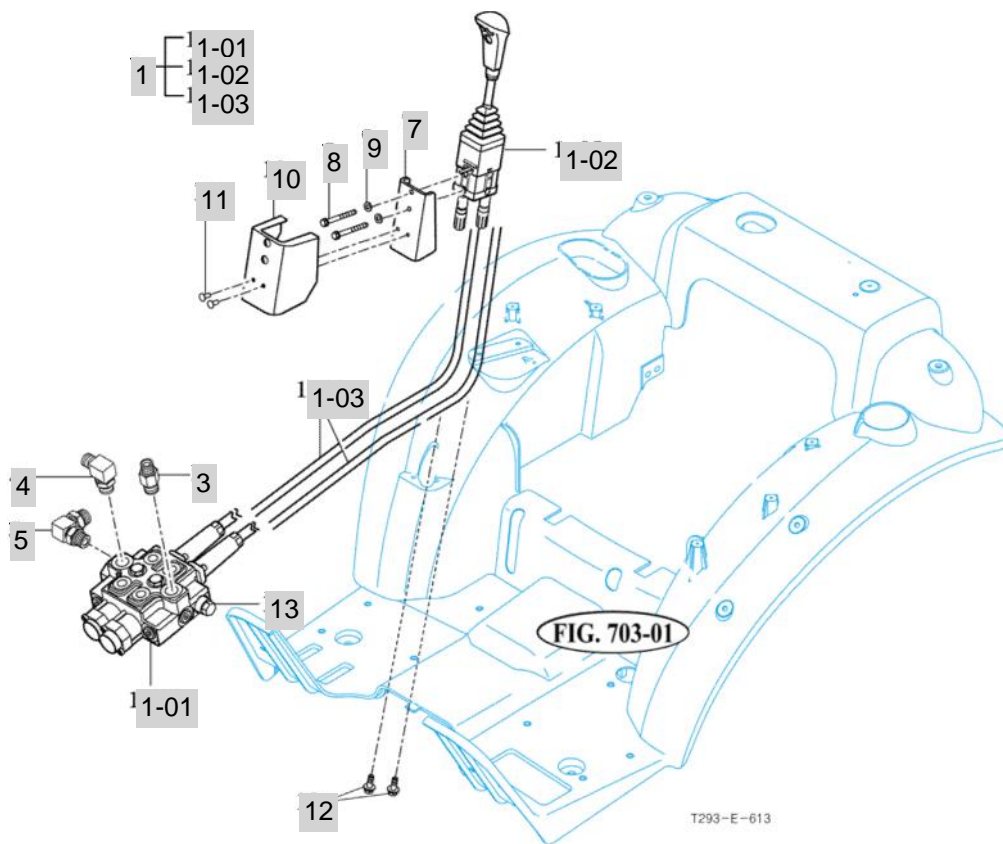
FIG 613

T293

JOYSTICK LEVER

년/월
Year/Month

2020.07



NOTE

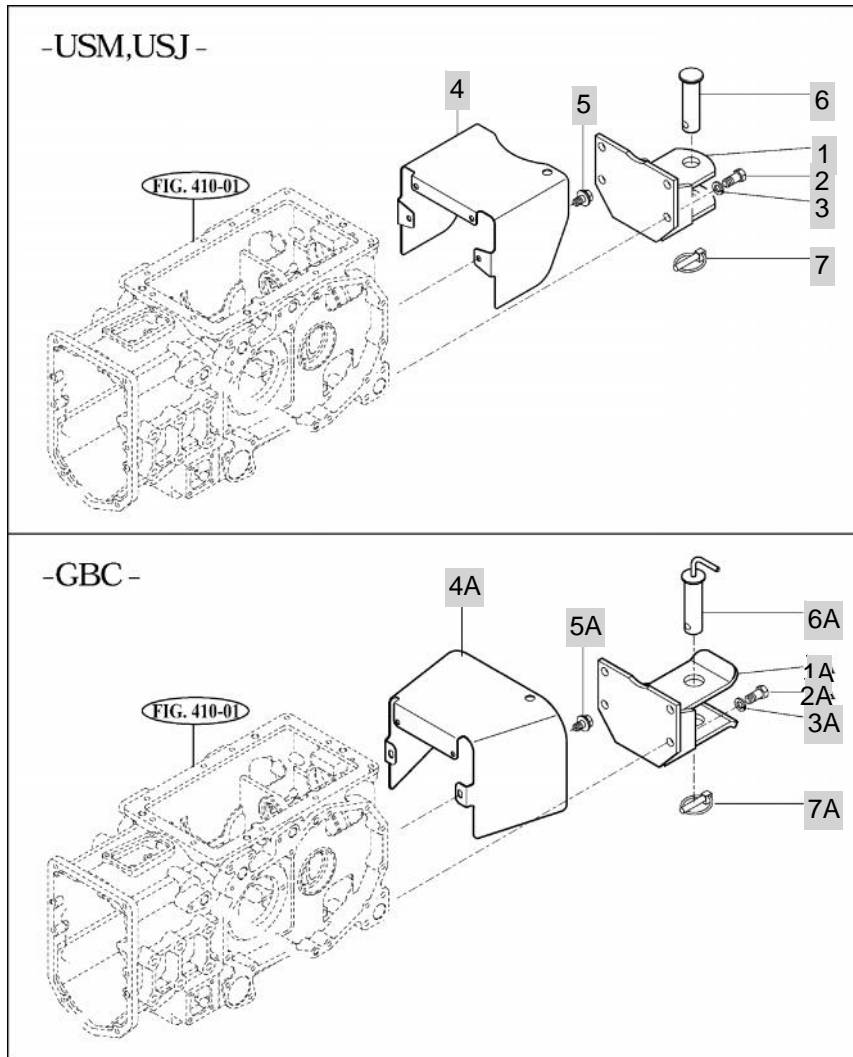
FIG 614

T293

HITCH & COVER

년/월
Year/Month

2020.07



T293-E-614

NOTE

7. SHEET METAL & CABIN PART NO. T293-E-C7

FIG 701(1 BONNET	200
FIG 701(2 BONNET	202
FIG 702 DASH PANEL	204
FIG 703 FLOOR	206
FIG 704 SEAT	208
FIG 705 ROPS	210
FIG 706 FRONT & REAR MOUNTING	212
FIG 707A SEAL FLOOR	214
FIG 707B SEAL FLOOR	216
FIG 708 CAB FRAME & DOOR	218
FIG 709 FRONT GLASS	220
FIG 710 SIDE & REAR GLASS	222
FIG 711 ROOF	224
FIG 712 HEATER	226
FIG 713 INTERLOR PART	228

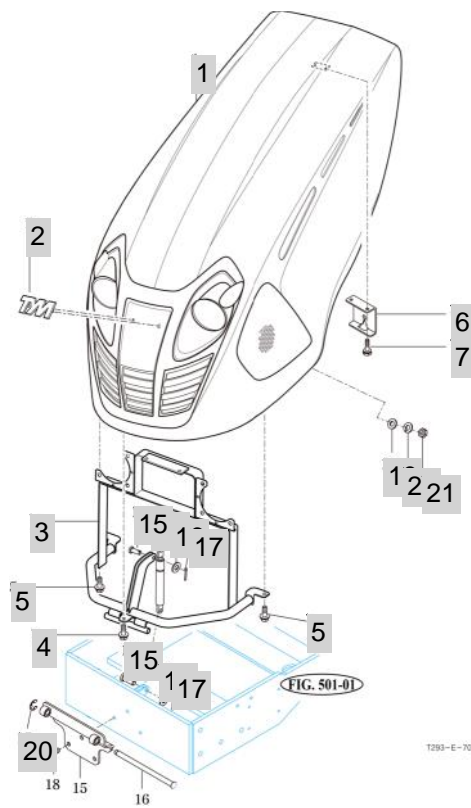
FIG 701(1)

T293

BONNET

년/월
Year/Month

2020.07



T293-E-701

NOTE

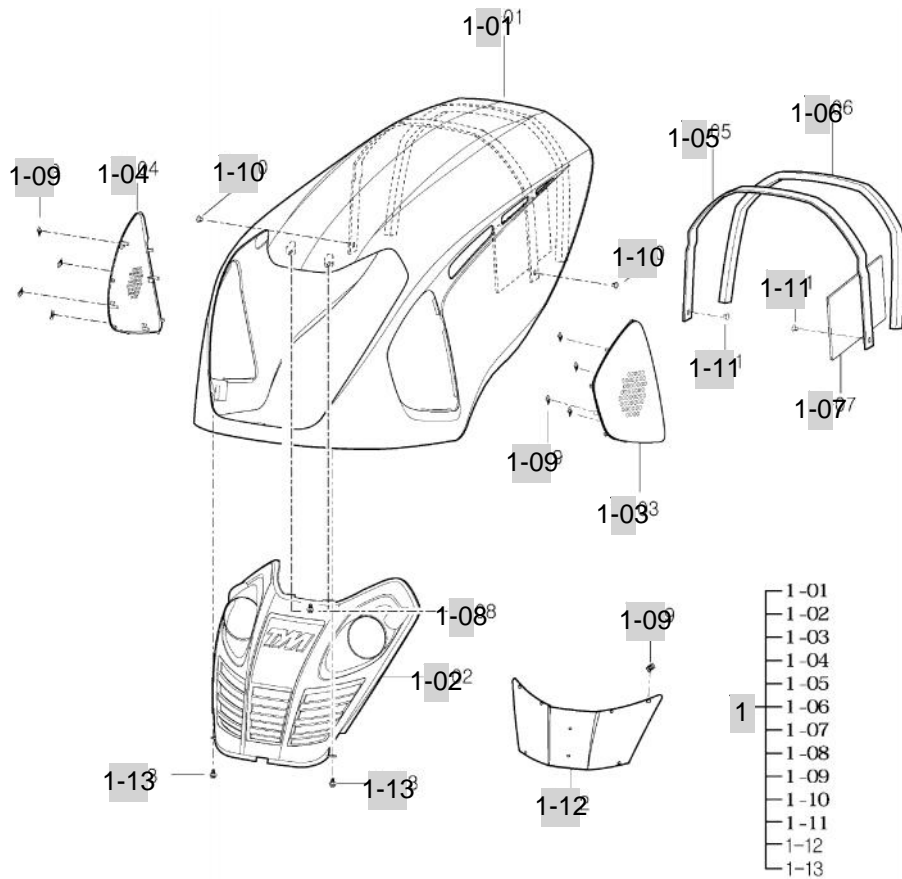
FIG 701(2)

T293

BONNET

년/월
Year/Month

2020.07



T293-E-701B

NOTE

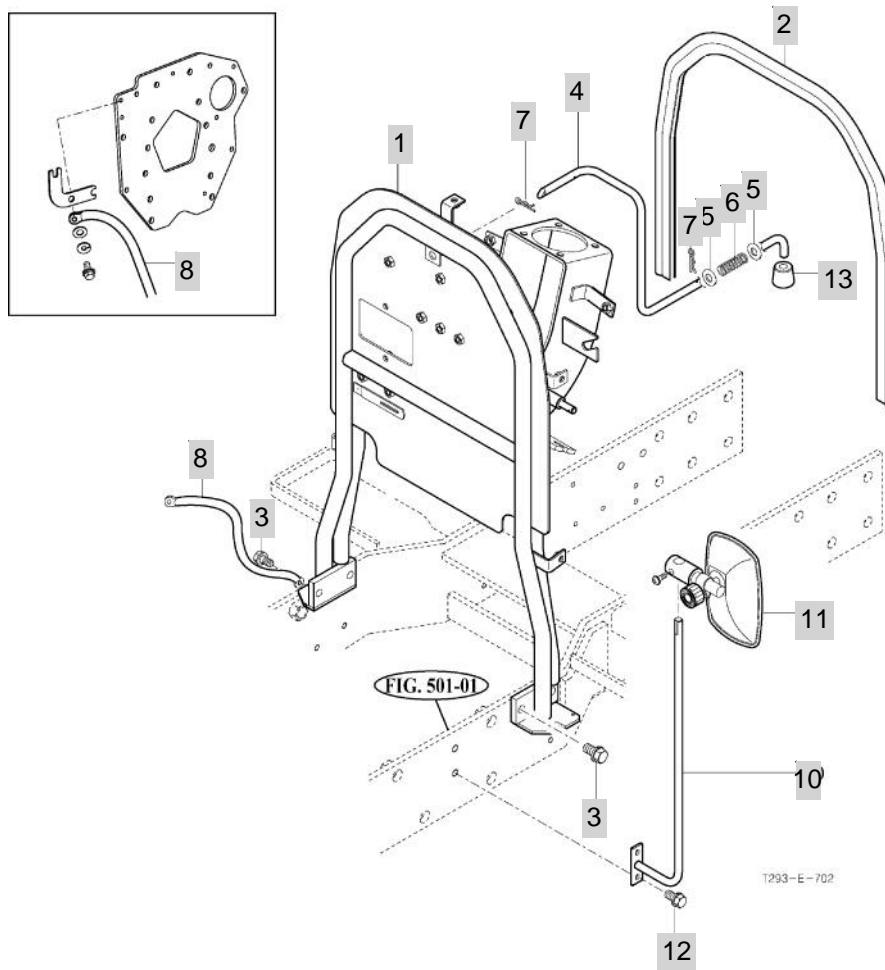
FIG 702

T293

DASH PANEL

년/월
Year/Month

2020.07



NOTE

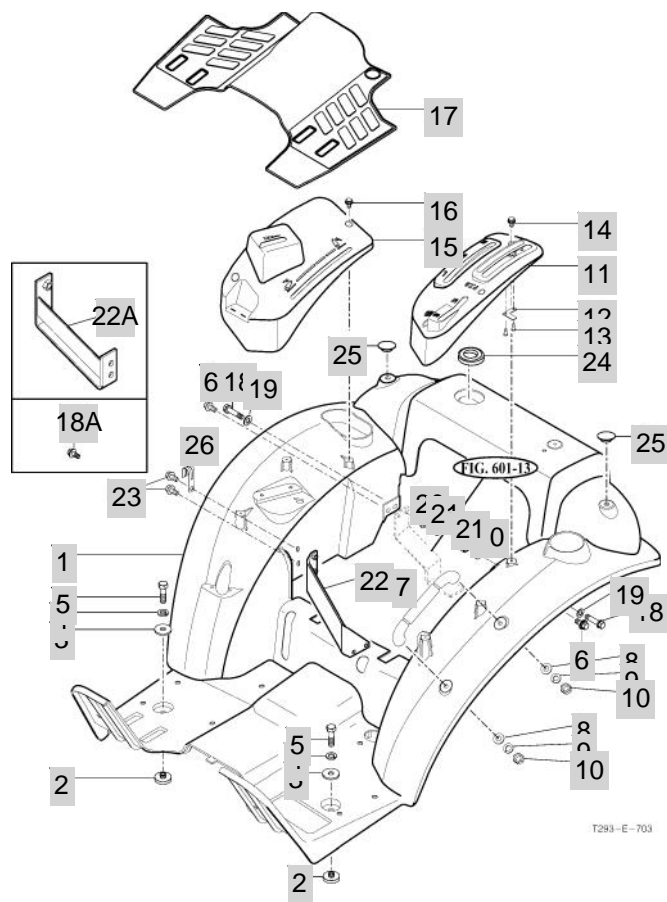
FIG 703

T293

FLOOR

년/월
Year/Month

2020.07



NOTE

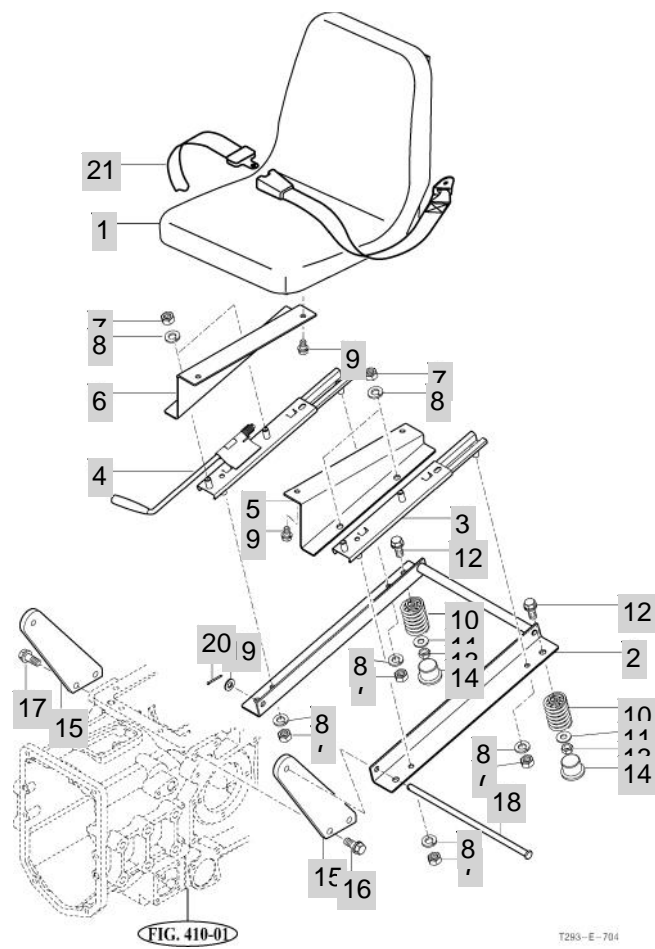
FIG 704

T293

SEAT

년/월
Year/Month

2020.07



NOTE

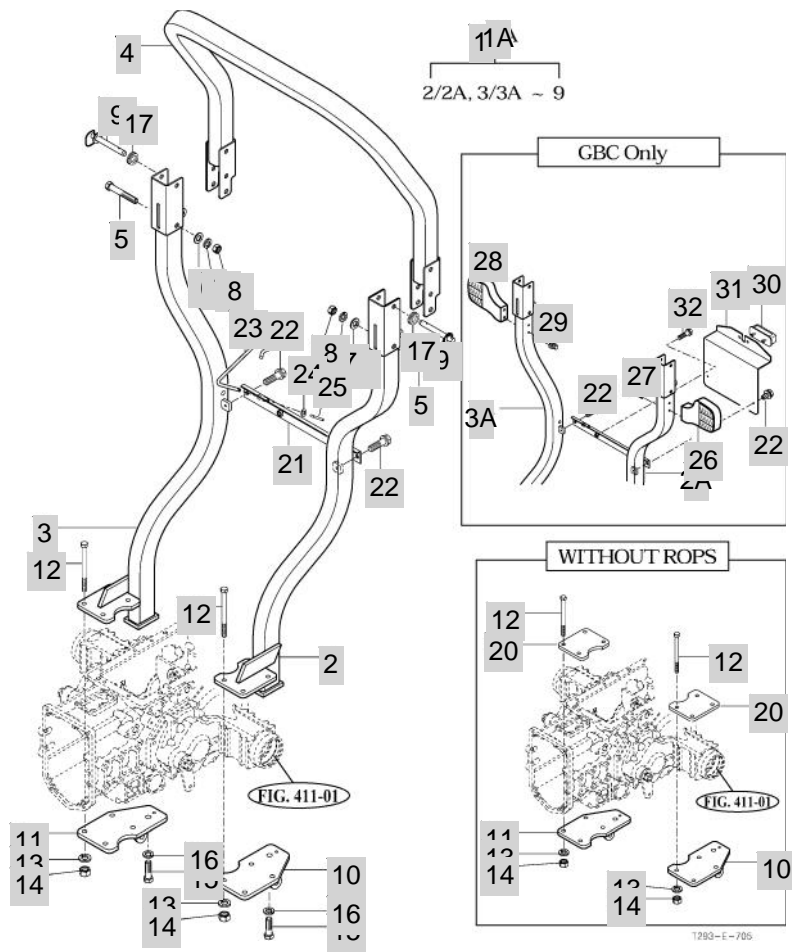
FIG 705

ROPS

년/월
Year/Month

2020.07

T293



NOTE

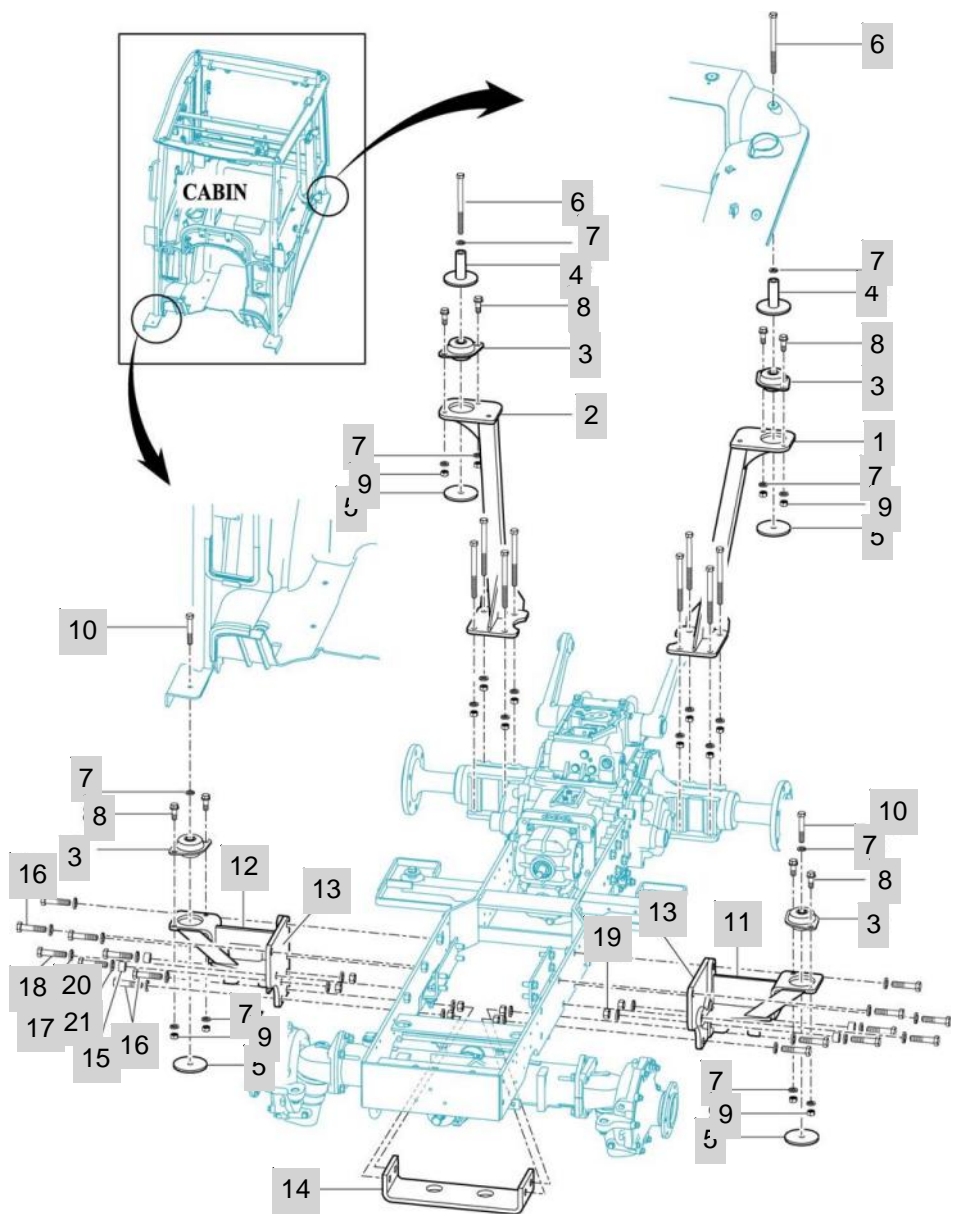
FIG 706

FRONT & REAR MOUNTING

년/월
Year/Month

2020.07

T293



NOTE

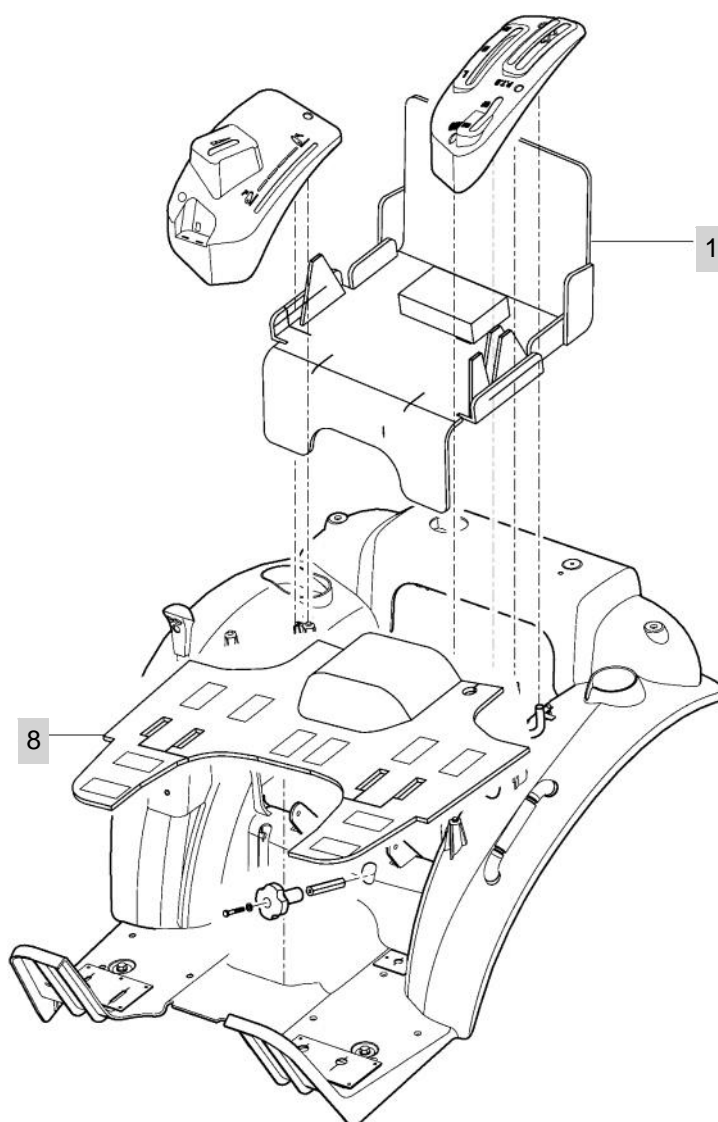
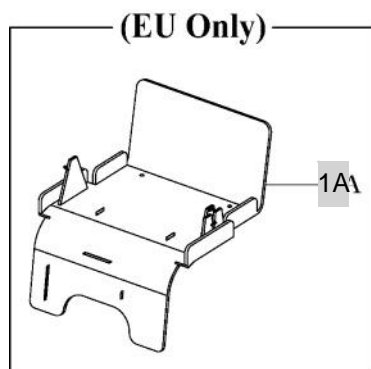
FIG 707A

SEAL FLOOR

년/월
Year/Month

2020.07

T293



NOTE

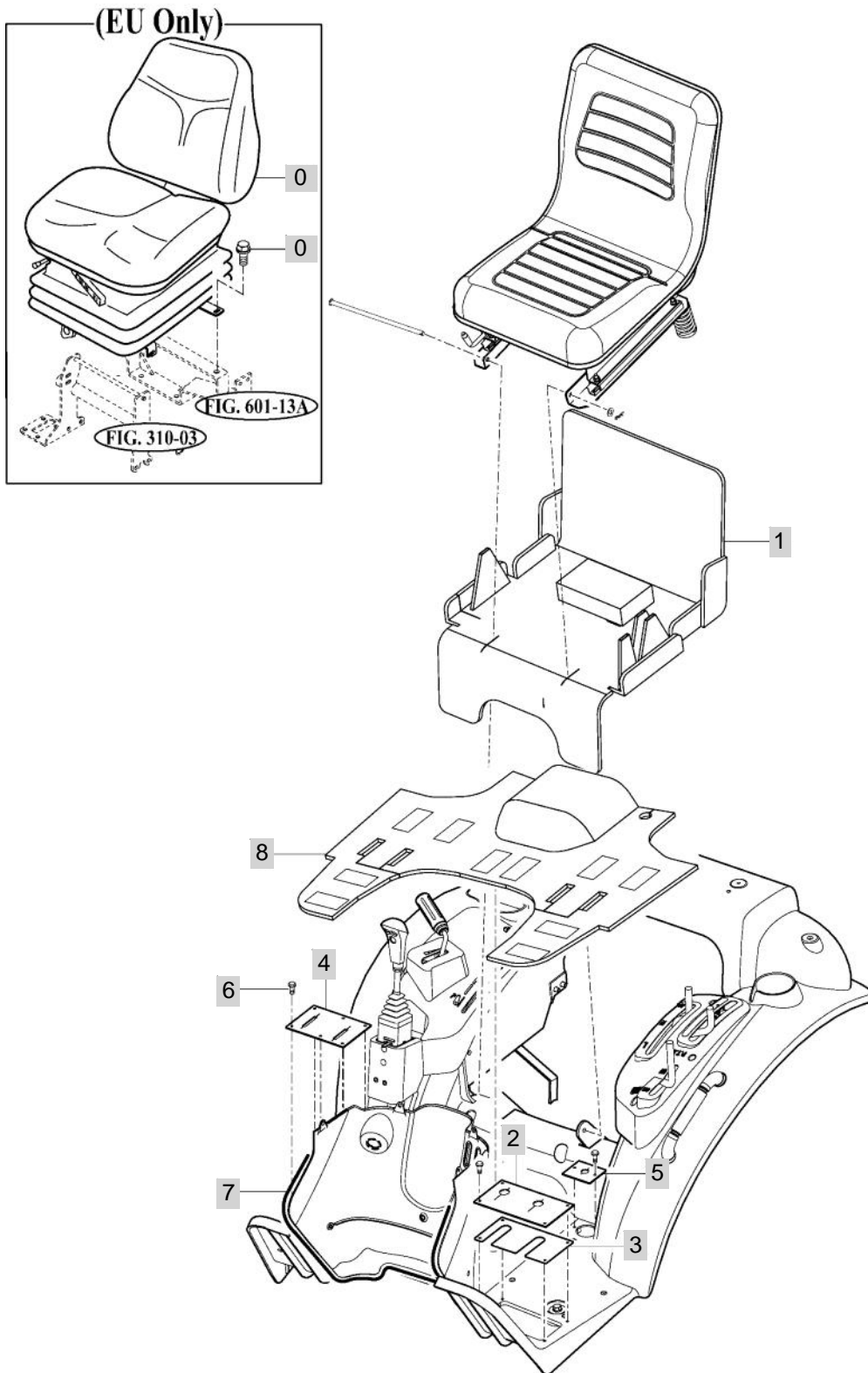
FIG 707B

SEAL FLOOR

년/월
Year/Month

2020.07

T293



NOTE

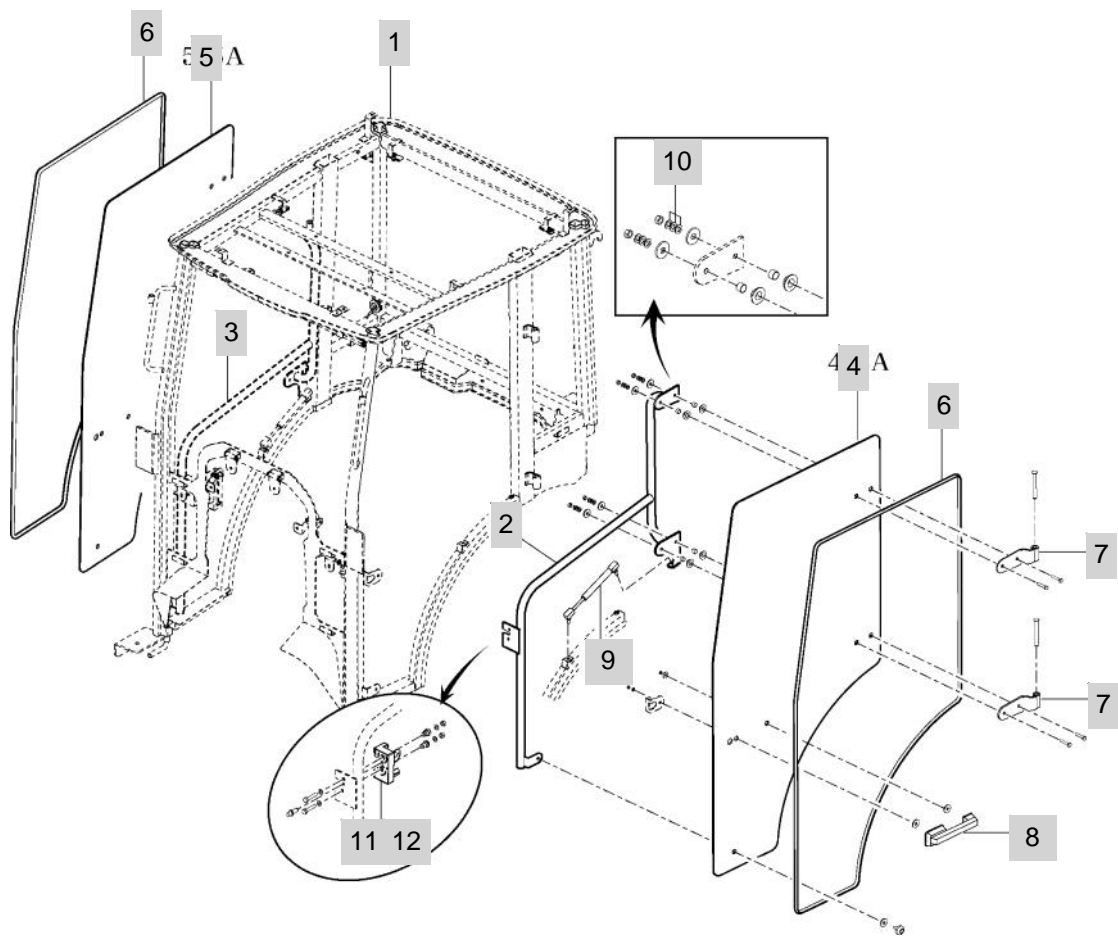
FIG 708

T293

CAB FRAME & DOOR

년/월
Year/Month

2020.07



NOTE

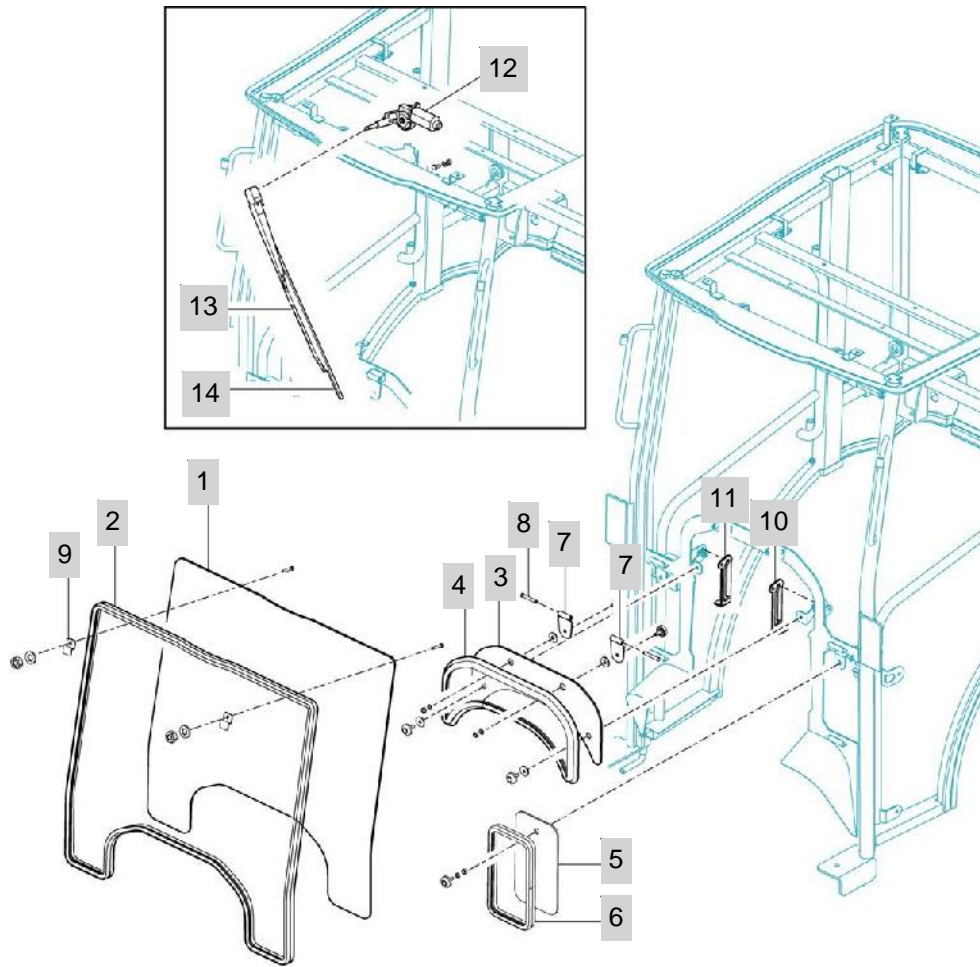
FIG 709

T293

FRONT GLASS

년/월
Year/Month

2020.07



NOTE

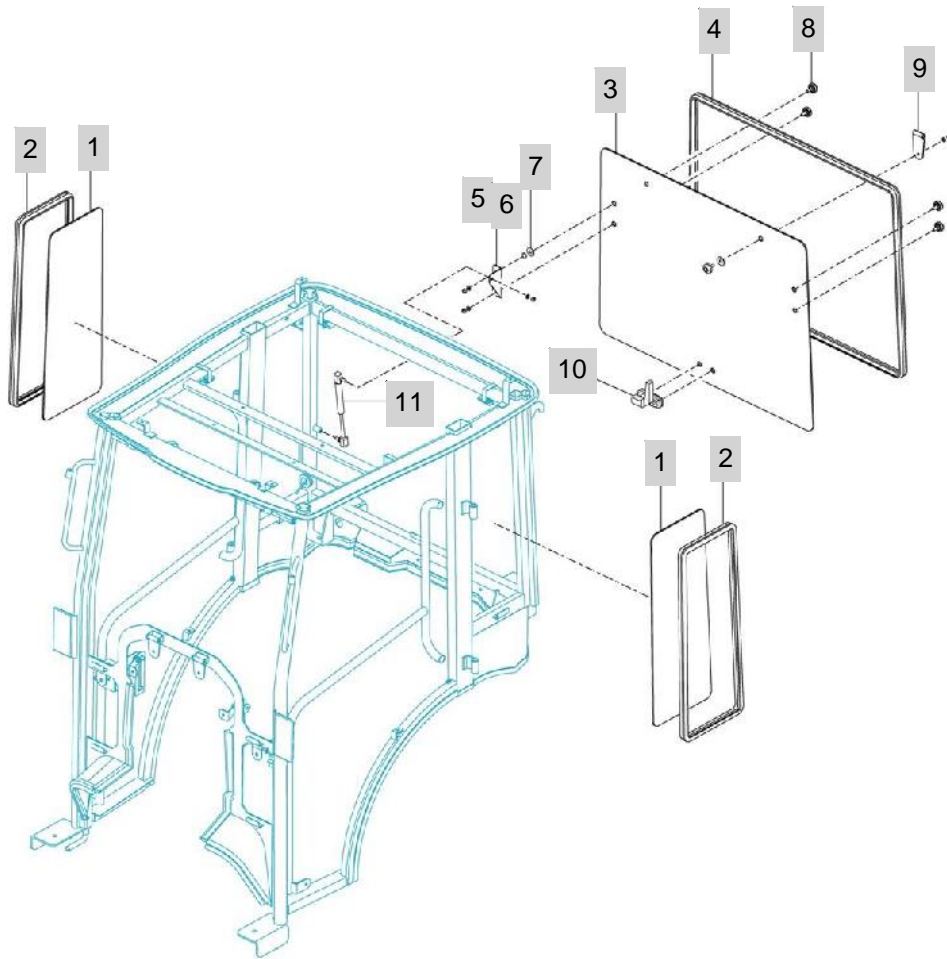
FIG 710

T293

SIDE & REAR GLASS

년/월
Year/Month

2020.07



NOTE

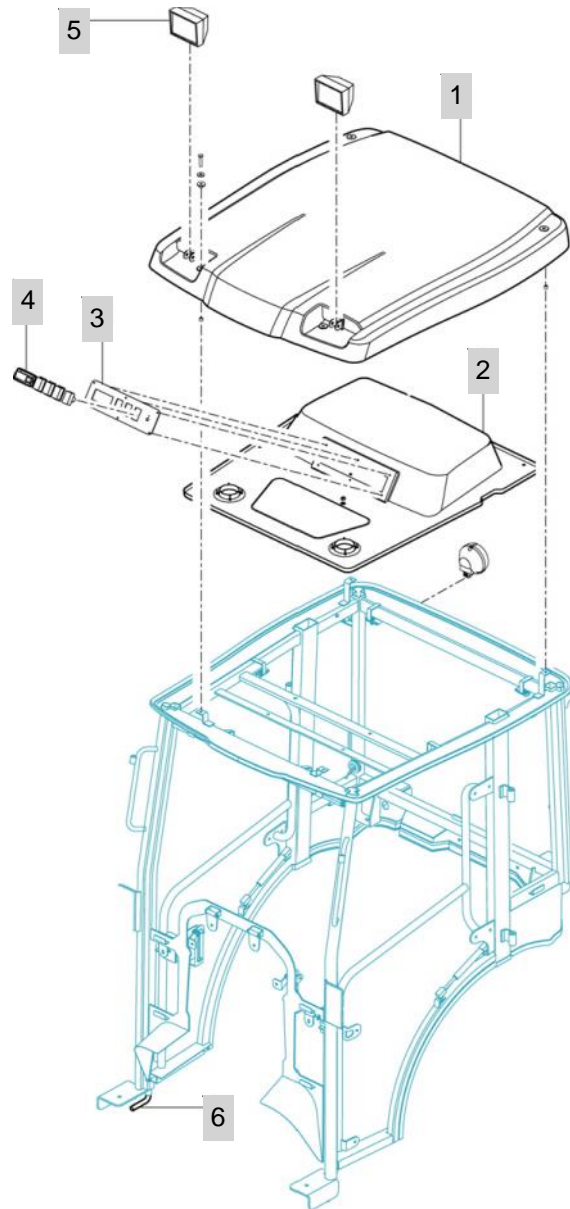
FIG 711

T293

ROOF

년/월
Year/Month

2020.07



NOTE

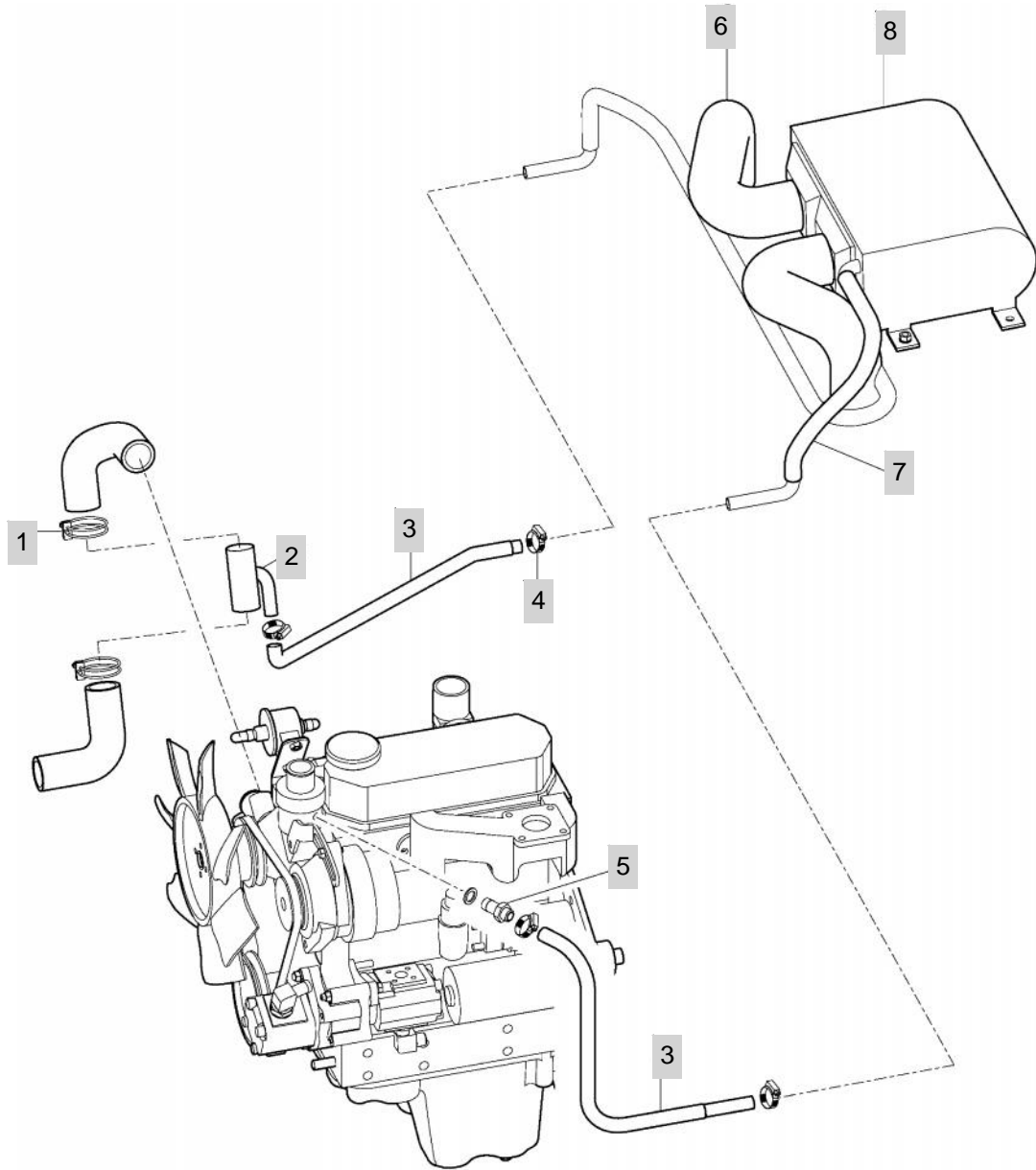
FIG 712

T293

HEATER

년/월
Year/Month

2020.07



NOTE

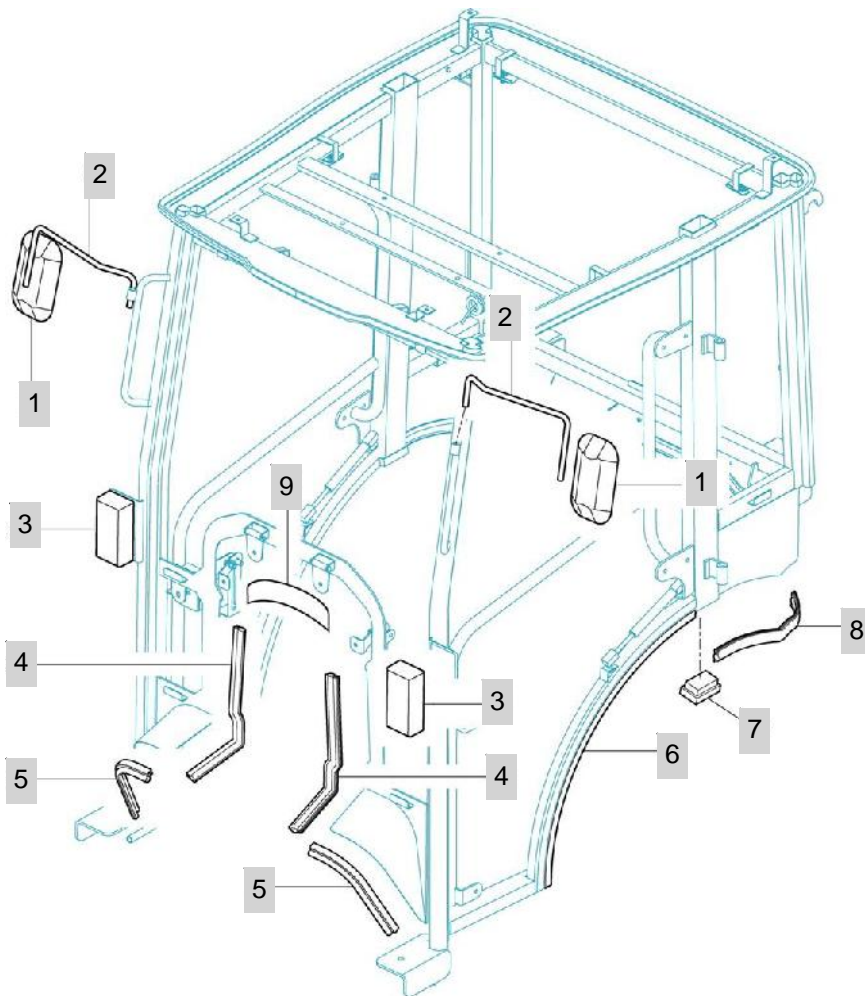
FIG 713

T293

INTERLOR PART

년/월
Year/Month

2020.07



NOTE

8. ELECTRICALS & HARNESS PART NO. T293-E-C8

FIG 801 BATTERY & MOUNTING	231
FIG 802 LIGHTS	233
FIG 803 INSTRUMENT PANEL	235
FIG 804 ELECTRIC SYSTEM	237
FIG 805 HARNESS	239
FIG 806 LAMP & COVER	241
FIG 807 HARNESS	243

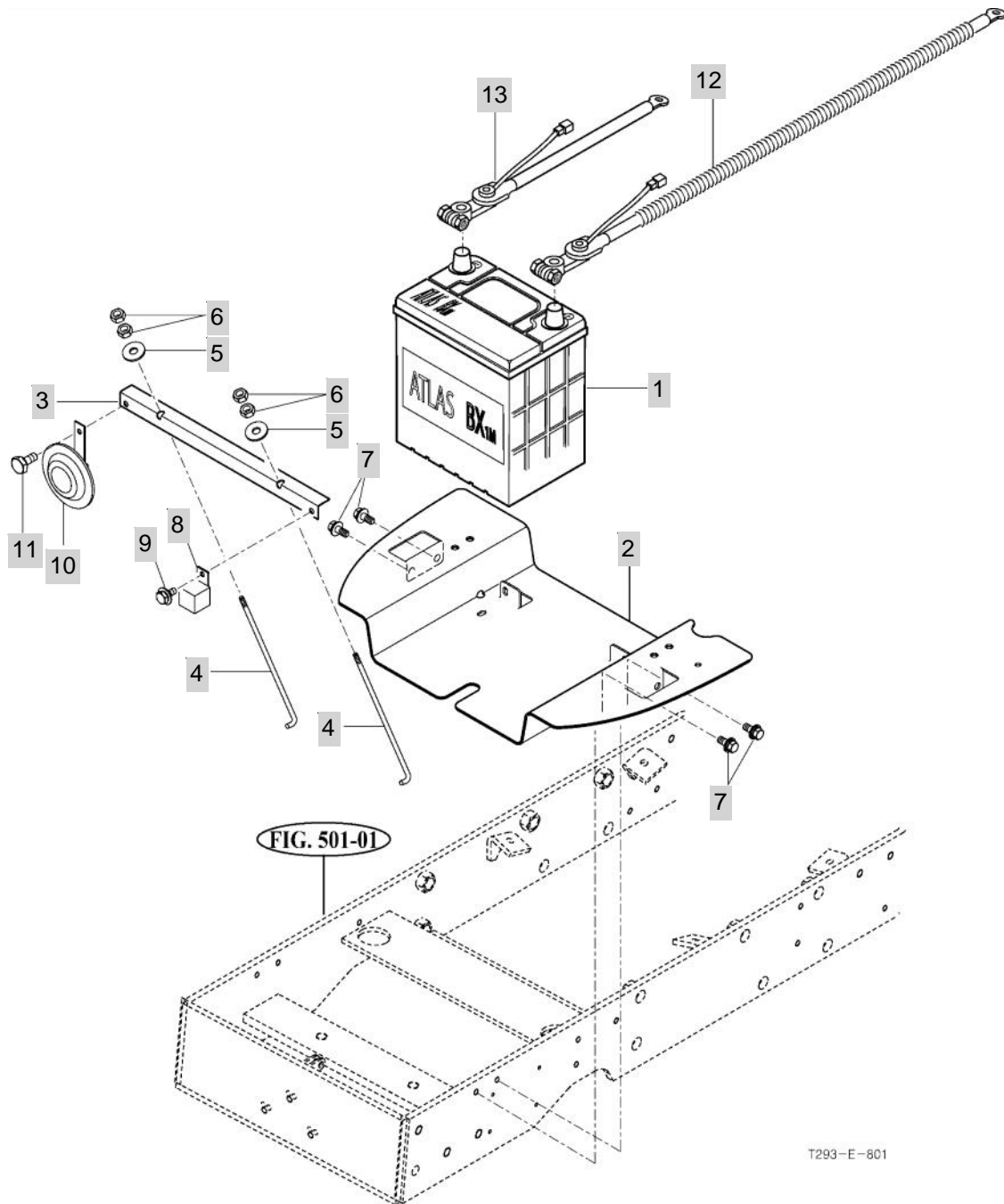
FIG 801

T293

BATTERY & MOUNTING

년/월
Year/Month

2020.07



T293-E-801

NOTE

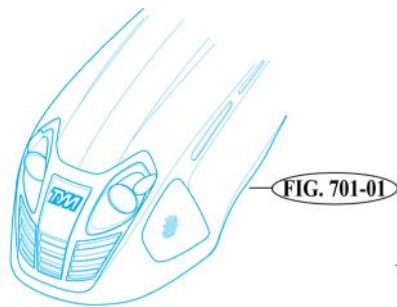
FIG 802

T293

LIGHTS

년/월
Year/Month

2020.07



T293-E-802

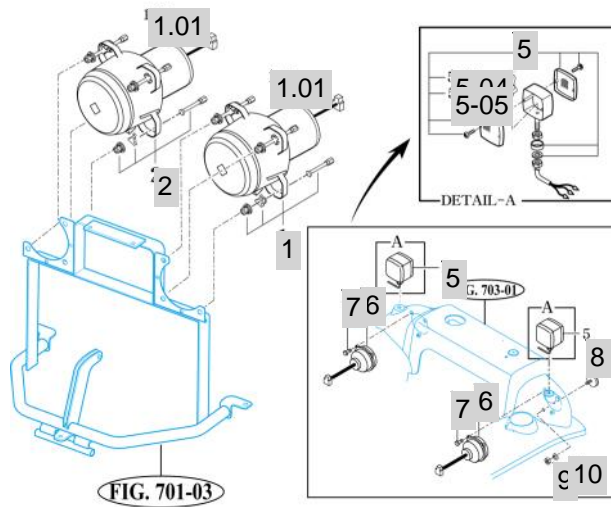


FIG. 701-03

NOTE

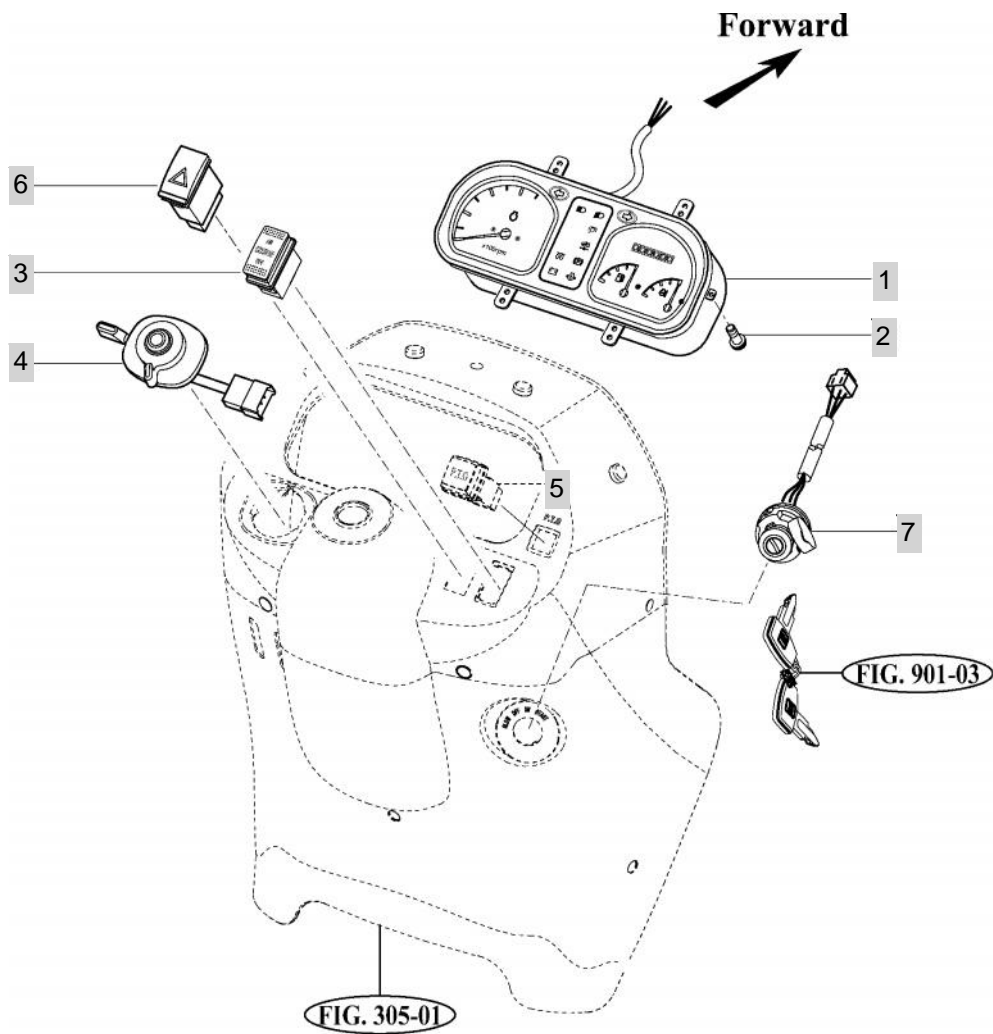
FIG 803

T293

INSTRUMENT PANEL

년/월
Year/Month

2020.07



T293-E-803

NOTE

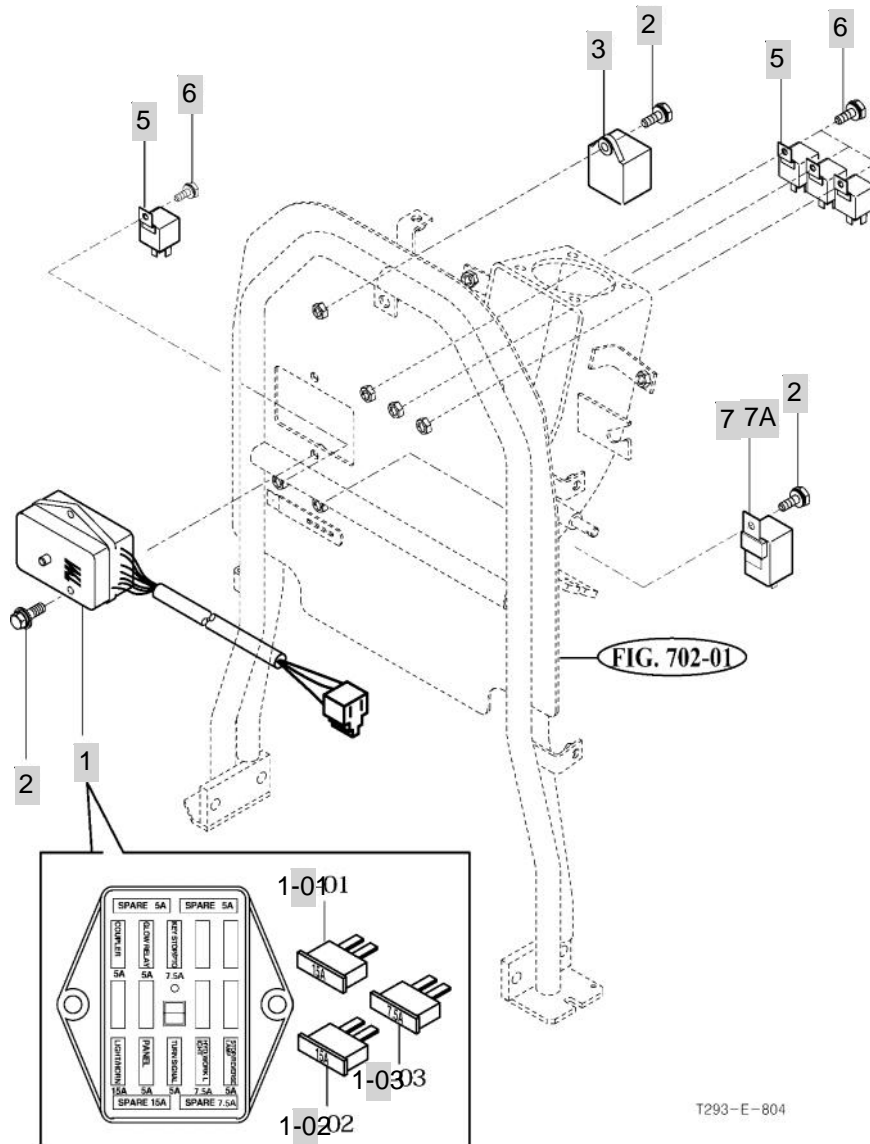
FIG 804

T293

ELECTRIC SYSTEM

년/월
Year/Month

2020.07



T293-E-804

NOTE

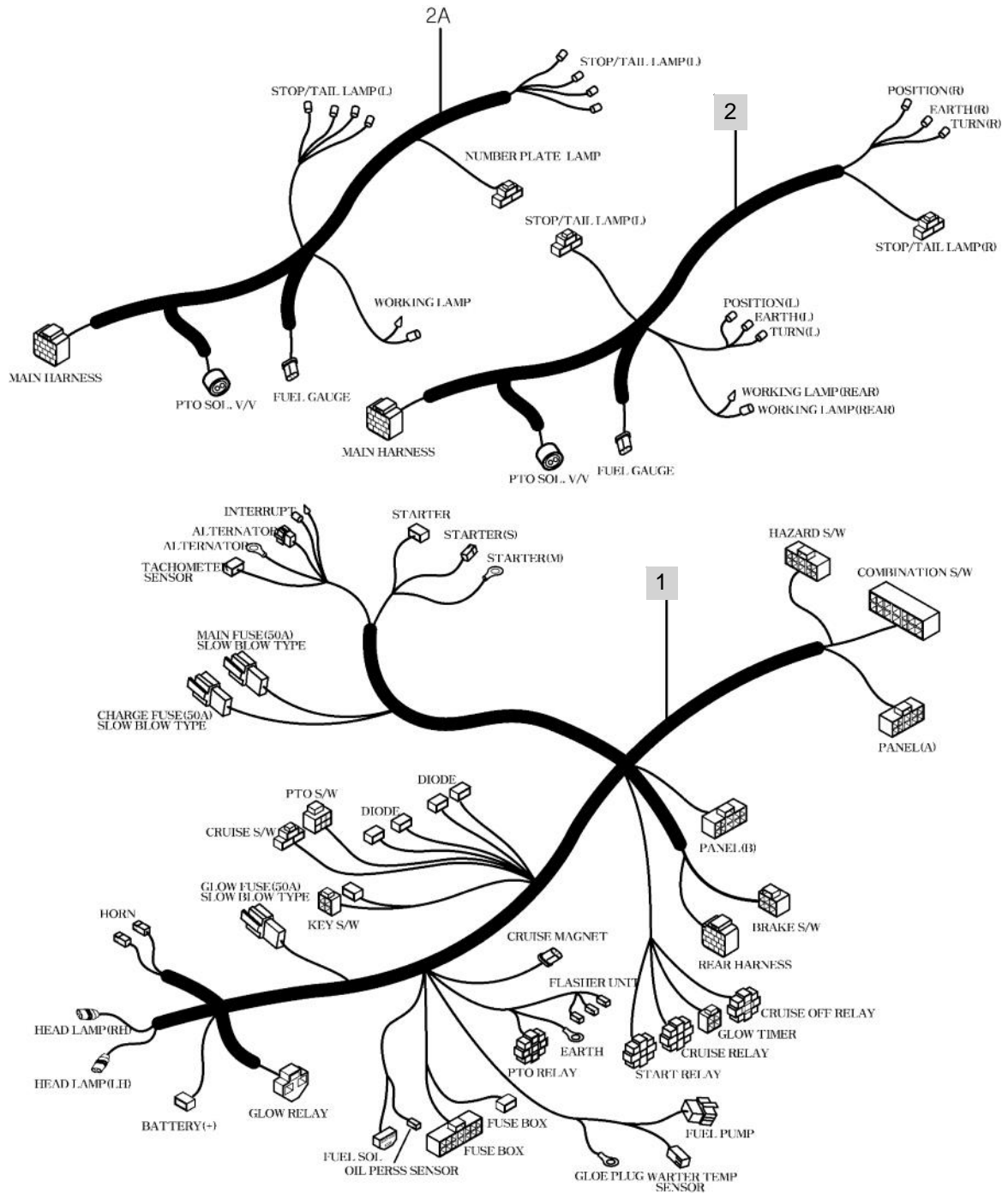
FIG 805

HARNESS

년/월
Year/Month

T293

2020.07



T233/T273-E-805A

NOTE

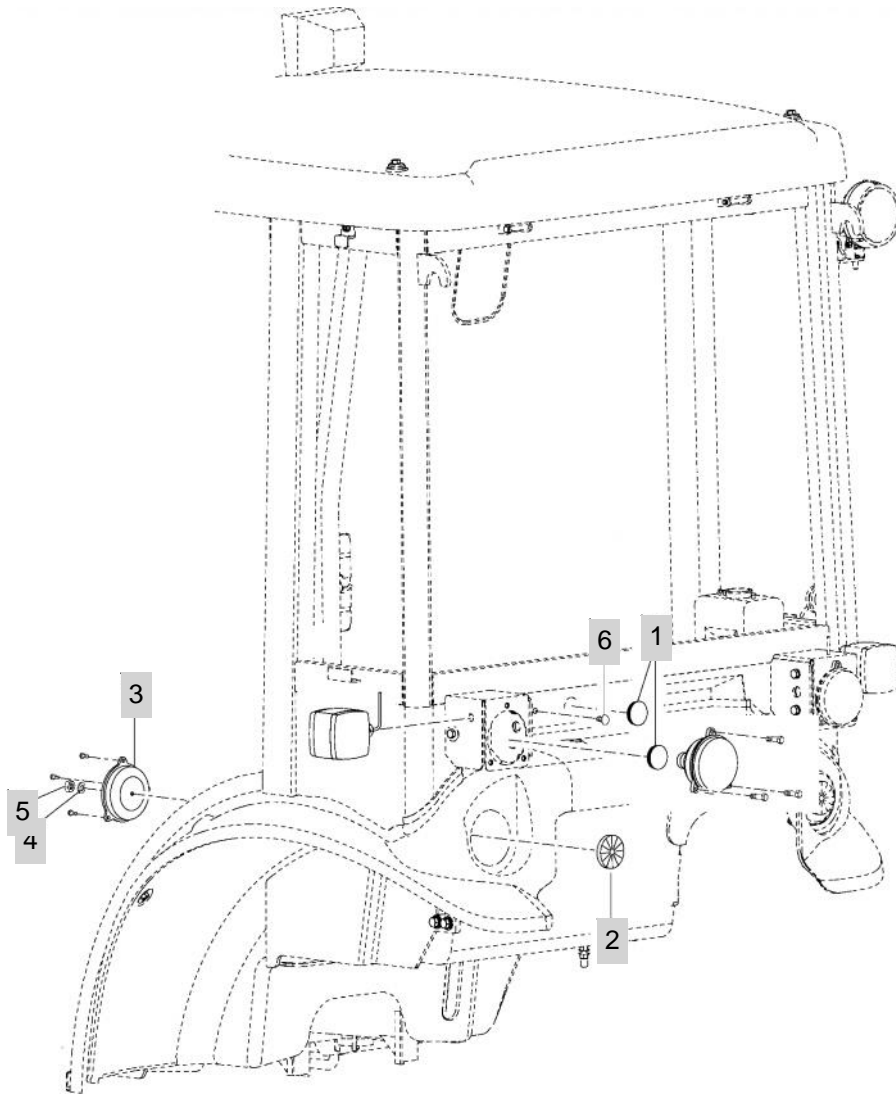
FIG 806

T293

LAMP & COVER

년/월
Year/Month

2020.07



NOTE

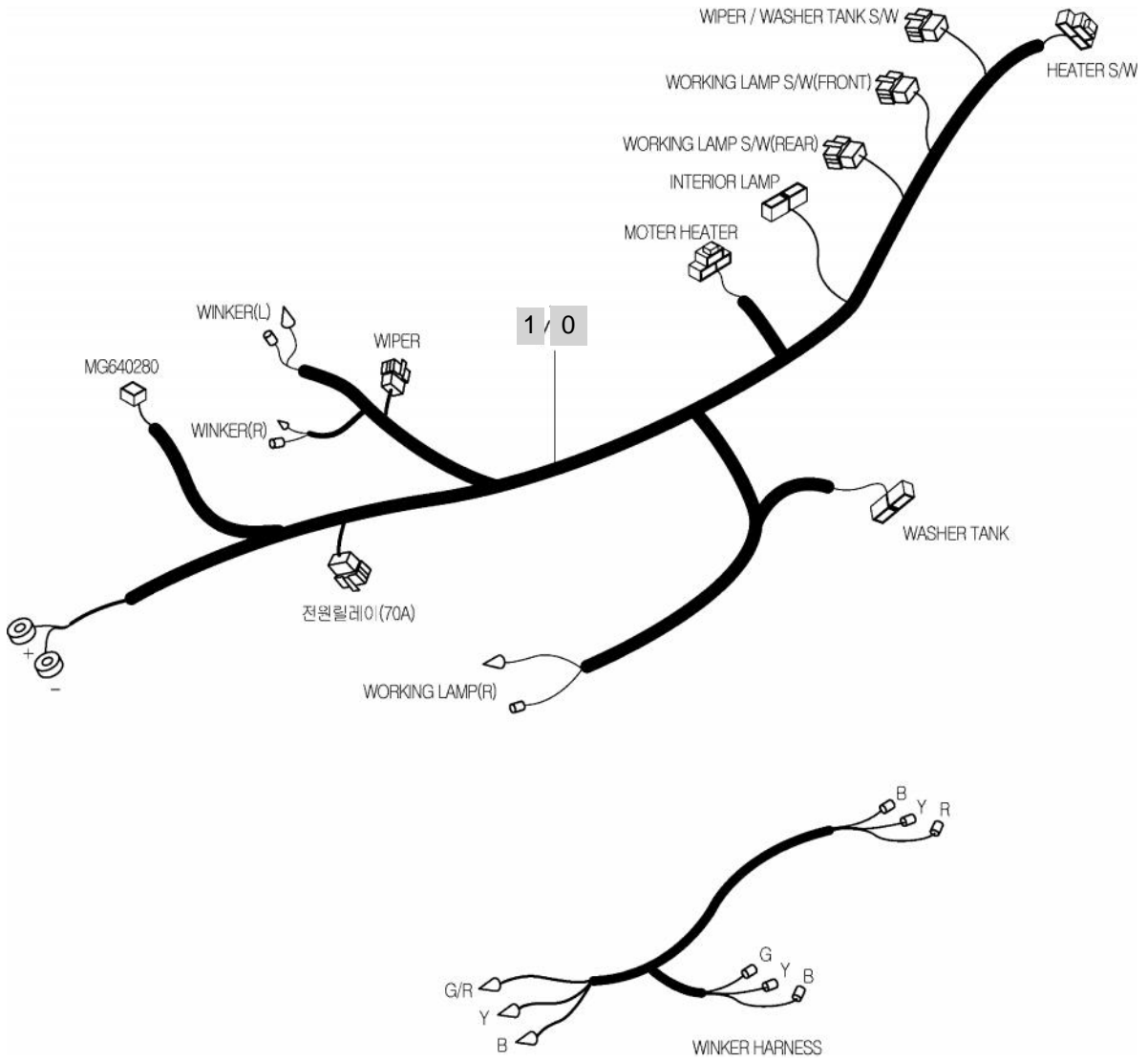
FIG 807

T293

HARNESS

년/월
Year/Month

2020.07



NOTE

9. WEIGHT,LABEL,TOOLS PART NO. T293-E-C9

FIG 901 TOOL & ACCESSORY	246
FIG 902 WEIGHT	248
FIG 903 LABEL	250

FIG 901

T293

TOOL & ACCESSORY

년/월
Year/Month

2020.07



T233/T273-E-901A

NOTE

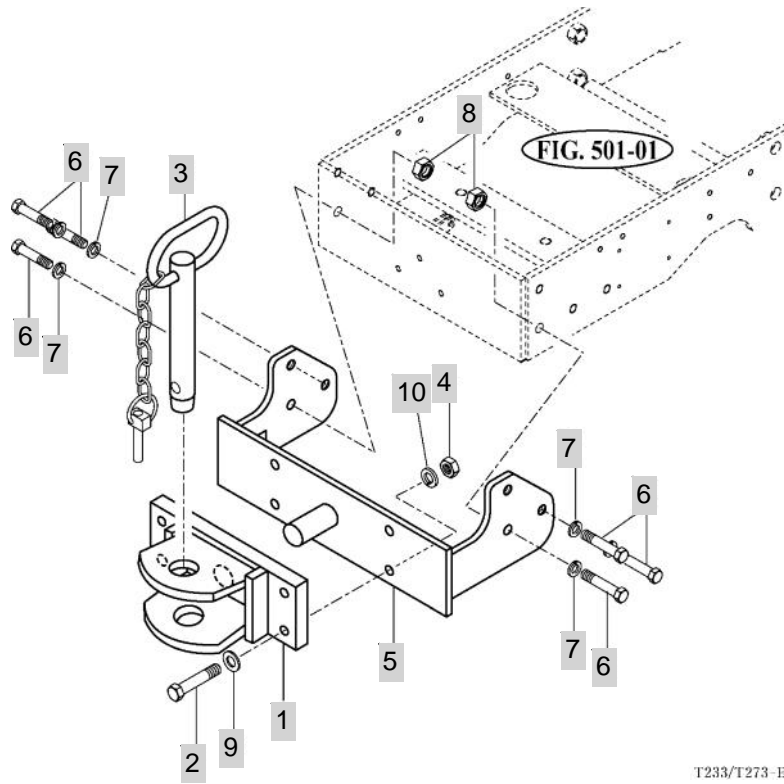
FIG 902

T293

WEIGHT

년/월
Year/Month

2020.07



T233/T273-E-902A

NOTE

FIG 903

T293

LABEL

년/월
Year/Month

2020.07

1 **WARNING**
Always apply the park brake when parking. Failure to do so can cause accidents and damages.

2 **WARNING**
Work in ventilated Area.

3 **WARNING**
Always set the knob to lock when:
1. Traveling on the road.
2. Replacing blades on an implement.
3. Making adjustment to an implement.
Sudden stopping of an implement can cause serious injury or death.

4 **WARNING**
Do not refuel the tractor while smoking or near naked flame, or sparks, always stop engine before refueling tractor.

5 **WARNING**
Never use the diff. lock at high speed or on the road as this can cause rollover and injury.

6 **WARNING**
Brake pedals must always be locked together when traveling on the roadway. This will ensure uniform braking and provide maximum stopping ability sharp turns must only be made at slow speeds.

7 **CAUTION**
Keep hands and clothing away from rotating fan and belts to prevent serious injury.

8 **DANGER**
Rotating driving contact can cause death. KEEP AWAY!
Keep all drive line, tractor and equipment shields in place during operation.

9 **WARNING**
Attach implements and trailers to the tractor only using the prescribed drawbar or hitch.

10 **WARNING**
Do not remove radiator cap while engine is hot. Hot steam will injure you.

11 **DANGER**
Do not ride except operator.

12 **WARNING**
Always fasten Your seat belt.

13 **CAUTION**
Do not touch while the system is hot. It cause serious burns.

14 **WARNING**
Operator's manual.

15 **16**
PARKING BRAKE
Press down the master brake pedal and lock the parking lever at the same time.

18 **19**
T293 HST
HST T293

20 **21**
P.T.O ON — OFF

22 **23**
R M+R M

24 **25**
This Tractor may tip over unexpectedly and quicker than an operator is able to jump free.
1. Never operate a tractor without a proper Roll over Protection Structure (ROPS)
2. Always wear your seat belt when operating this tractor equipped with roll over protection.
3. Never pull from above or from the rear axle.
4. Do not operate the tractor on steep slopes or near drop offs.
5. Avoid sharp high speed turns. Serious injury or death may result from tractor upset.

26 **27**
WARNING
Death or injury may result if this tractor over turns with the ROPS in the folded down position. Operate this tractor with the ROPS folded down only when necessary. Do not wear seat belt if operated with ROPS folded down.

28
TONGYANGMOOLSAN CO., LTD.
TYPE T-CCT
ECC No. Se13 0041
TOWABLE MASS 3000KG
VERTICAL LOAD 300KG

29 **30**
This ROPS frame was tested in accordance with OECD Standard (Code 7) (Equivalent to AS 1688.2) for use on Tong-Yang/TVM tractor models T233 and T273 with a maximum weight(GW) of 600kg.
Manufactured by HAN-SUNG Co., KOREA
Test station: NATIONAL INSTITUTE OF AGRICULTURAL ENGINEERING, KOREA

NOTE

