

T273

Parts Catalog

목 차

1. ENGINE S3L2 PART NO. S3L2

FIG 101 CYLINDER HEAD	8
FIG 102 LIFTING EYE	10
FIG 103 VALVE MECHANISM	12
FIG 104 ROCKER COVER	14
FIG 105 CAMSHAFT & TAPPET	16
FIG 106 CRANKCASE	18
FIG 107 CRANKCASE	20
FIG 108 DRAIN COCK & PIPE	22
FIG 109 MAIN BEARING	24
FIG 110 TIMING GEAR CASE	26
FIG 111 FLYWHEEL HOUSING	28
FIG 112 OIL PAN	30
FIG 113 PISTON	32
FIG 114 CONNECTING-ROD	34
FIG 115 CRANKSHAFT & PULLEY	36
FIG 116 FLYWHEEL	38
FIG 117 TIMING GEAR	40
FIG 118 TACHO DRIVE	42
FIG 119 INLET SYSTEM	44
FIG 120 EXHAUST SYSTEM	46
FIG 121 OIL PUMP	48
FIG 122 OIL STRAINER	50
FIG 123 OIL SYSTEM	52
FIG 124 OIL FILTER & GAGE	54
FIG 125 BREATHER	56
FIG 126 WATER PUMP & PULLEY	58
FIG 127 COOLING SYSTEM	60
FIG 128 FAN & V-BELT	62
FIG 130 FUEL SYSTEM	64
FIG 131 NOZZLE & NOZZLE HOLDER	66
FIG 133 GOVERNOR	68

FIG 134 INJECTION PUMP	70
FIG 135 INJECTION PUMP	72
FIG 136 FUEL INJECTION PUMP DRIVE	74
FIG 137 STARTER	76
FIG 138 STARTER(12V-1.6KW)	78
FIG 139 GLOW PLUG	80
FIG 140 ALTERNATOR	82
FIG 141 ALTERNATOR(12V-50A)	84
FIG 142 ENGINE CONTROL	86
FIG 143 INSTRUMENT	88
FIG 144 ACCESSORY	90
FIG 145 OVERHAUL GASKET KIT	92

2. ENGINE ACCESSORIES & CONTROL PART NO. T273-E-C2

FIG 201 AIR CLEANER	95
FIG 202 RADIATOR	97
FIG 203 MUFFLER	99
FIG 204 FUEL TANK & FUEL LINE	101
FIG 205 ACCELERATOR	103
FIG 206 OIL COOLER	105
FIG 207 FUEL PUMP & FILTER	107

3. CLUTCH, BRAKE, STEERING PART NO. T273-E-C3

FIG 301 FLYWHEEL COVER	110
FIG 302 SPEED CONTROL	112
FIG 303 BRAKE	115
FIG 304 BRAKE PEDAL & LINKAGE	117
FIG 305 STEERING WHEEL & DASH COVER	119
FIG 306 STEERING VALVE	121
FIG 307 STEERING CYLINDER	123
FIG 308 FRONT WHEEL	125
FIG 309 FRONT WHEEL	127
FIG 310 HAND BRAKE	129

4. TRANSMISSION & REAR AXLE PART NO. T273-E-C4

FIG 401 INPUT SHAFT	132
---------------------	-----

FIG 402 HST	134
FIG 404 4WD DRIVE GEAR	136
FIG 405 RANGE GEARS	138
FIG 406 P.T.O DRIVE SHAFT	140
FIG 407 P.T.O SHAFT	142
FIG 408 MID P.T.O GEARS	144
FIG 409 DIFFE LOCK	146
FIG 410 REAR TRANSMISSION CASE	148
FIG 411 REAR AXLE HOUSINGS	150
FIG 413 RANGE SHIFT LEVER	152
FIG 414 P.T.O CHANGE LEVER	154
FIG 415 4WD CHANGE LEVER	156

5. FRONT AXLE PART NO. T273-E-C5

FIG 501A FRAME (1)	159
FIG 501B FRAME (2)	161
FIG 502 FRONT DIFFERENTIAL GEARS & SHAFT	163
FIG 503 FRONT AXLE HOUSING	165
FIG 504 FRONT GEAR CASE (1)	167
FIG 505 FRONT GEAR CASE (2)	169

6. HYDRAULICS & 3-POINT LINK PART NO. T273-E-C6

FIG 601 CYLINDER CASE	172
FIG 602 LIFT ARM	174
FIG 603 FLOW CONTROL VALVE	176
FIG 604 CONTROL VALVE LINKAGE	178
FIG 605 MAIN CONTROL VALVE	180
FIG 606 REMOTE CONTROL VALVE	182
FIG 607 POSITION LEVER LINKAGE	184
FIG 608 HYDRAULIC PUMP & GEAR PUMP	186
FIG 609 HYDRAULIC HOSE (1)	188
FIG 610 HYDRAULIC HOSE (2)	190
FIG 611 PTO VALVE	192
FIG 612 3-POINT LINKAGE	194
FIG 613 JOYSTICK LEVER	197
FIG 614 HITCH & COVER	199

7. SHEET METAL & ROPS PART NO. T273-E-C7

FIG 701A BONNET (1)	202
FIG 701B BONNET (2)	204
FIG 702 DASH PANEL	206
FIG 703 FLOOR	208
FIG 704 SEAT	210
FIG 705 ROPS	212
FIG 706 FRONT & REAR MOUNTING	214
FIG 707A SEAL FLOOR	216
FIG 707B SEAL FLOOR	218
FIG 708 CAB FRAME & DOOR	220
FIG 709 FRONT GLASS	222
FIG 710 SIDE & REAR GLASS	224
FIG 711 ROOF	226
FIG 712 HEATER	228
FIG 713 INTERLOR PART	230

8. ELECTRICALS & HARNESS PART NO. T273-E-C8

FIG 801 BATTERY & MOUNTING	233
FIG 802 LIGHTS	235
FIG 803 INSTRUMENT PANEL	237
FIG 804 ELECTRIC SYSTEM	239
FIG 805 HARNESS	241
FIG 806 LAMP & COVER	243
FIG 807 HARNESS	245

9. WEIGHT,LABEL,TOOLS PART NO. T273-E-C9

FIG 901 TOOL & ACCESSORY	248
FIG 902 WEIGHT	250
FIG 903 LABEL	252

1. ENGINE S3L2 PART NO. S3L2

FIG 101 CYLINDER HEAD	8
FIG 102 LIFTING EYE	10
FIG 103 VALVE MECHANISM	12
FIG 104 ROCKER COVER	14
FIG 105 CAMSHAFT & TAPPET	16
FIG 106 CRANKCASE	18
FIG 107 CRANKCASE	20
FIG 108 DRAIN COCK & PIPE	22
FIG 109 MAIN BEARING	24
FIG 110 TIMING GEAR CASE	26
FIG 111 FLYWHEEL HOUSING	28
FIG 112 OIL PAN	30
FIG 113 PISTON	32
FIG 114 CONNECTING-ROD	34
FIG 115 CRANKSHAFT & PULLEY	36
FIG 116 FLYWHEEL	38
FIG 117 TIMING GEAR	40
FIG 118 TACHO DRIVE	42
FIG 119 INLET SYSTEM	44
FIG 120 EXHAUST SYSTEM	46
FIG 121 OIL PUMP	48
FIG 122 OIL STRAINER	50
FIG 123 OIL SYSTEM	52
FIG 124 OIL FILTER & GAGE	54
FIG 125 BREATHER	56
FIG 126 WATER PUMP & PULLEY	58
FIG 127 COOLING SYSTEM	60
FIG 128 FAN & V-BELT	62
FIG 130 FUEL SYSTEM	64
FIG 131 NOZZLE & NOZZLE HOLDER	66
FIG 133 GOVERNOR	68
FIG 134 INJECTION PUMP	70
FIG 135 INJECTION PUMP	72
FIG 136 FUEL INJECTION PUMP DRIVE	74
FIG 137 STARTER	76
FIG 138 STARTER(12V-1.6KW)	78
FIG 139 GLOW PLUG	80
FIG 140 ALTERNATOR	82

FIG 141 ALTERNATOR(12V-50A)	84
FIG 142 ENGINE CONTROL	86
FIG 143 INSTRUMENT	88
FIG 144 ACCESSORY	90
FIG 145 OVERHAUL GASKET KIT	92

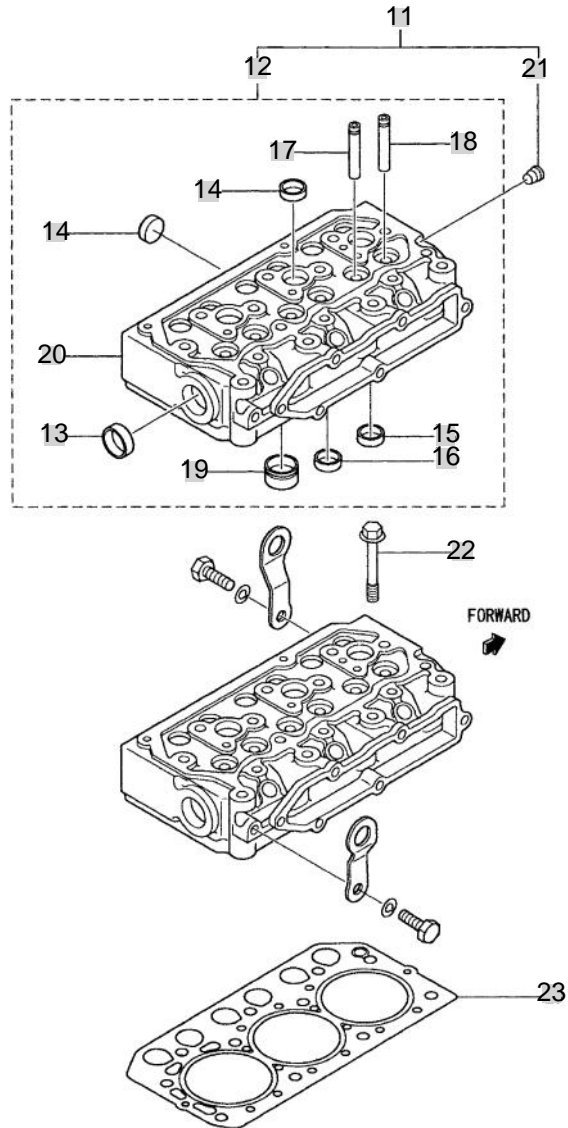
FIG 101

CYLINDER HEAD

년/월
Year/Month

2020.07

T273



NOTE

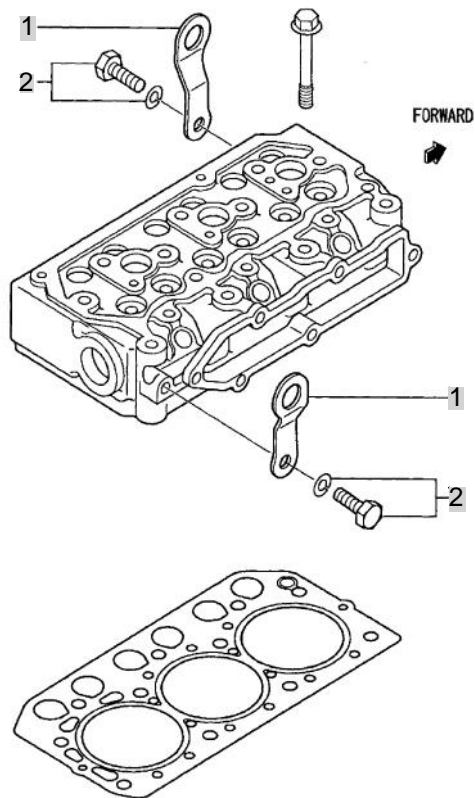
FIG 102

T273

LIFTING EYE

년/월
Year/Month

2020.07



NOTE

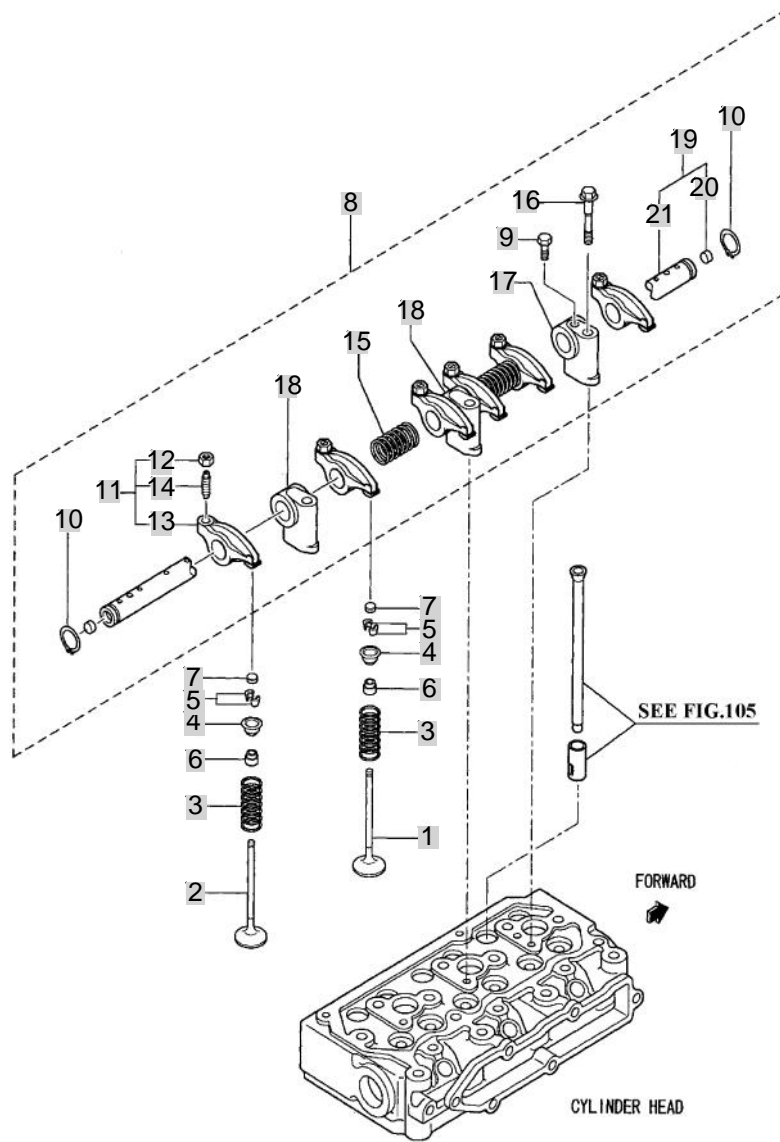
FIG 103

T273

VALVE MECHANISM

년/월
Year/Month

2020.07



REF. NO. 5 IS AVAILABE IN A SET WITH PAIR.

NOTE

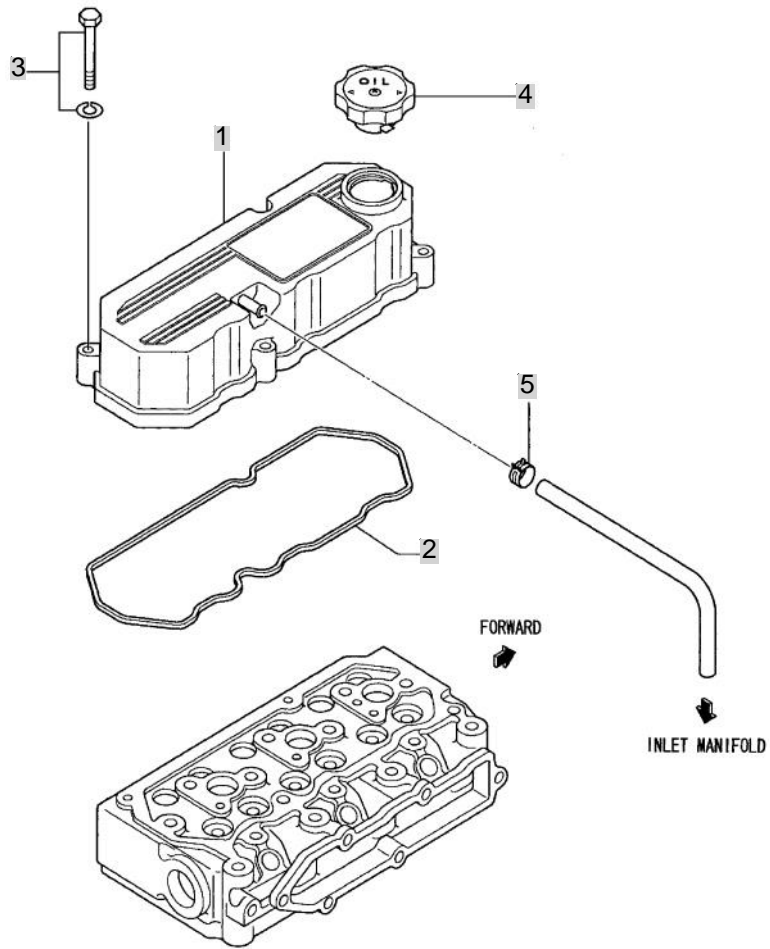
FIG 104

ROCKER COVER

년/월
Year/Month

2020.07

T273



NOTE

FIG 104		ROCKER COVER						년/월 Year/Month
T273								2020.07
KEY NO	PART NO	DESCRIPTION	SPEC	QTY	REPAIR	EFFECTIVE DATE	REMARKS	
104	1	31B04-03011	COVER ASSY , ROCKER	1				
104	2	31B04-13201	GASKET , ROCKER COVER	1				
104	3	F1805-08040	BOLT , W / WASHER	4				
104	4	MD008784	CAP,OIL FILLER	1				
104	5	MS470059	CLIP	1				
NOTE								

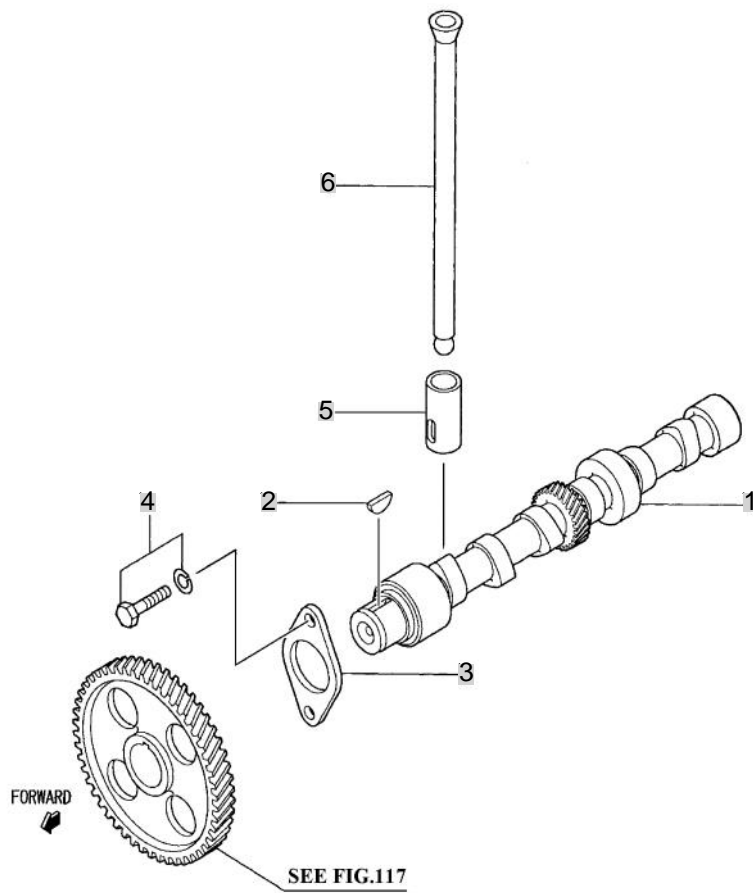
FIG 105

T273

CAMSHAFT & TAPPET

년/월
Year/Month

2020.07



NOTE

FIG 105

T273

CAMSHAFT & TAPPET

년/월
Year/Month

2020.07

KEY NO		PART NO	DESCRIPTION	SPEC	QTY	REPAIR	EFFECTIVE DATE	REMARKS
105	1	31B04-03011	COVER ASSY , ROCKER		1			
105	2	31B04-13201	GASKET , ROCKER COVER		1			
105	3	F1805-08040	BOLT , W / WASHER		4			
105	4	MD008784	CAP,OIL FILLER		1			
105	5	MS470059	CLIP		1			
105	6	MS470059	CLIP		1			
NOTE								

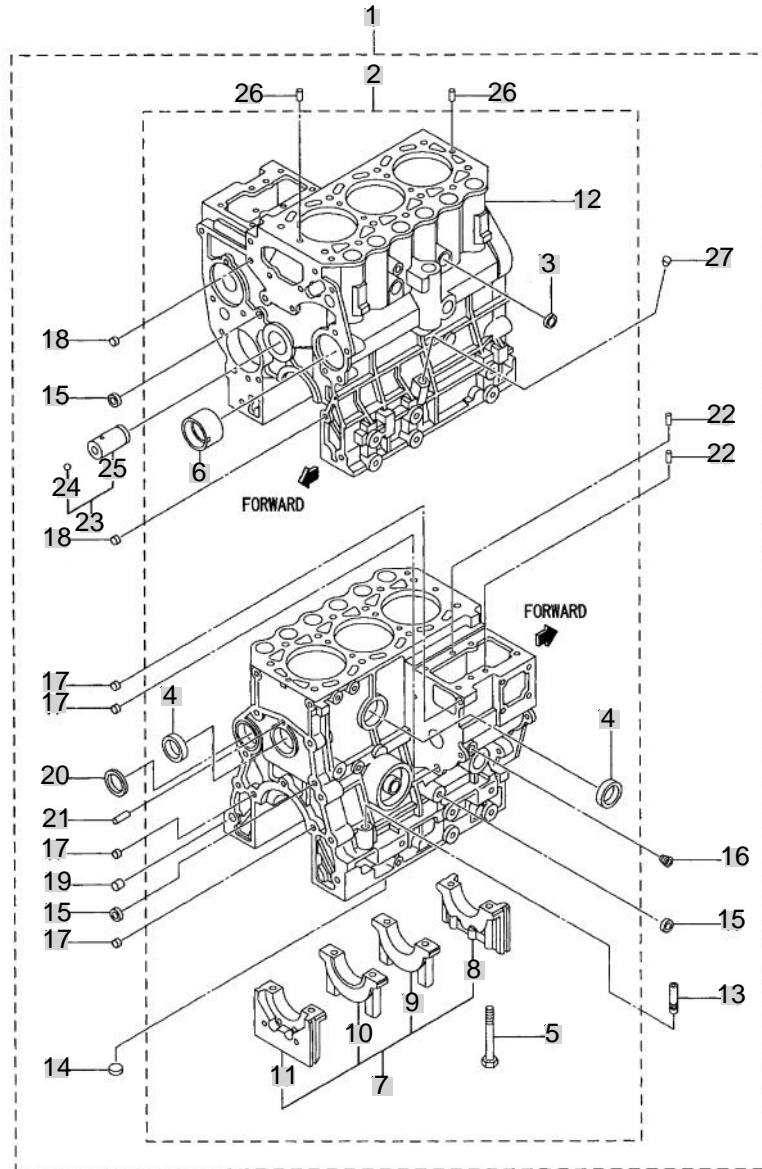
FIG 106

T273

CRANKCASE

년/월
Year/Month

2020.07



NOTE

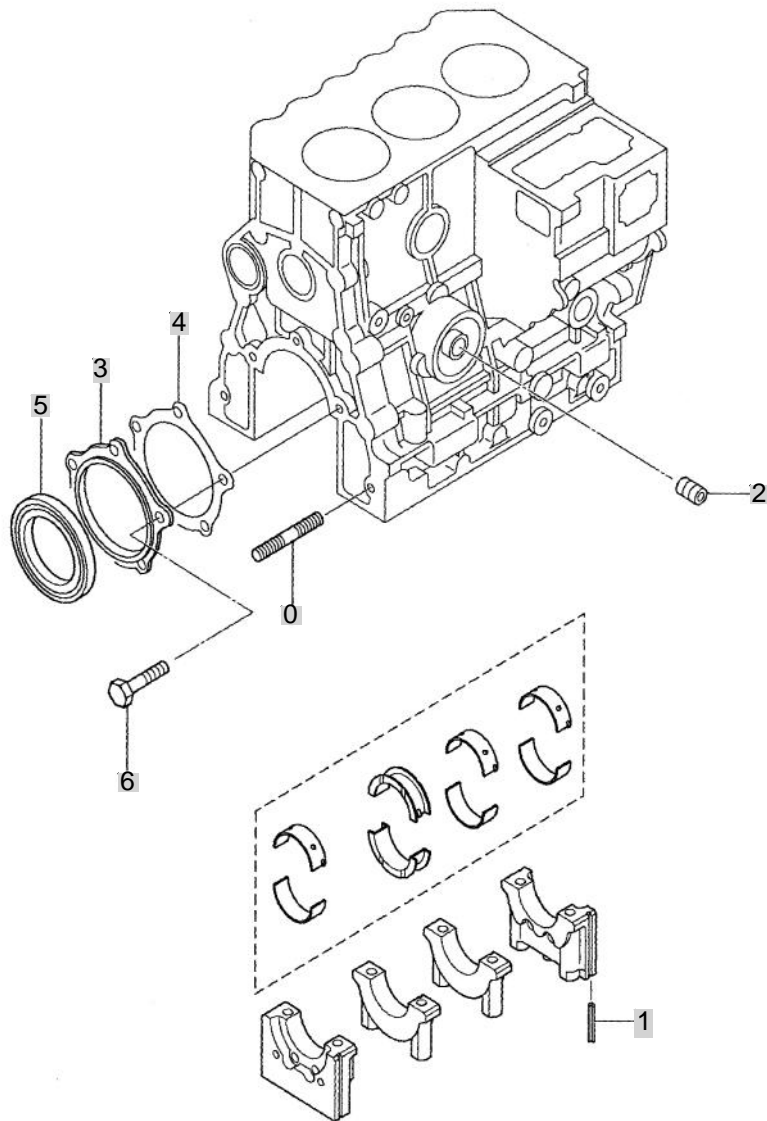
FIG 107

T273

CRANKCASE

년/월
Year/Month

2020.07



NOTE

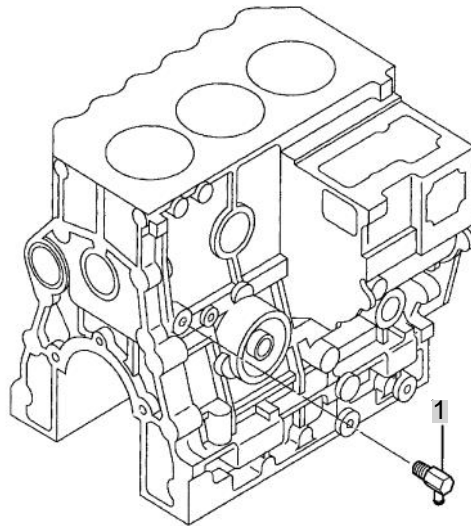
FIG 108

T273

DRAIN COCK & PIPE

년/월
Year/Month

2020.07



NOTE

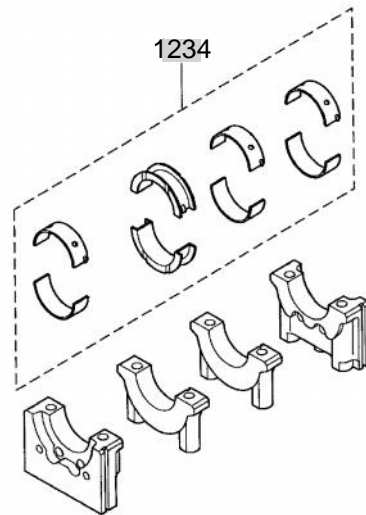
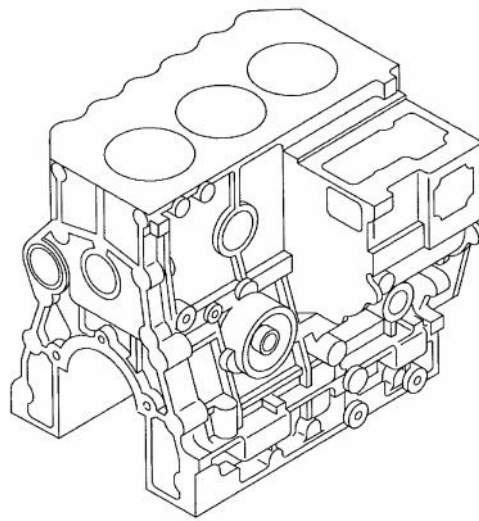
FIG 109

T273

MAIN BEARING

년/월
Year/Month

2020.07



NOTE

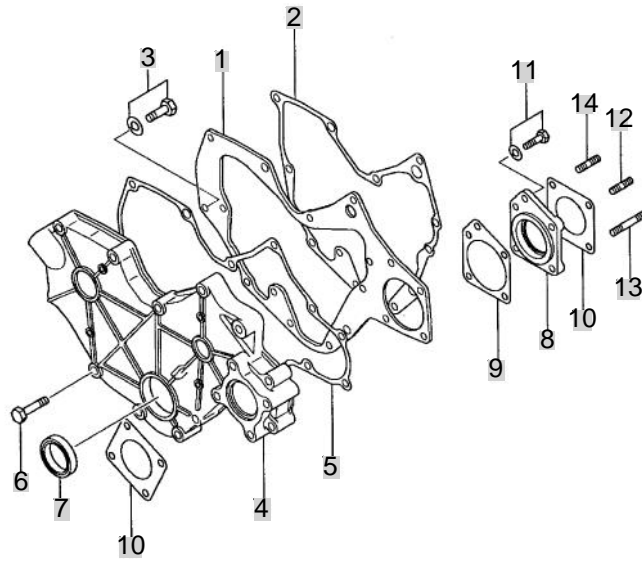
FIG 110

T273

TIMING GEAR CASE

년/월
Year/Month

2020.07



NOTE

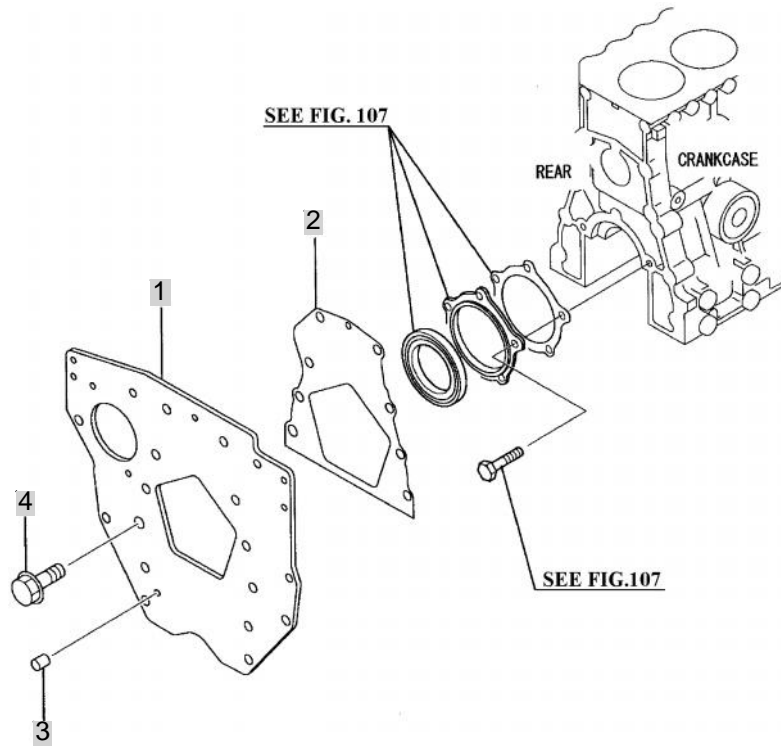
FIG 111

T273

FLYWHEEL HOUSING

년/월
Year/Month

2020.07



NOTE

FIG 111

FLYWHEEL HOUSING

년/월
Year/Month

2020.07

T273

KEY NO		PART NO	DESCRIPTION	SPEC	QTY	REPAIR	EFFECTIVE DATE	REMARKS
111	1	31B07-04700	PLATE , REAR		1			
111	2	31A07-02401	GASKET,REAR		1	B		
111	3	MM408240	PIN		1			
111	4	31A08-04102	BOLT , FLANGE		8			
NOTE								

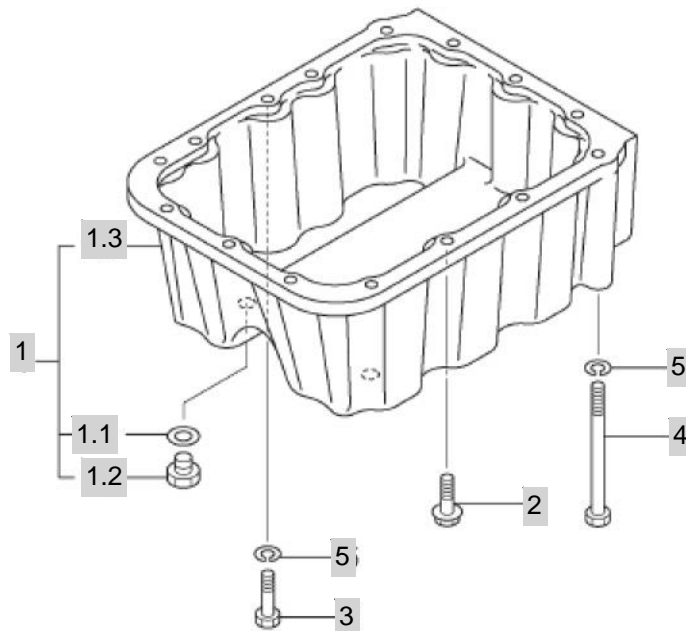
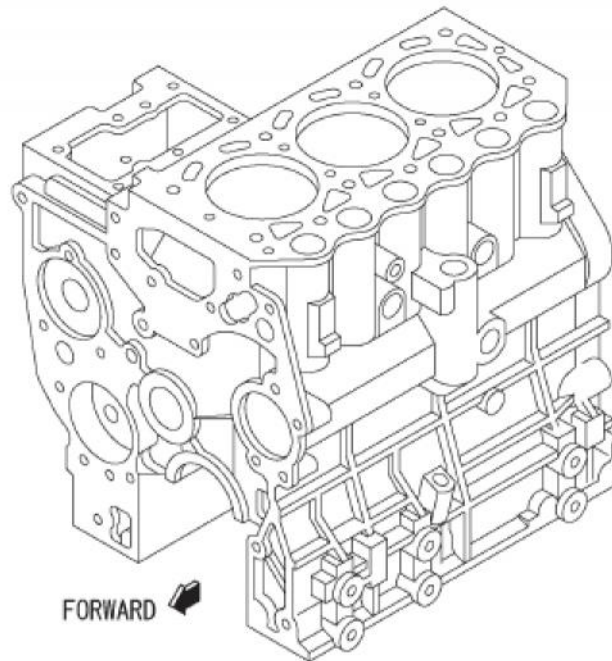
FIG 112

T273

OIL PAN

년/월
Year/Month

2020.07



NOTE

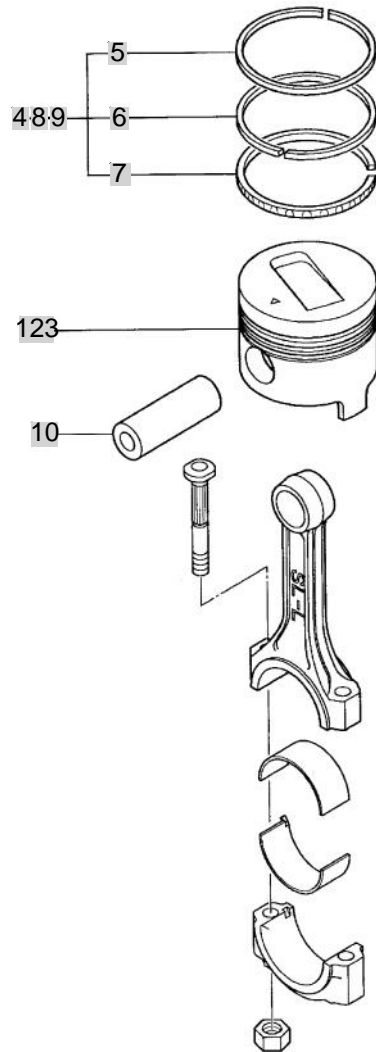
FIG 113

T273

PISTON

년/월
Year/Month

2020.07



NOTE

FIG 113 T273	PISTON						년/월 Year/Month
							2020.07

KEY NO		PART NO	DESCRIPTION	SPEC	QTY	REPAIR	EFFECTIVE DATE	REMARKS
113	123	31A17-11100	PISTON	STD	3			
113	4	MM433921	RING SET , PISTON	STD	3			
113	5	-	CASE , THERMOSTAT		3			
113	6	-	CASE , THERMOSTAT		3			
113	7	-	CASE , THERMOSTAT		3			
113	8	MM433922	RING SET , PISTON	O.S 0.25	3			
113	9	MM433923	RING SET , PISTON	O.S 0.50	3			
113	10	31A17-10602	PIN,PISTON		3			

NOTE

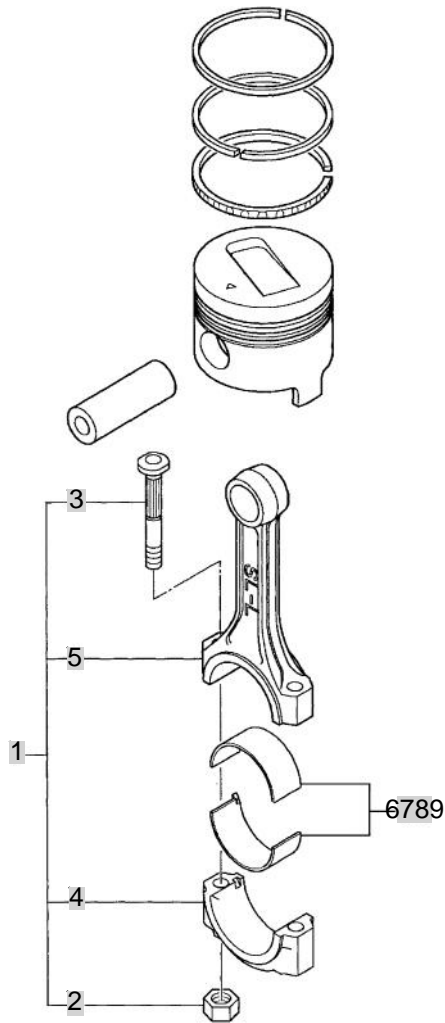
FIG 114

T273

CONNECTING-ROD

년/월
Year/Month

2020.07



NOTE

FIG 114		CONNECTING-ROD						년/월 Year/Month
T273								2020.07
KEY NO		PART NO	DESCRIPTION	SPEC	QTY	REPAIR	EFFECTIVE DATE	REMARKS
114	1	31B19-01023	ROD ASSY , CONNECTING		3			
114	2	MD006704	NUT,CONNECTING ROD		6			
114	3	MD021105	BOLT,CONNECTING ROD		6			
114	4	-	CASE , THERMOSTAT		3			
114	5	-	CASE , THERMOSTAT		3			
114	6789	MM437305	BEARING SET , CON-ROD	STD	3			
NOTE								

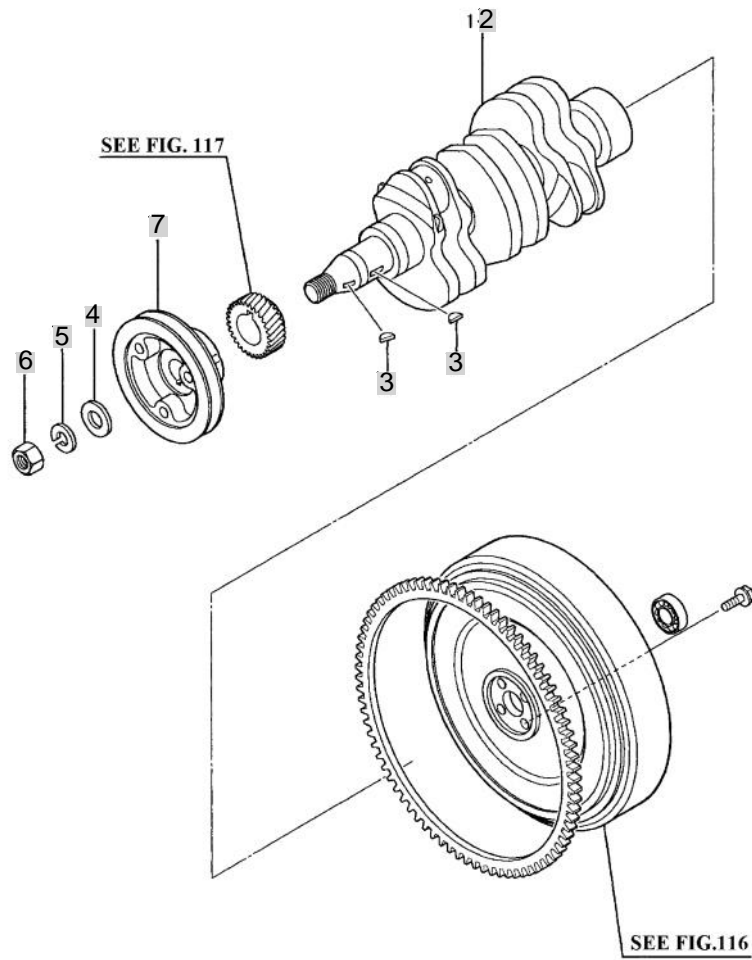
FIG 115

T273

CRANKSHAFT & PULLEY

년/월
Year/Month

2020.07



NOTE

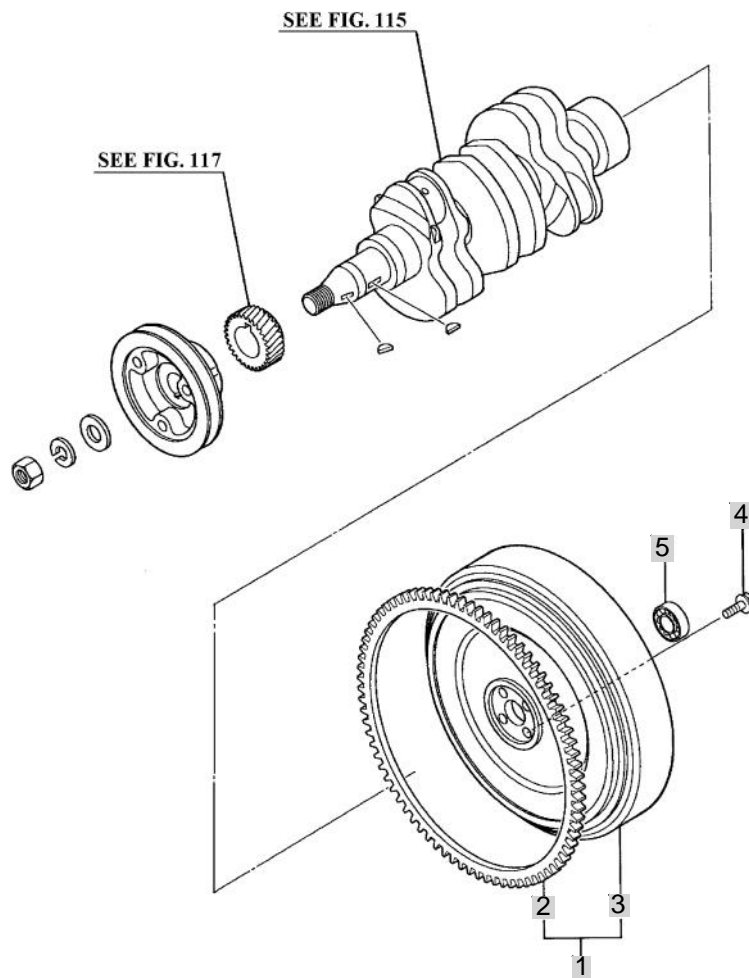
FIG 116

T273

FLYWHEEL

년/월
Year/Month

2020.07



NOTE

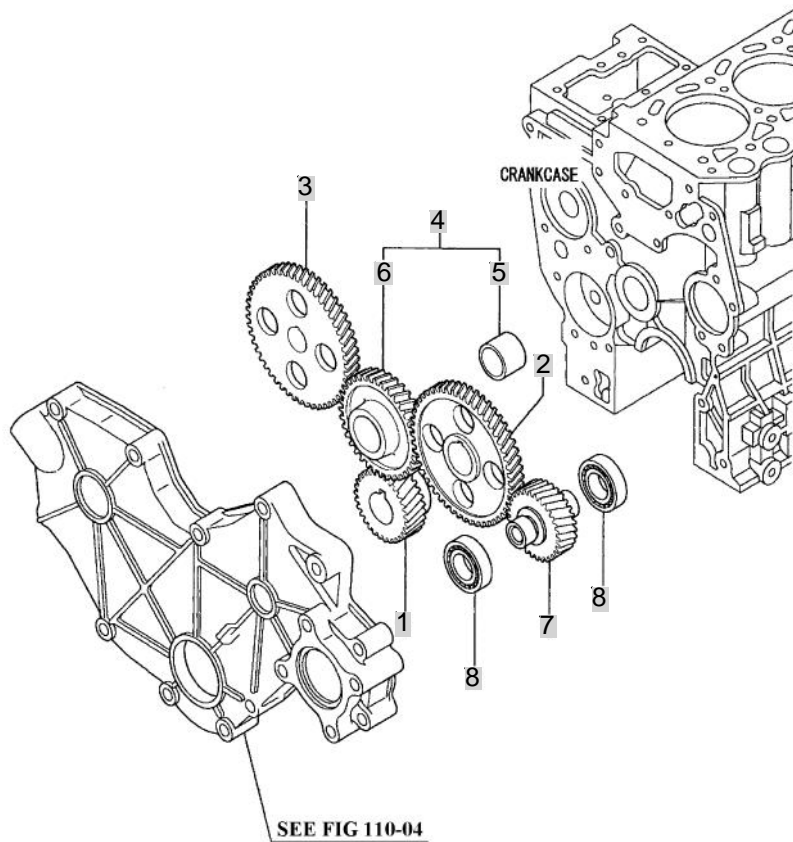
FIG 117

T273

TIMING GEAR

년/월
Year/Month

2020.07



NOTE

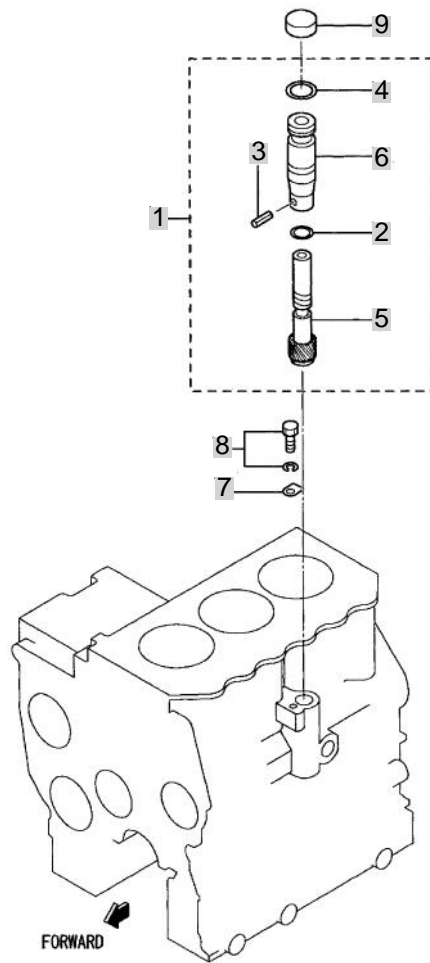
FIG 118

T273

TACHO DRIVE

년/월
Year/Month

2020.07



NOTE

FIG 118 T273		TACHO DRIVE						년/월 Year/Month	
								2020.07	
KEY NO	PART NO	DESCRIPTION	SPEC	QTY	REPAIR	EFFECTIVE DATE	REMARKS		
118	1	MM430-59801	DRIVEN UNIT,METER		1				
118	2	MD701788	O-RING		1	B			
118	3	MF472535	PIN,SPRING		1	B			
118	4	MF520012	O-RING		1	B			
118	5	MM407171	GEAR	Z=16	1				
118	6	MM430-41901	SLEEVE		1				
118	7	MD701789	PLATE		1				
118	8	F1805-06012	BOLT , W / WASHER		1				
118	9	MM409980	PLUG , SHIPPING		1				
NOTE									

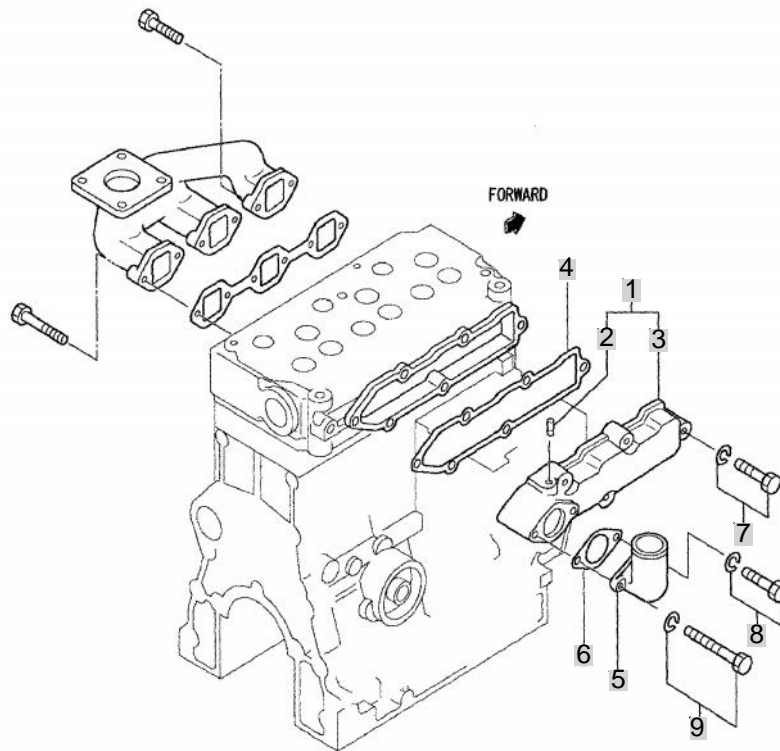
FIG 119

T273

INLET SYSTEM

년/월
Year/Month

2020.07



NOTE

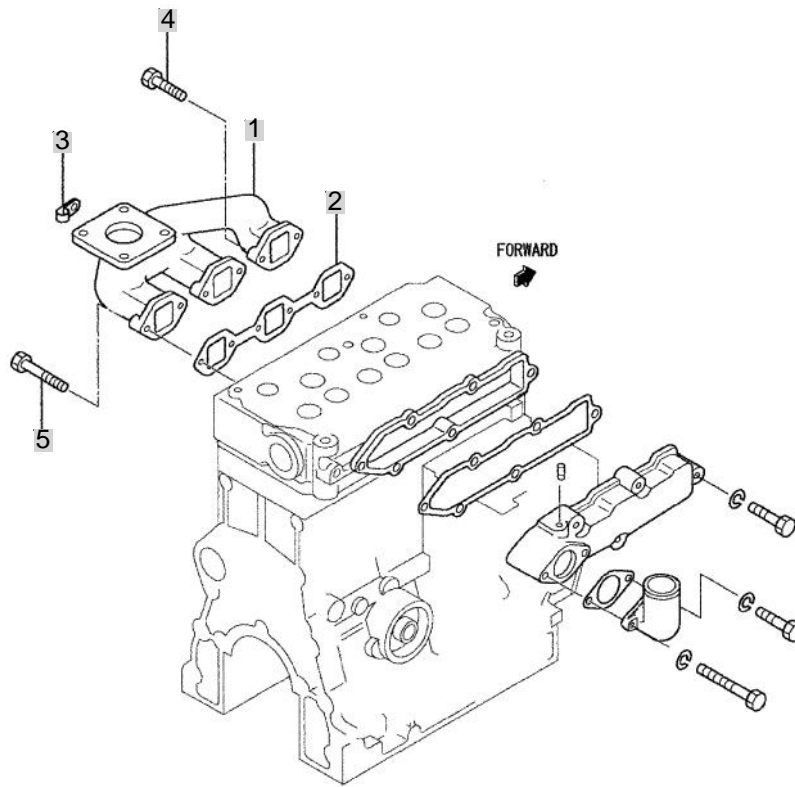
FIG 120

T273

EXHAUST SYSTEM

년/월
Year/Month

2020.07



NOTE

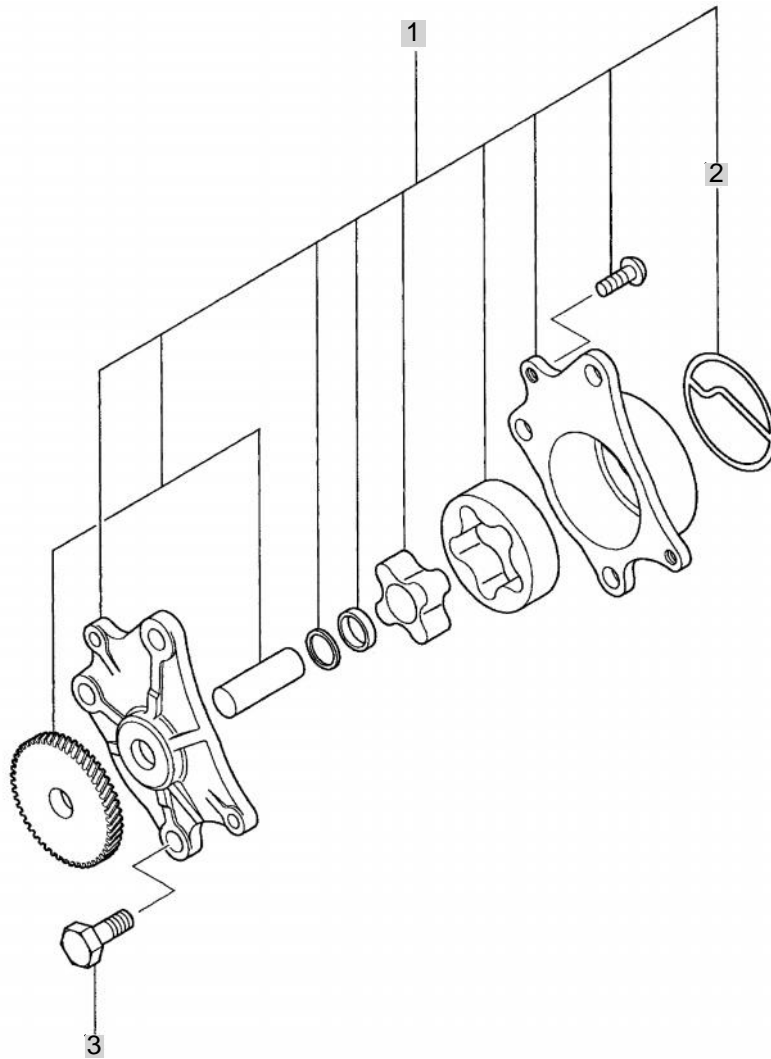
FIG 121

T273

OIL PUMP

년/월
Year/Month

2020.07



NOTE

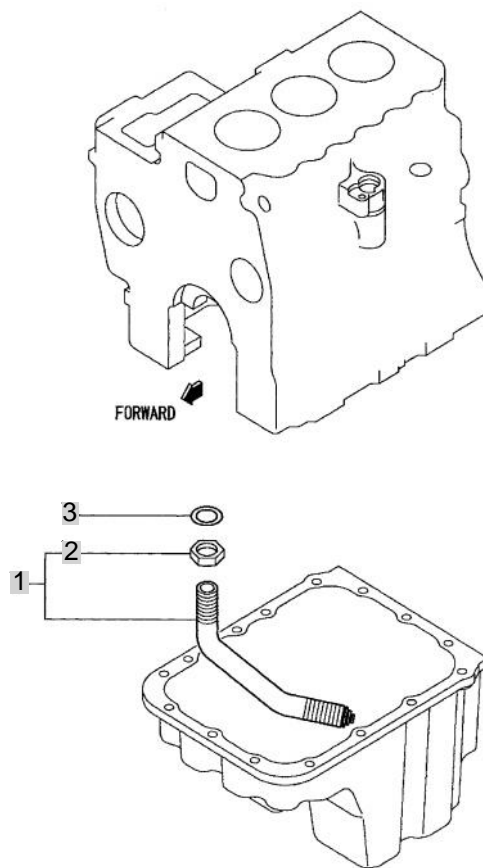
FIG 122

T273

OIL STRAINER

년/월
Year/Month

2020.07



NOTE

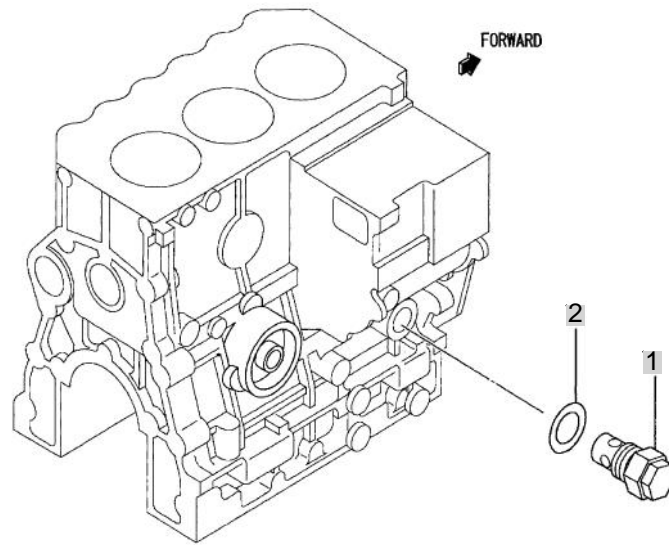
FIG 123

T273

OIL SYSTEM

년/월
Year/Month

2020.07



NOTE

FIG 123 T273	OIL SYSTEM						년/월 Year/Month
							2020.07

KEY NO		PART NO	DESCRIPTION	SPEC	QTY	REPAIR	EFFECTIVE DATE	REMARKS
123	1	32A36-05012	VALVE ASSY,RELIEF		1			
123	2	34340-00700	GASKET		1	B		
NOTE								

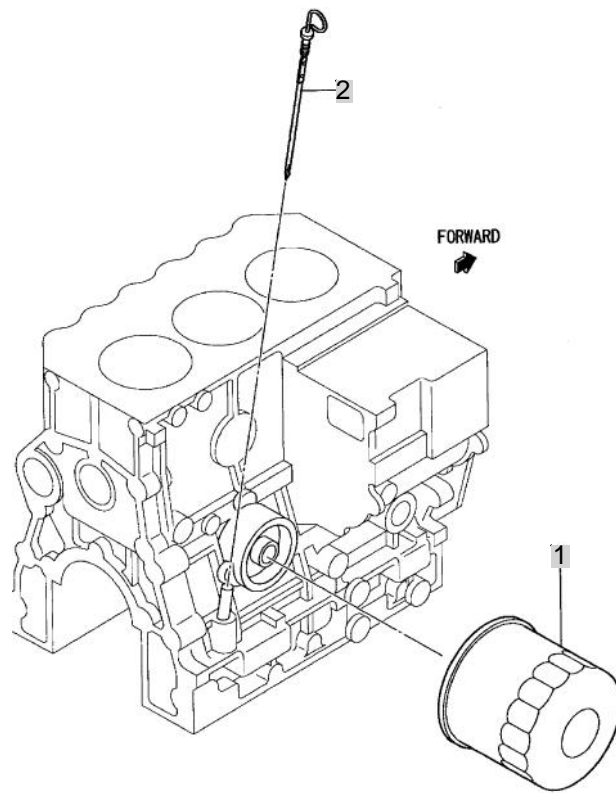
FIG 124

T273

OIL FILTER & GAGE

년/월
Year/Month

2020.07



NOTE

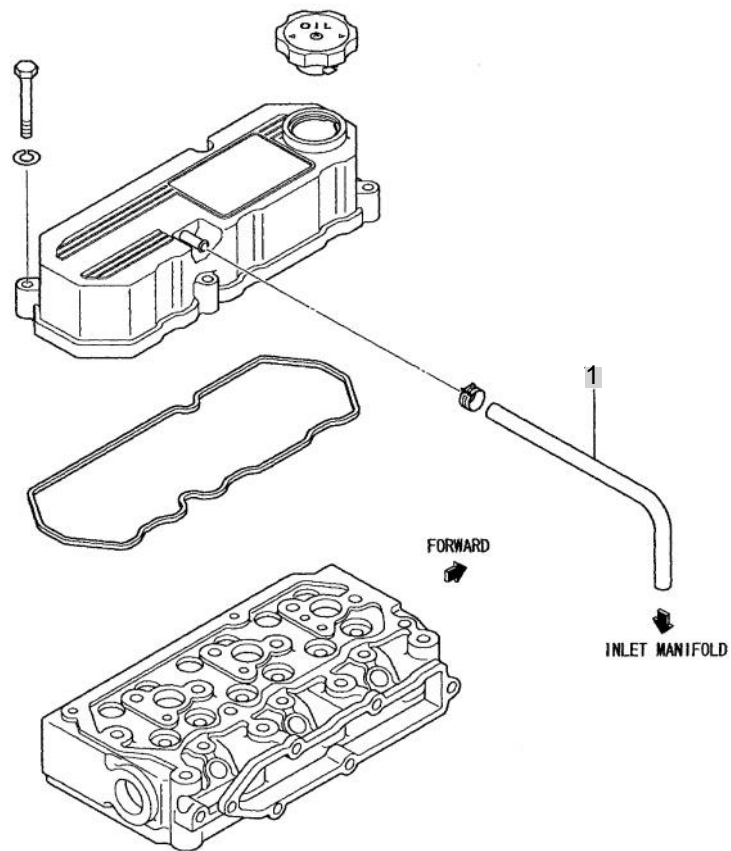
FIG 125

T273

BREATHER

년/월
Year/Month

2020.07



NOTE

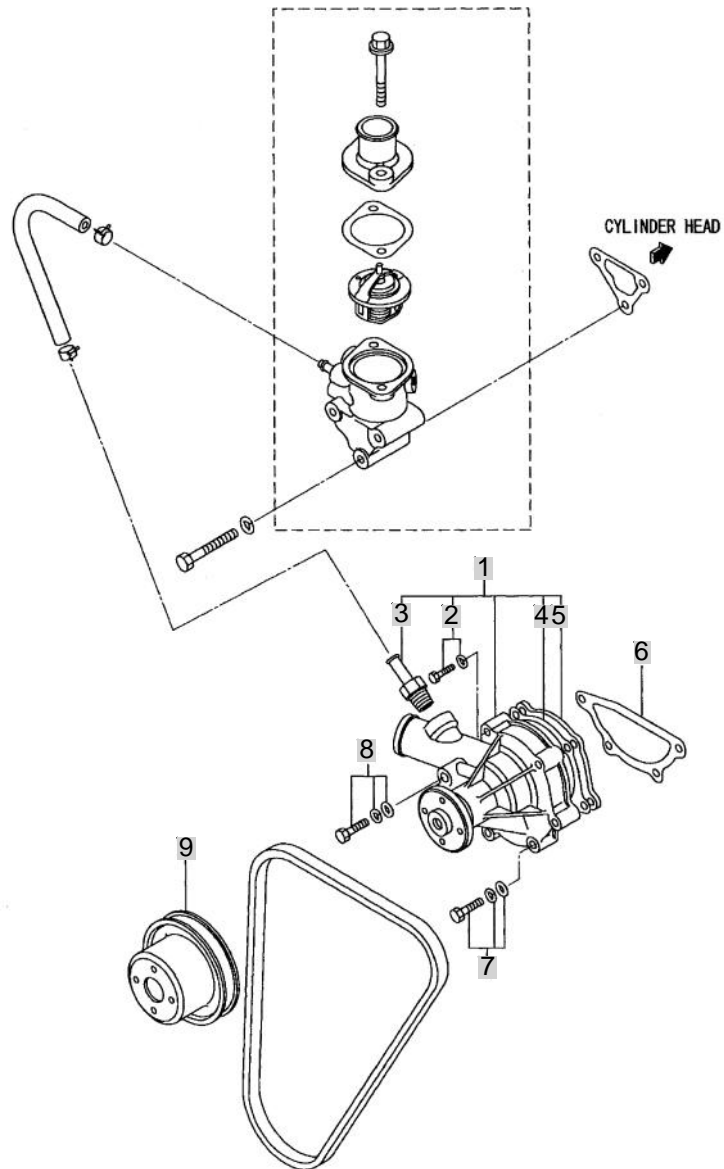
FIG 126

T273

WATER PUMP & PULLEY

년/월
Year/Month

2020.07



NOTE

FIG 126		WATER PUMP & PULLEY					년/월 Year/Month
T273							2020.07

KEY NO		PART NO	DESCRIPTION	SPEC	QTY	REPAIR	EFFECTIVE DATE	REMARKS
126	1	MM409302	PUMP ASSY , WATER		1			
126	2	F1805-06030	BOLT, W /WASHER		2			
126	3	MM409314	JOINT , WATER PUMP		1			
126	4	MM409326	GASKET,WATER PUMP		1	B		
126	5	MM409327	PLATE,WATER PUMP		1			
126	6	30H45-00101	GASKET,WATER PUMP		1	B		
126	7	F1825-08045	BOLT, W /WASHER		3			
126	8	F1825-08060	BOLT, W /WASHER		1			
126	9	31A45-20800	PULLEY , WATER PUMP		1			
NOTE								

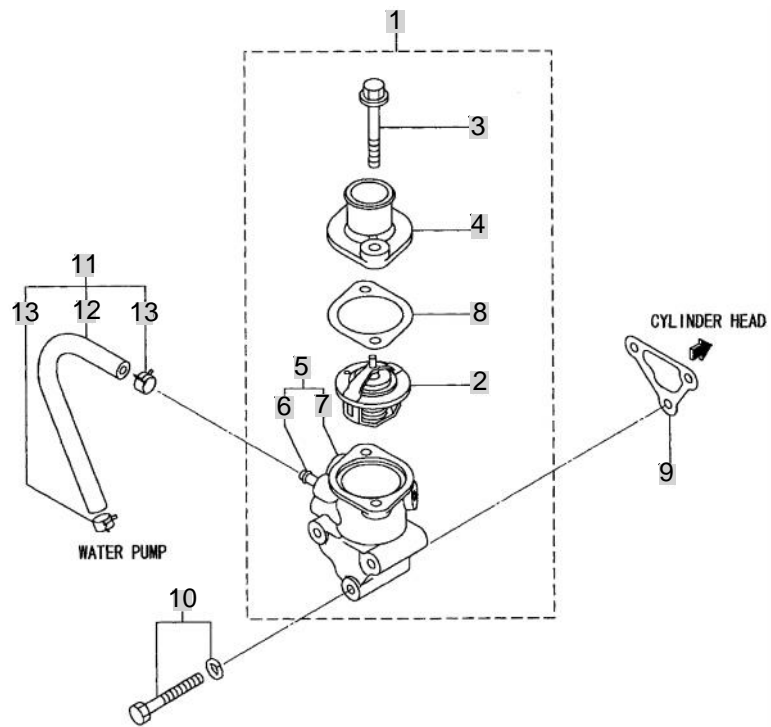
FIG 127

T273

COOLING SYSTEM

년/월
Year/Month

2020.07



NOTE

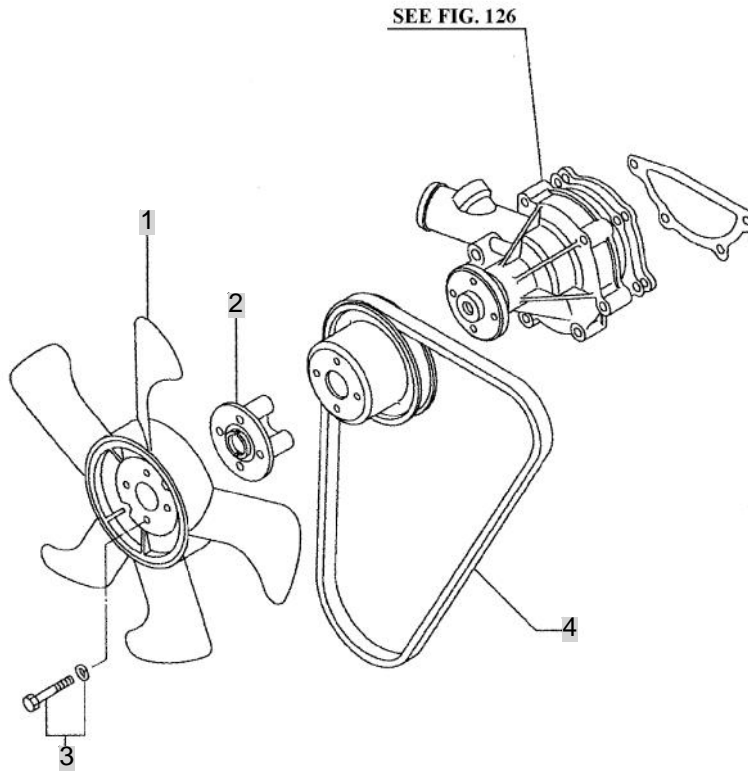
FIG 128

T273

FAN & V-BELT

년/월
Year/Month

2020.07



NOTE

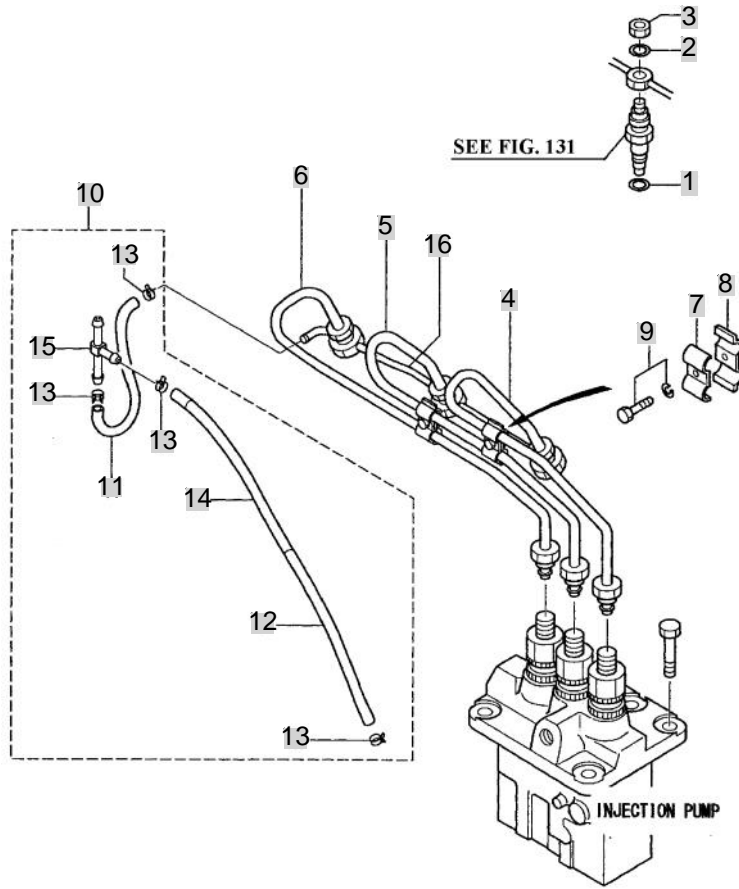
FIG 130

FUEL SYSTEM

년/월
Year/Month

2020.07

T273



NOTE

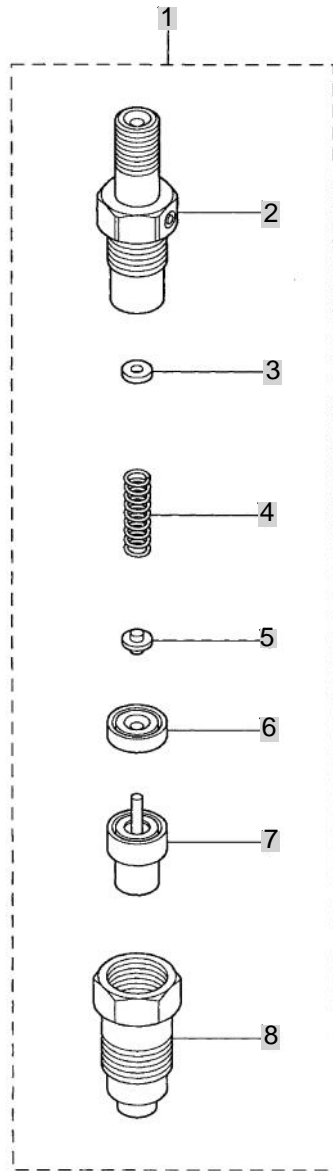
FIG 131

T273

NOZZLE & NOZZLE HOLDER

년/월
Year/Month

2020.07



NOTE

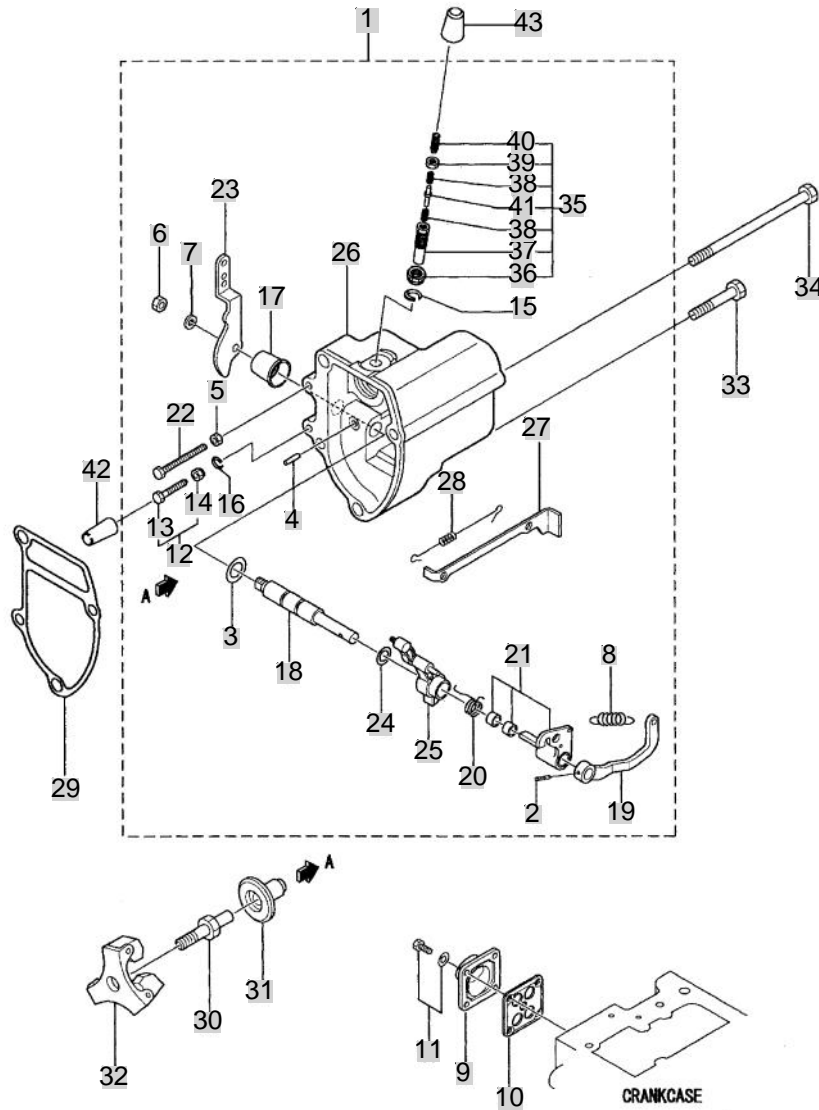
FIG 133

GOVERNOR

년/월
Year/Month

2020.07

T273



NOTE

FIG 133 T273		GOVERNOR					년/월 Year/Month	
							2020.07	
KEY NO	PART NO	DESCRIPTION	SPEC	QTY	REPAIR	EFFECTIVE DATE	REMARKS	
133	1	31B63-05070	CASE ASSY , GOVERNOR		1			
133	2	F2850-03020	PIN,SPRING		1			
133	3	F3150-01010	O-RING		1			
133	4	K8712630	PIN,GROOVED		1			
133	5	MF430004	NUT		1			
133	6	MF430725	NUT,JAM		1			
133	7	MF450405	WASHER,SPRING		1			
133	8	MM433673	SPRING , GOVERNOR		1			
133	9	MM435288	OIL INLET		1			
133	10	MM435249	PROTECTOR,OIL INLET		1	B		
133	11	F1805-06018	BOLT , W / WASHER		4			
133	12	30L63-00030	BOLT ASSY,HIGH SPEED		1			
133	13	30L63-02100	BOLT , HIGH SPEED SET		1			
133	14	30L63-02300	NUT , HIGHT SPEED SET		1			
133	15	30L63-00700	C-RING,TORQUE SET		1			
133	16	30L63-02600	C-RING,HIGH SPEED		1			
133	17	31A63-01800	COVER,GOVERNOR		1			
133	18	31A63-02600	SHAFT,GOVERNOR		1			
133	19	31A63-02700	LEVER,GOV SPRING		1			
133	20	31A63-05300	SPRING,START		1			
133	21	31A63-05400	LEVER ASSY ,TENSION		1			
133	22	31A63-07900	BOLT , LOW IDLE SET		1			
133	23	31A63-11301	LEVER,SPEED CONTROL		1			
133	24	31A63-15200	SHIM,GOVERNOR SHAFT		1			
133	25	31A63-15500	LEVER ASSY,GOVERNOR		1			
133	26	31A63-22100	CASE,GOVERNOR		1			
133	27	31B63-00400	TIE-ROD		1			
133	28	31B63-00500	SPRING , TIE-ROD		1			
133	29	31A63-12201	GASKET,GOVERNOR CASE		1	B		
133	30	31A63-10305	SHAFT,SLIDING SLEEVE		1	B		
133	31	31A63-20201	SLEEVE,SLIDING		1			
133	32	31A63-11061	WEIGHT ASSY,GOVERNOR		1			
133	33	F1035-08045	BOLT		3			
133	34	31A63-02300	BOLT , GOVERNOR CASE		1			
133	35	31A64-01080	SPRING SET,TORQUE		1			
133	36	30L63-00600	NUT,TORQUE SET		1			
133	37	31A64-00200	CASE,TORQUE SPRING		1			
133	38	31A64-01800	SPRING,TORQUE		2			
133	39	MD000961	NUT		1			
133	40	MD065628	SCREW,ADJUSTING		1			
133	41	MM434541	STIPPER,SPRING		1			
133	42	30L63-02400	COVER , HIGH SPEED SET		1			
133	43	31A64-00800	COVER , TORQUE SET		1			
NOTE								

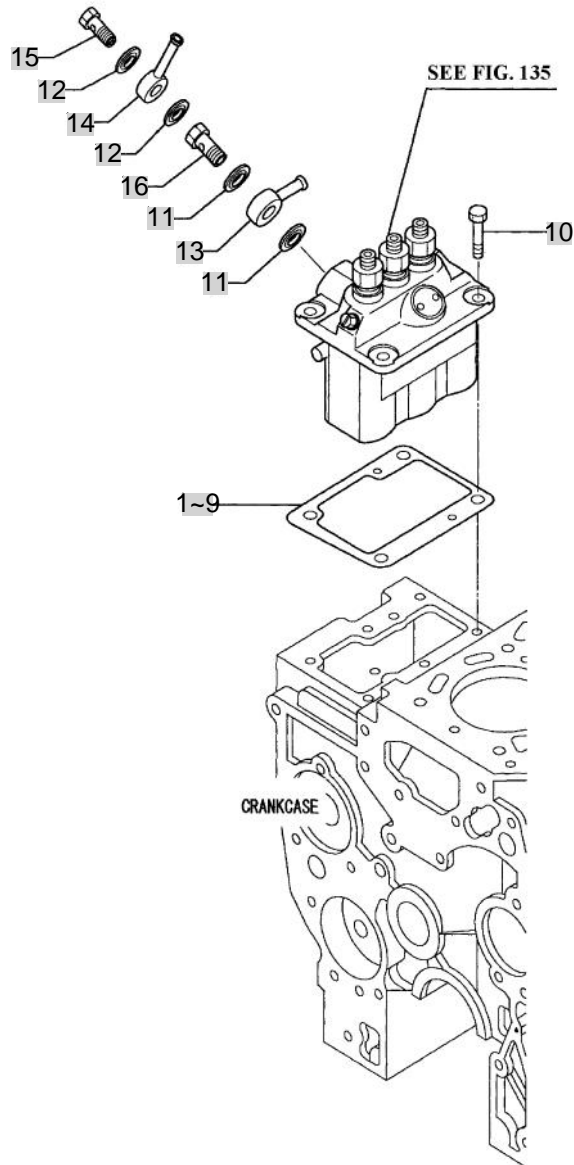
FIG 134

INJECTION PUMP

년/월
Year/Month

2020.07

T273



NOTE

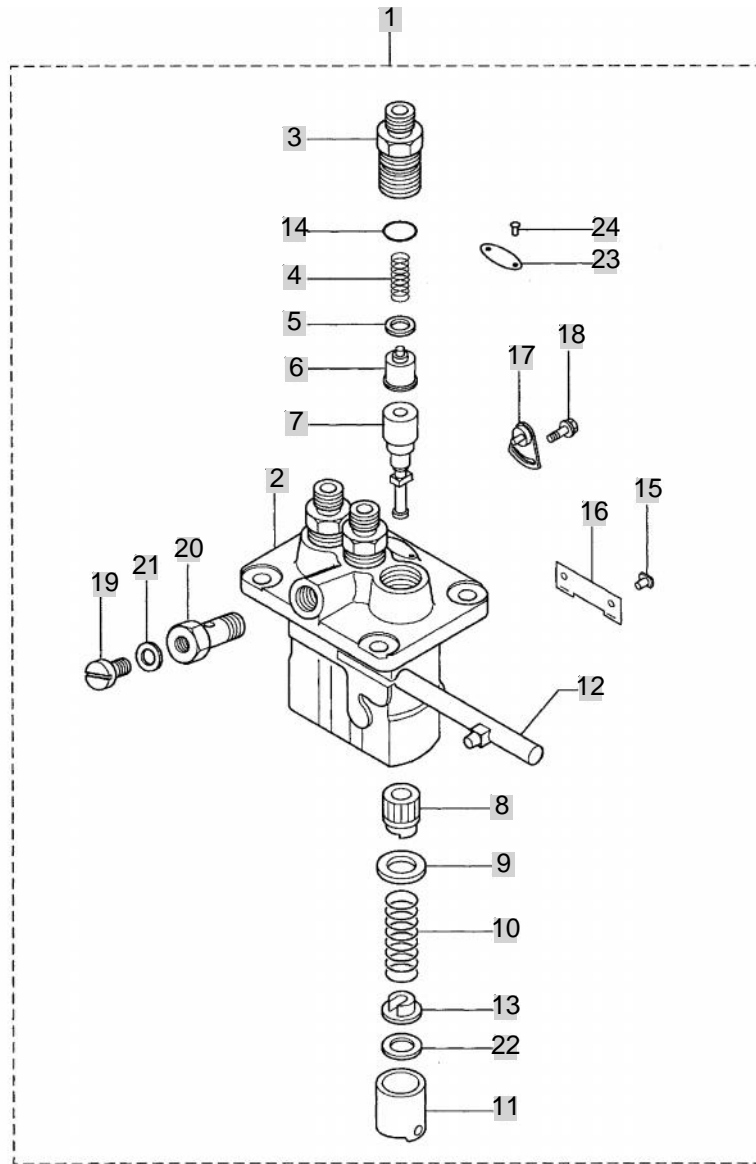
FIG 135

INJECTION PUMP

년/월
Year/Month

2020.07

T273



NOTE

FIG 135 T273	INJECTION PUMP					년/월 Year/Month	
						2020.07	

KEY NO	PART NO	DESCRIPTION	SPEC	QTY	REPAIR	EFFECTIVE DATE	REMARKS
135	1	31B65-02030	PUMP ASSY , FUEL INJECTION	1			
135	2	09011-05110	HOUSING SUB ASSY	1			
135	3	09013-10520	HOLDER , DELIVERY	3			
135	4	09013-60540	SPRING , DELIVERY	3			
135	5	09013-70130	GASKET,DELIVERY	3			
135	6	09014-02610	VALVE SUB ASSY	3			
135	7	09015-05550	ELEMENT SUB ASSY	3			
135	8	09016-10210	SLEEVE,CONTROL	3			
135	9	09016-30082	SEAT,SPRING UPPER	3			
135	10	09016-40170	SPRING , PLUNGER	3			
135	11	09017-00170	TAPPET SUB ASSY	3			
135	12	09021-00470	RACK ASSY , CONTROL	1			
135	13	09030-10060	SEAT,SPRING LOWER	3			
135	14	90802-20150	O-RING	3	B		
135	15	09018-30050	PIN,TAPPET GUIDE	3			
135	16	09046-70040	PLATE	1			
135	17	09006-80020	PLATE,ADJUSTING	2			
135	18	94904-80800	BOLT,WASHER HEAD	2			
135	19	09024-40180	SCREW,AIR BLEEDER	1			
135	20	09024-50210	SCREW, HOLLOW	1			
135	21	94901-81020	WASHER,PLATE	1			
135	22	09031-10010	SHIM	T=0.6	AR		
135	23	09450-36820	PLATE, NAME	1			
135	24	94903-00030	RIVET	2			

NOTE	
------	--

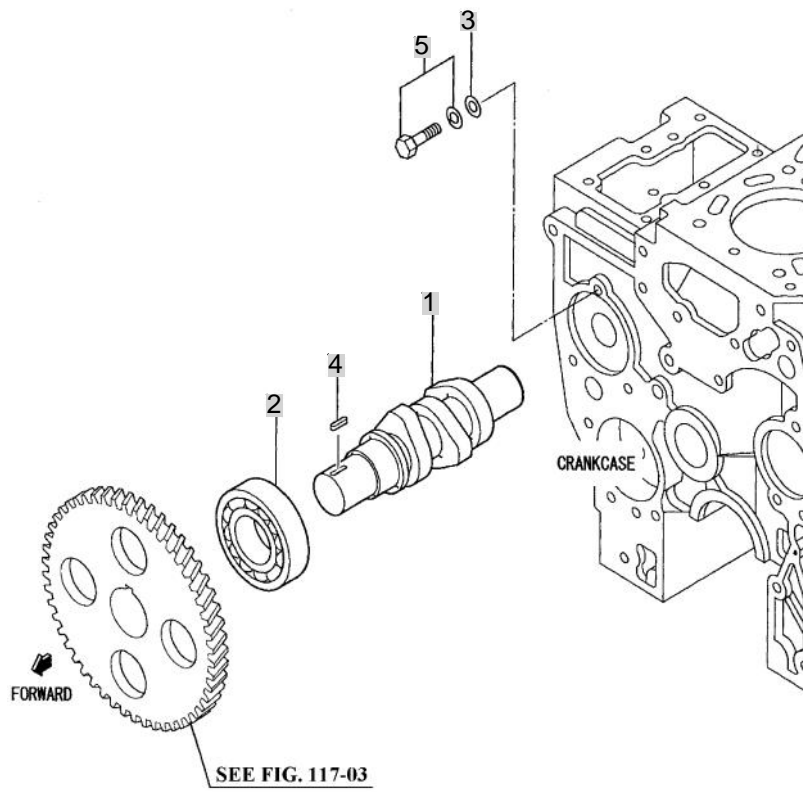
FIG 136

T273

FUEL INJECTION PUMP DRIVE

년/월
Year/Month

2020.07



NOTE

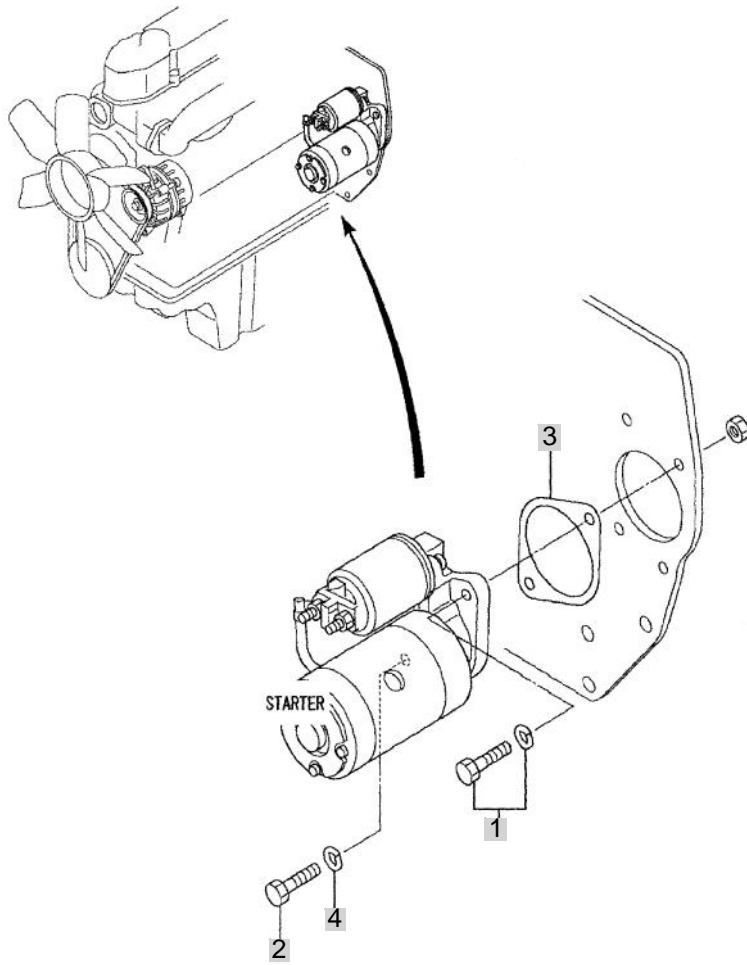
FIG 137

T273

STARTER

년/월
Year/Month

2020.07



NOTE

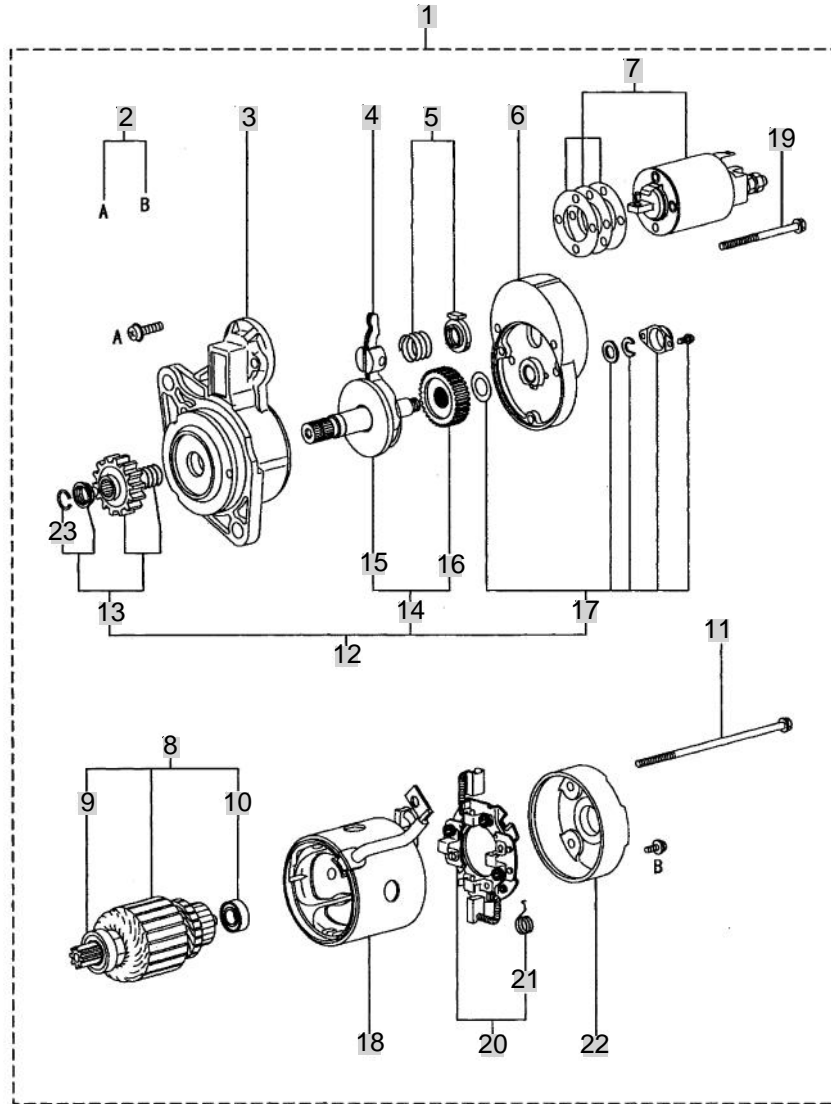
FIG 138

STARTER(12V-1.6KW)

년/월
Year/Month

2020.07

T273



PART WITHOUT REF. NO. WON'T BE SUPPLIED

NOTE

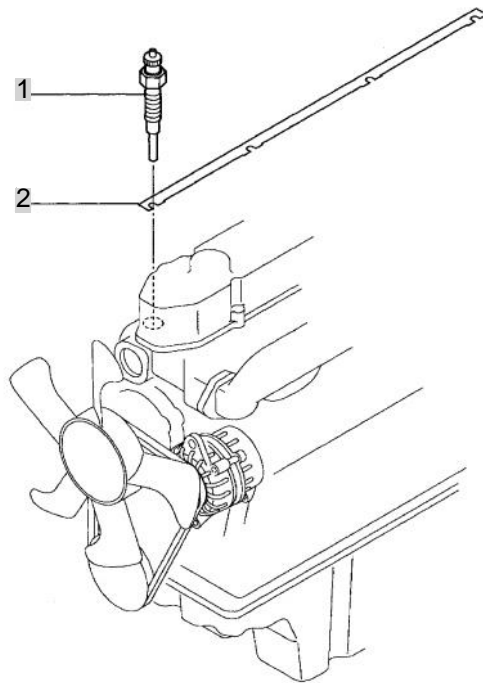
FIG 139

T273

GLOW PLUG

년/월
Year/Month

2020.07



NOTE

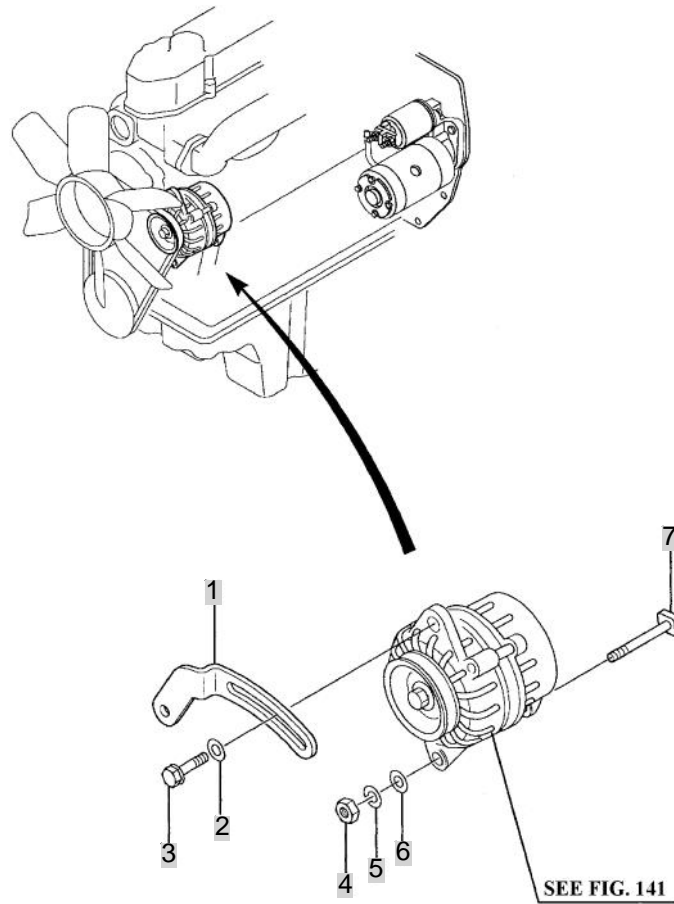
FIG 140

T273

ALTERNATOR

년/월
Year/Month

2020.07



NOTE

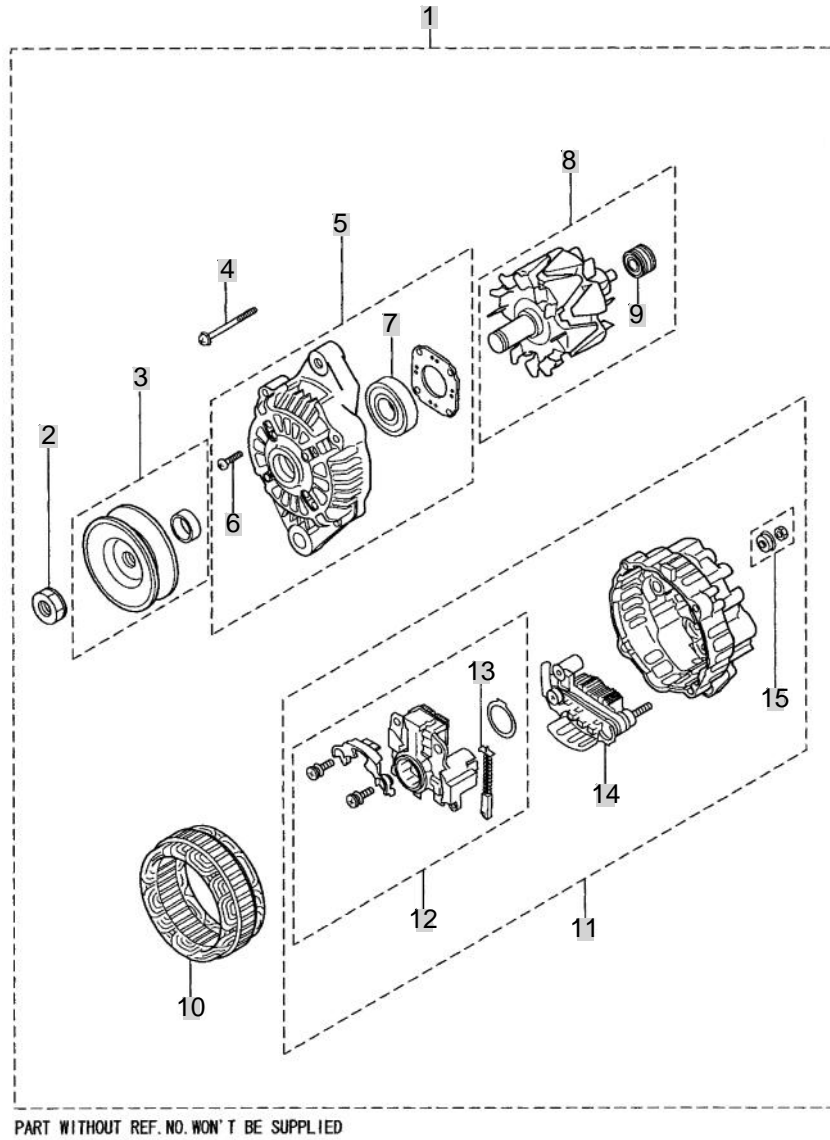
FIG 141

T273

ALTERNATOR(12V-50A)

년/월
Year/Month

2020.07



NOTE

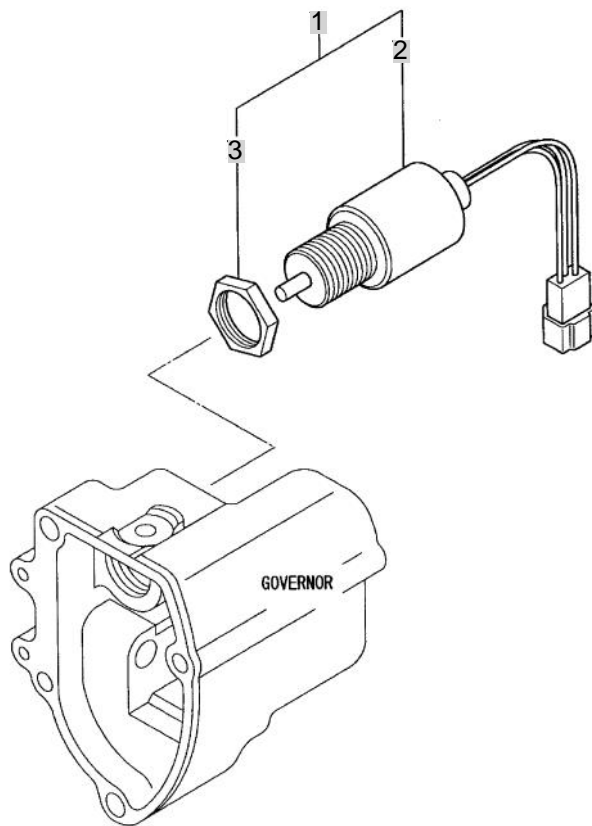
FIG 142

T273

ENGINE CONTROL

년/월
Year/Month

2020.07



NOTE

FIG 142 T273		ENGINE CONTROL					년/월 Year/Month	
							2020.07	
KEY NO	PART NO	DESCRIPTION	SPEC	QTY	REPAIR	EFFECTIVE DATE	REMARKS	
142	1	30A87-10042	SOLENOID & NUT SET		1			
142	2	30A87-20402	SOLENOID ASSY		1			
142	3	MM409671	NUT		1	B		
NOTE								

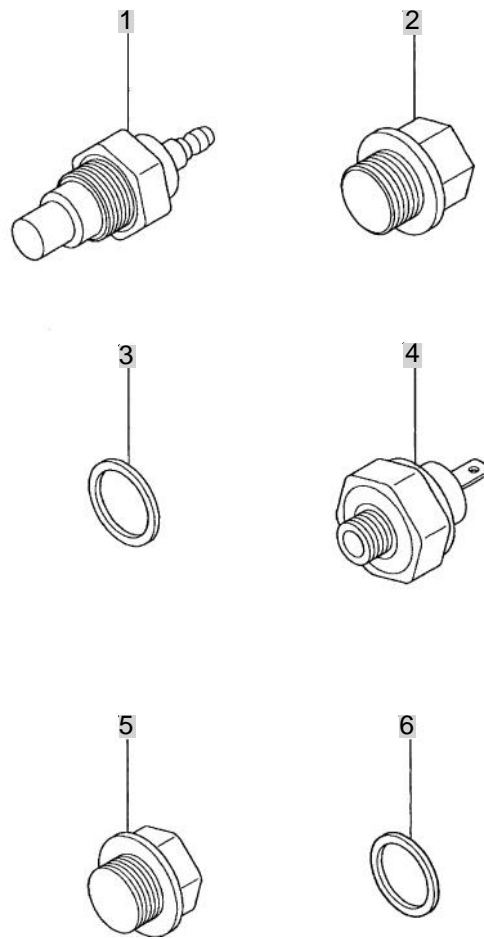
FIG 143

T273

INSTRUMENT

년/월
Year/Month

2020.07



NOTE

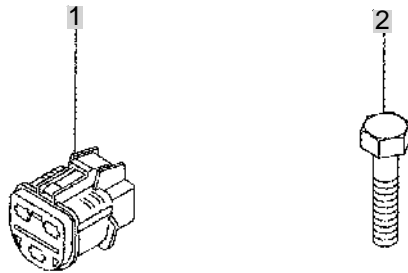
FIG 144

T273

ACCESSORY

년/월
Year/Month

2020.07



NOTE

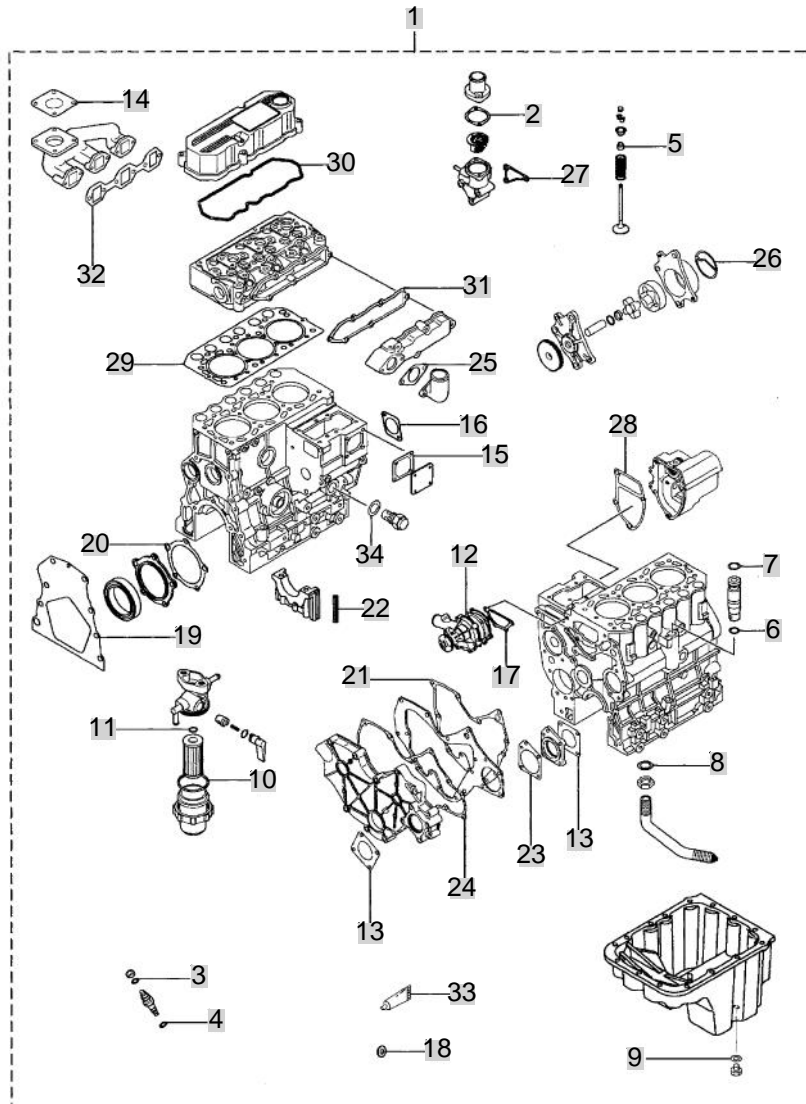
FIG 145

OVERHAUL GASKET KIT

년/월
Year/Month

2020.07

T273



NOTE

Z. ENGINE ACCESSORIES & CONTROL PART NO. 1273-E-C2

FIG 201 AIR CLEANER	95
FIG 202 RADIATOR	97
FIG 203 MUFFLER	99
FIG 204 FUEL TANK & FUEL LINE	101
FIG 205 ACCELERATOR	103
FIG 206 OIL COOLER	105
FIG 207 FUEL PUMP & FILTER	107

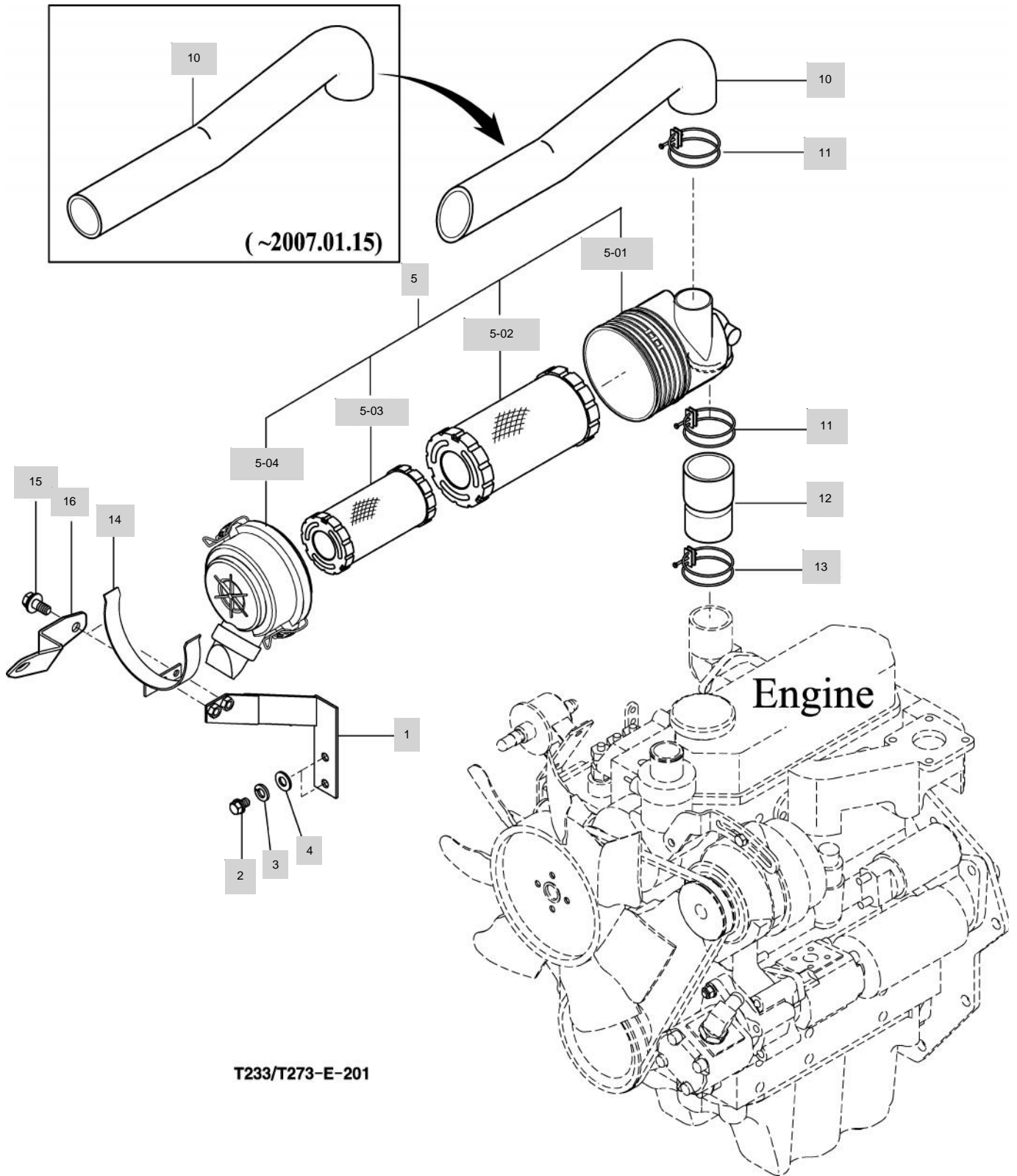
FIG 201

AIR CLEANER

년/월
Year/Month

2020.07

T273



T233/T273-E-201

NOTE

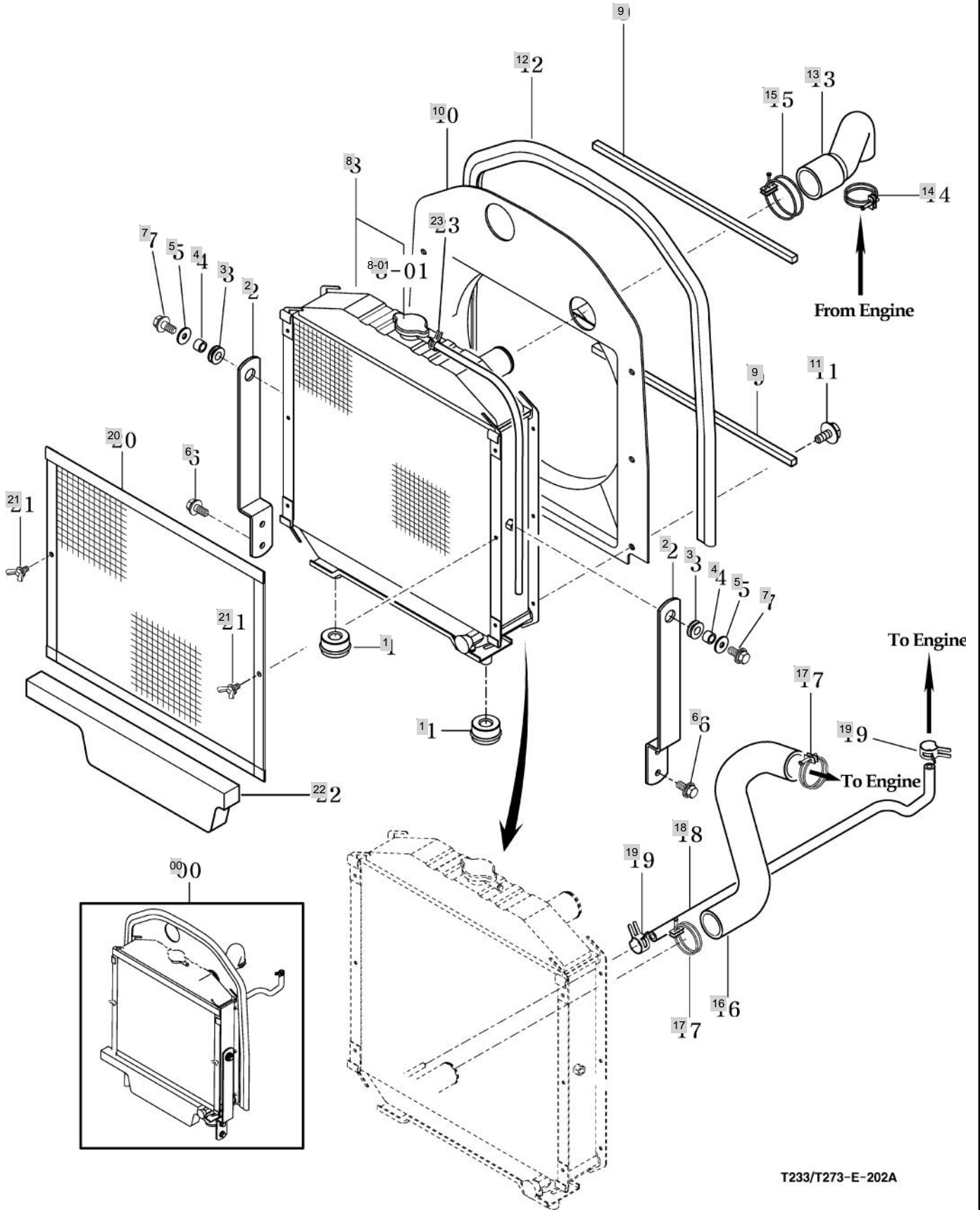
FIG 202

RADIATOR

년/월
Year/Month

2020.07

T273



T233/T273-E-202A

NOTE

FIG 202	RADIATOR					년/월 Year/Month
T273						2020.07

KEY NO	PART NO	DESCRIPTION	SPEC	QTY	REPAIR	EFFECTIVE DATE	REMARKS
202	00	13151040000	RADIATOR ASSY	1X1X1	1		
202	1	13151040040	CUSHION , RADIATOR	25	2		
202	2	13151040031DG	PLATE , RADIATOR FIX	T=4	2		
202	3	13012060070	RUBBER ,8.5X30X5	1X1X1	2	20120105	
202	4	15991040050	COLLAR , 08X12X08	12X1.8	0	20100402	
202	5	35602010150	WASHER , BIND SHAFT	T=2.3	0	20100402	
202	6	V2173608016	BOLT , HEX/S	M8X16	4	20121113	
202	7	V2173608016	BOLT , HEX/S	M8X16	4	20121113	
202	8	13151043000	RADIATOR COMP	1X1X1	1	20080109	
202	8-01	13151042110	CAP ASSY	1X1X1	1		
202	9	13151040110	INSULATOR	1X1X1	2		
202	10	13151040063	SHROUD	T=3	1		
202	11	V2193606016	BOLT , HEX/SPL	M6X16	7	20040401	
202	12	13151040050	INSULATOR	590	1		
202	13	13151040010	HOSE , INLET	82X220	1		
202	14	14241010040	CLIP , 45	D=45	4	20100402	
202	15	1471010220	CLAMP , (50)		1	20100301	
202	16	13151040020	HOSE , OUTLET	160X295	1		
202	17	14241010040	CLIP , 45	D=45	4	20100402	
202	18	14941040141	HOSE	14.5*610	1		
202	19	37481850030	BAND , HOSE 18.5	1/2 3/4	1	20120105	
202	20	13151042301DG	NET COMP	1X1X1	1		
202	21	V2712606012	BOLT , WING	M6X12	0	20080109	
202	22	13151120012	INSULATOR	400X80X(T30)	1		
202	23	37481850030	BAND , HOSE 18.5	1/2 3/4	1	20120105	

NOTE

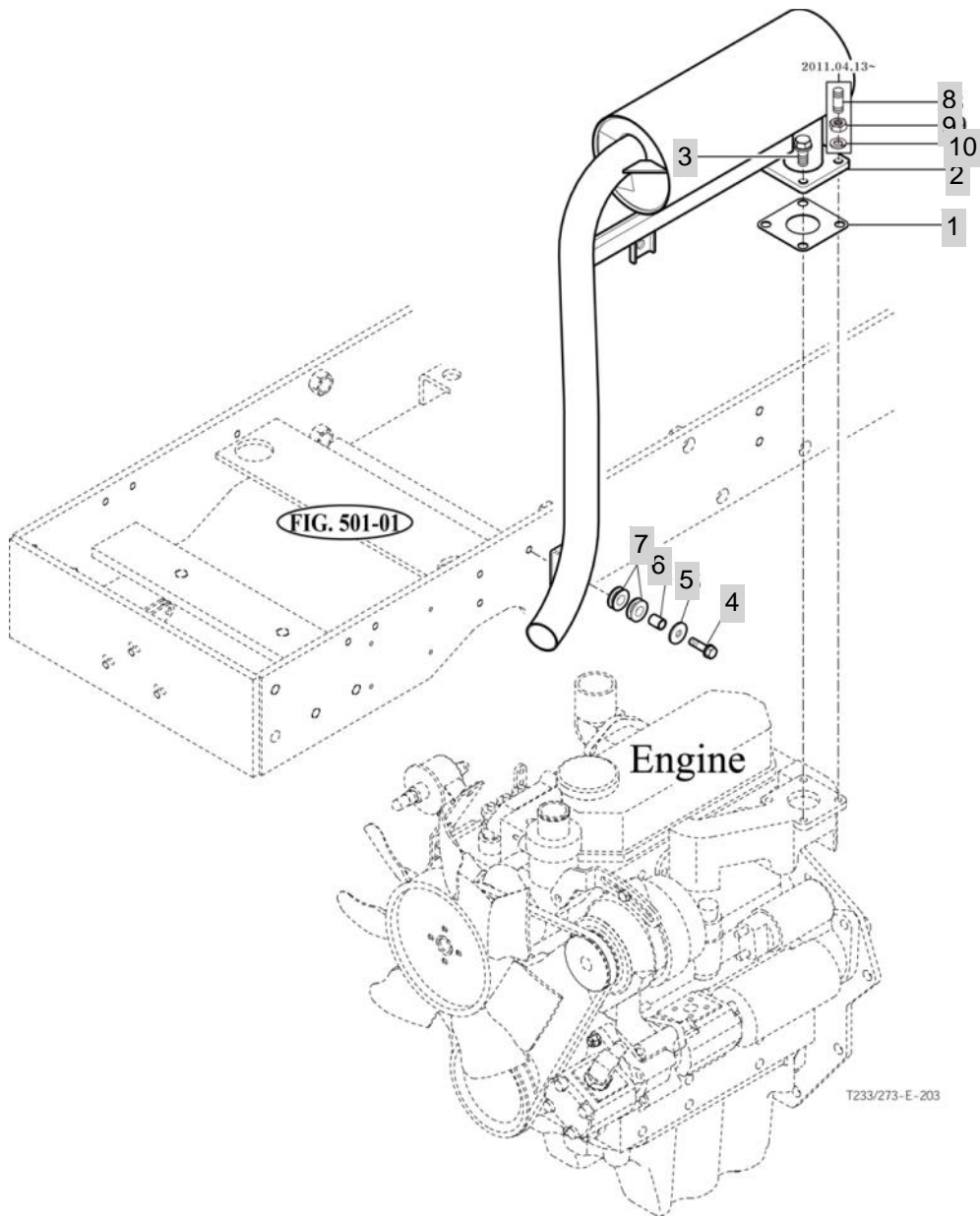
FIG 203

T273

MUFFLER

년/월
Year/Month

2020.07



T233/273-E-203

NOTE

FIG 204

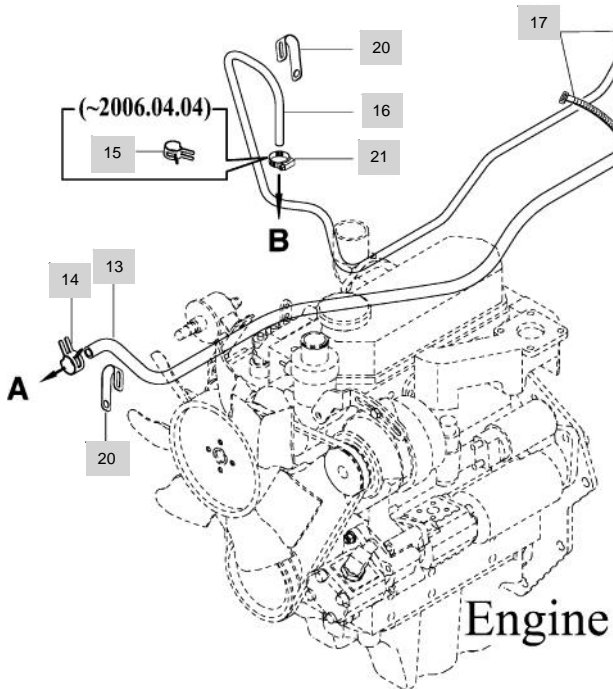
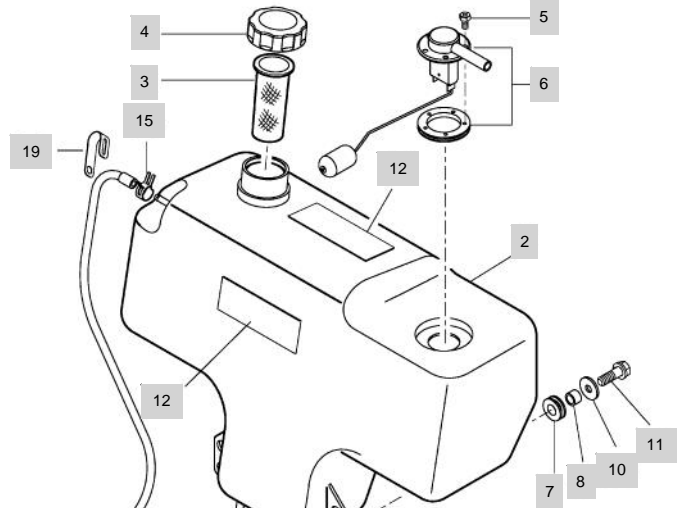
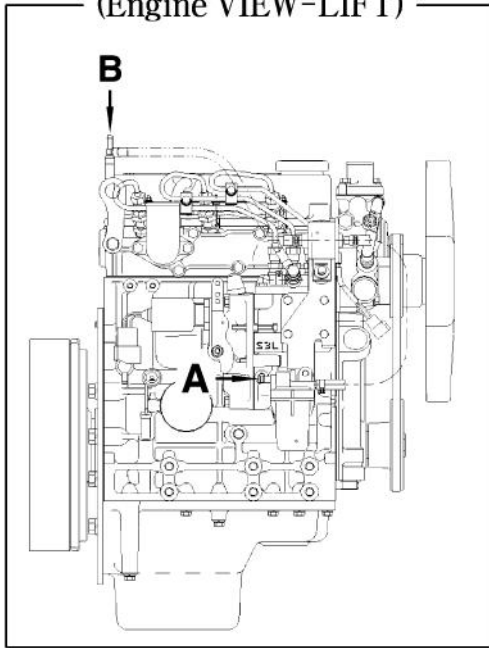
FUEL TANK & FUEL LINE

년/월
Year/Month

2020.07

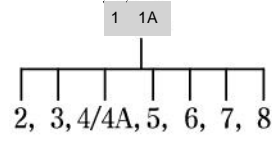
T273

(Engine VIEW-LIFT)



(~2006.04.04)

FIG. 601-01



T233/T273-E-204B

NOTE

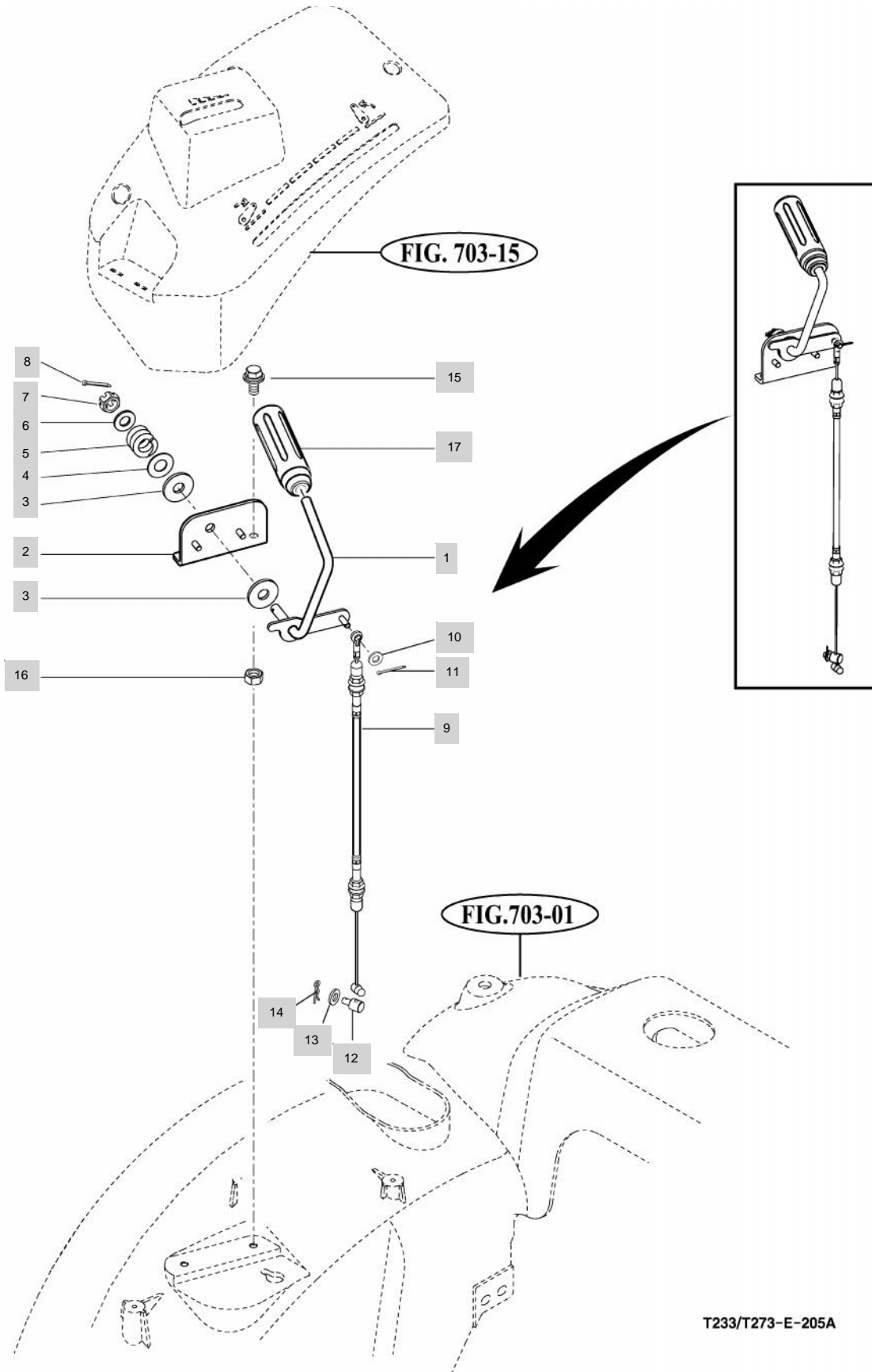
FIG 205

ACCELERATOR

년/월
Year/Month

2020.07

T273



T233/T273-E-205A

NOTE

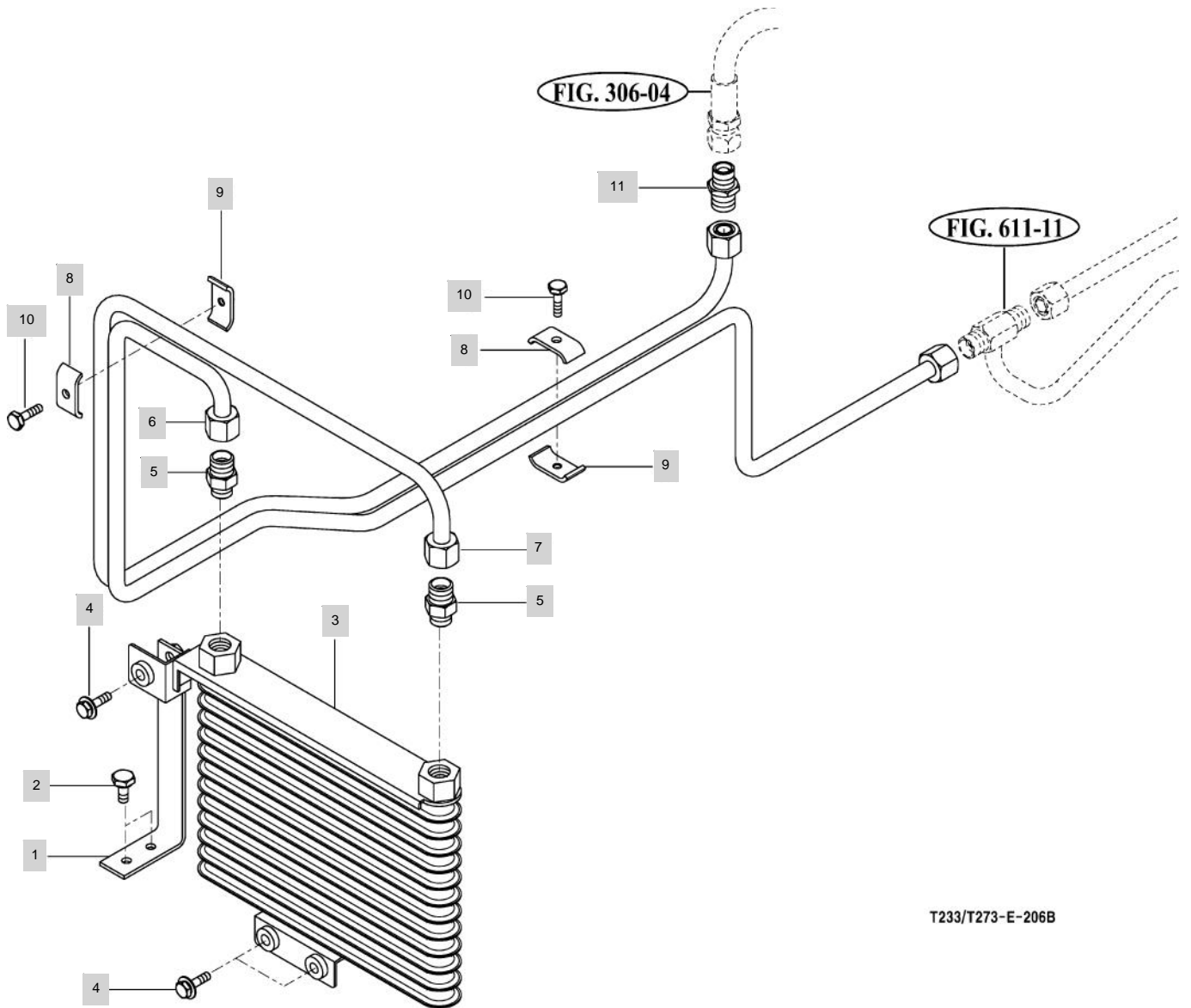
FIG 206

T273

OIL COOLER

년/월
Year/Month

2020.07



T233/T273-E-206B

NOTE

FIG 207

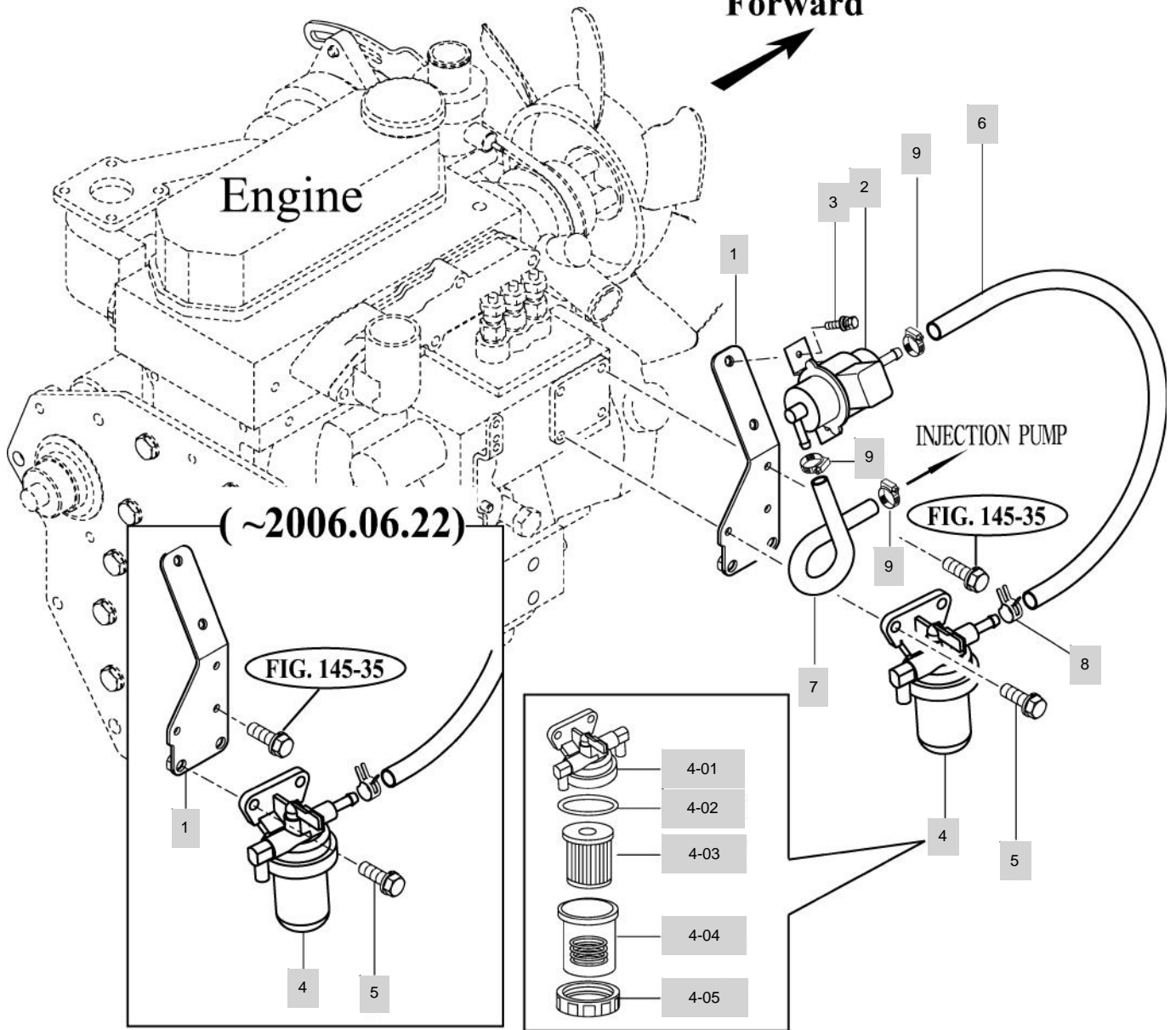
FUEL PUMP & FILTER

년/월
Year/Month

2020.07

T273

Forward
↗



T233/T273-E-207B

NOTE

3. CLUTCH, BRAKE, STEERING PART NO. T273-E-C3

FIG 301 FLYWHEEL COVER	110
FIG 302 SPEED CONTROL	112
FIG 303 BRAKE	115
FIG 304 BRAKE PEDAL & LINKAGE	117
FIG 305 STEERING WHEEL & DASH COVER	119
FIG 306 STEERING VALVE	121
FIG 307 STEERING CYLINDER	123
FIG 308 FRONT WHEEL	125
FIG 309 FRONT WHEEL	127
FIG 310 HAND BRAKE	129

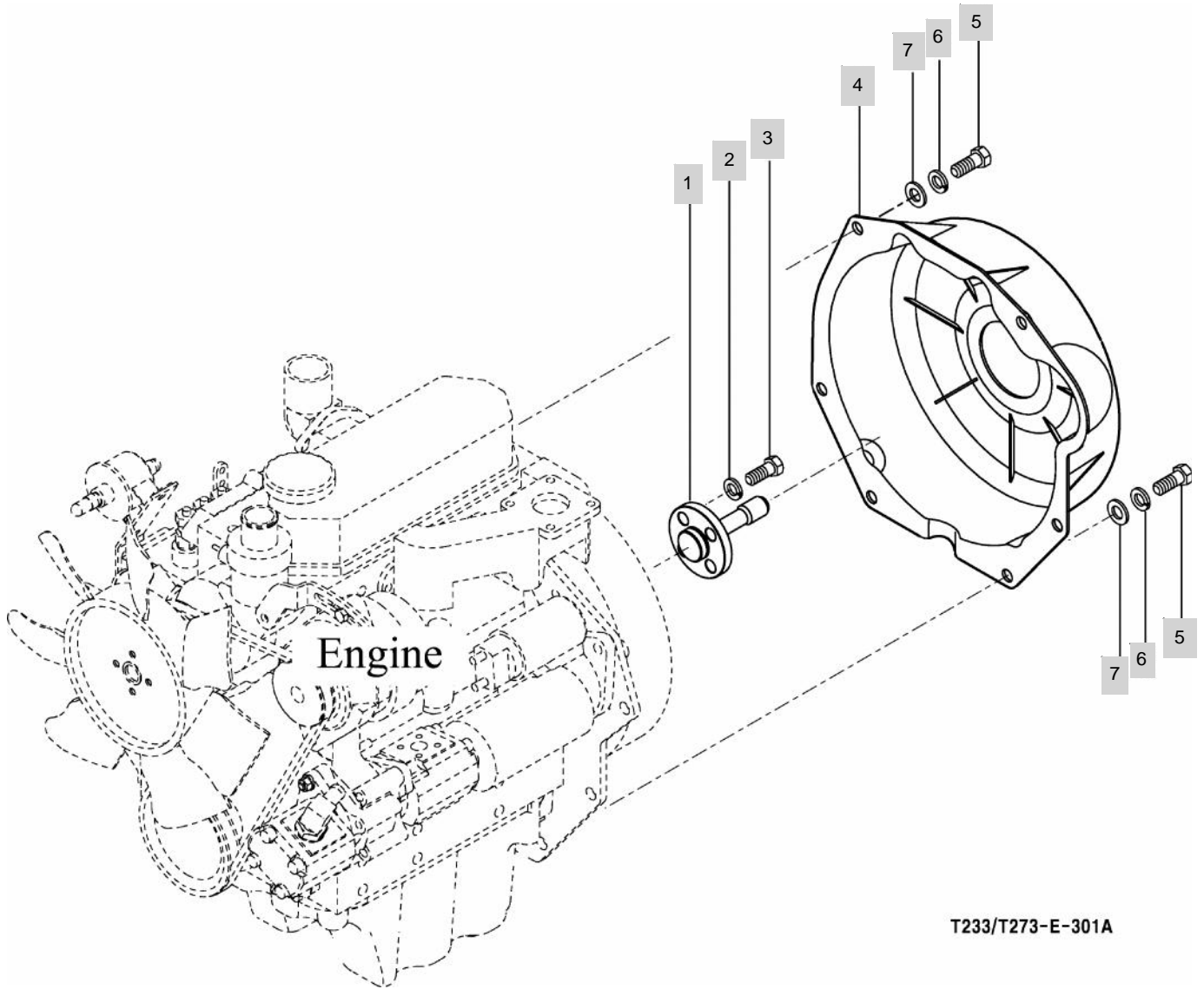
FIG 301

T273

FLYWHEEL COVER

년/월
Year/Month

2020.07



NOTE

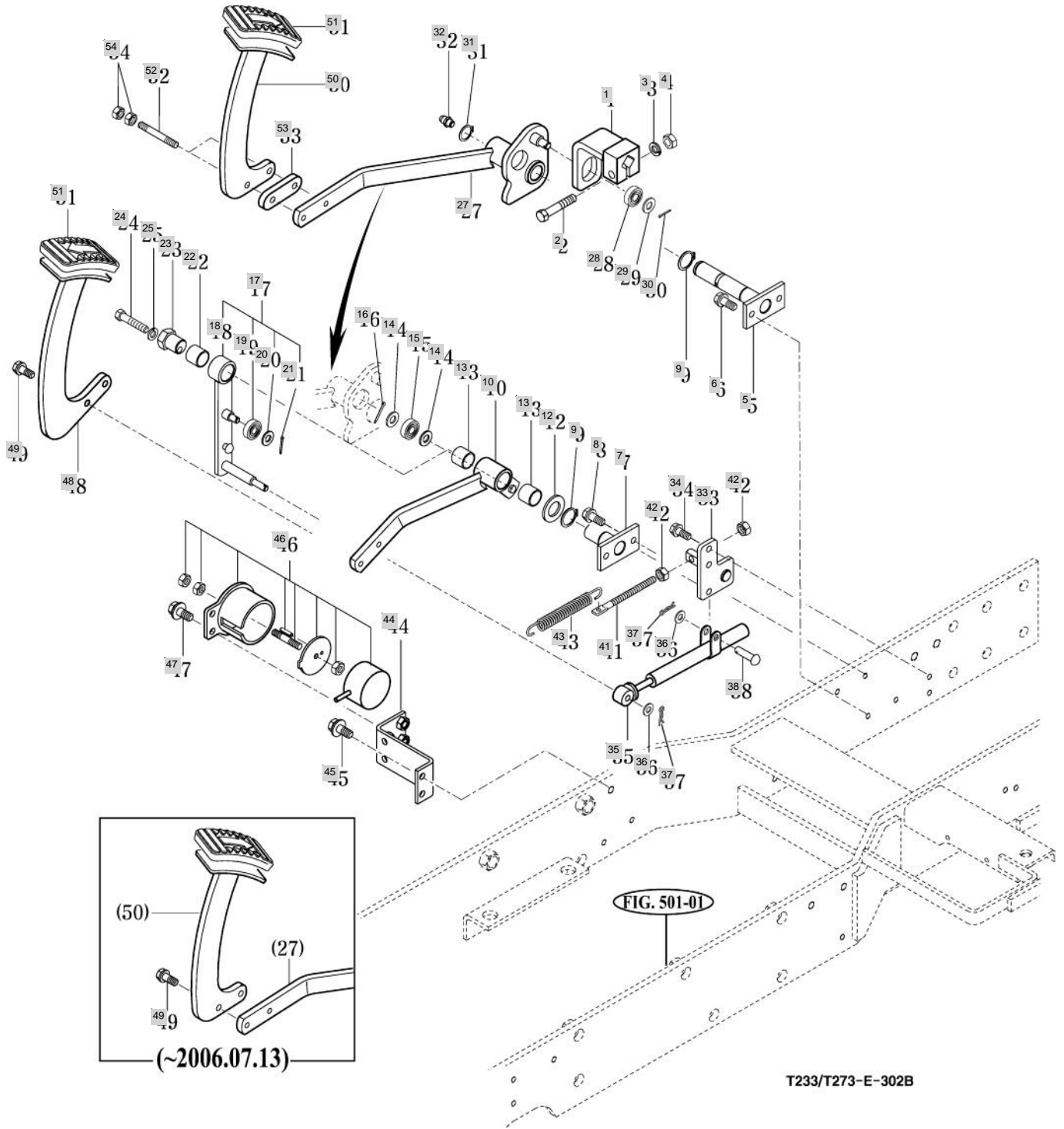
FIG 302

SPEED CONTROL

년/월
Year/Month

2020.07

T273



T233/T273-E-302B

NOTE

FIG 302		SPEED CONTROL					년/월 Year/Month		
							2020.07		
T273		KEY NO	PART NO	DESCRIPTION	SPEC	QTY	REPAIR	EFFECTIVE DATE	REMARKS
302	1	13152322103DG	HOLDER COMP	1X1X1	1			20050818	
302	2	V2003610045	BOLT , HEX	M10X45	1			20121128	
302	3	V4011600100	WASHER , SPRING	M10	0			20130327	
302	4	V3042600100	NUT , HEX/2	M10	1			20081001	
302	5	13152322201DG	PIN COMP, REVERSE	1X1X1	1				
302	6	V2173608016	BOLT , HEX/S	M8X16	4			20121113	
302	7	13152323102DG	PIN COMP , FORWARD	1X1X1	1				
302	8	V2173608016	BOLT , HEX/S	M8X16	4			20121113	
302	9	V7041400200	C-RING , SHAFT	20	2			20100107	
302	10	13152323202DG	ARM COMP , FORWARD	1X1X1	1				
302	12	V4111600200	WASHER , PLAIN	M20	1				
302	13	11102320030	BUSH , 20X23X20		2				
302	14	V2013608090	BOLT , HEX	M8X90	2			20090608	
302	15	V6001506000	BEARING , BALL	6000DD	1				
302	16	V5001920015	PIN , SPLIT	2X15	1			20081001	
302	17	13152324002	CAM SUB ASSY	1X1X1	1				
302	18	13152324102DG	ARM COMP , CAM	1X1X1	1				
302	19	14722310060	BEARING , BALL		1				
302	20	V4111600080	WASHER , PLAIN	M8	2			20121114	
302	21	V5001920015	PIN , SPLIT	2X15	1			20081001	
302	22	11102320030	BUSH , 20X23X20		1				
302	23	13152320023	PIN , NEUTRAL	"HEX,B=24"	1				
302	24	V2023610050	BOLT , HEX FINE	M10X50	1				
302	25	V4011600100	WASHER , SPRING	M10	0			20130327	
302	27	13152322305DG	ARM COMP, REVERSE	1X1X1	1			20090428	
302	28	V6001506000	BEARING , BALL	6000DD	1				
302	29	V2013608090	BOLT , HEX	M8X90	2			20090608	
302	30	V5001920015	PIN , SPLIT	2X15	1			20081001	
302	31	V7041400200	C-RING , SHAFT	20	2			20100107	
302	32	V7601500000	NIPPLE , GREASE/A-M6F	A-M6F, P=1.0	2			20071112	
302	33	13152325101DG	PIN COMP , SPRING	1X1X1	1				
302	34	V2173608016	BOLT , HEX/S	M8X16	4			20121113	
302	35	13152312400	DAMPER , OIL	1X1X1	1				
302	36	V4111600080	WASHER , PLAIN	M8	2			20121114	
302	37	V5601600008	PIN , SNAP	8	4			20051109	
302	38	14043120060	PIN , YOKE	D=8	2			20100712	
302	41	34522150080	ROD , CHAIN(TENSION)(82)	D=8	1			20050818	
302	42	V3043600080	NUT , HEX/2	M8	1			20081001	
302	43	14722310033	SPRING , RETURN	D=2.4	1				
302	44	13152332103DG	BRACKET COMP , CRUISE	1X1X1	1			20050708	
302	45	V2173608016	BOLT , HEX/S	M8X16	4			20121113	
302	46	14722323002	MAGNETIC ASSY , CRUISE		1				
302	47	V2173608016	BOLT , HEX/S	M8X16	4			20121113	
302	48	13152323303DG	PEDAL COMP, FORWARD	1X1X1	1			20051109	
302	49	V2173608016	BOLT , HEX/S	M8X16	4			20121113	
NOTE									

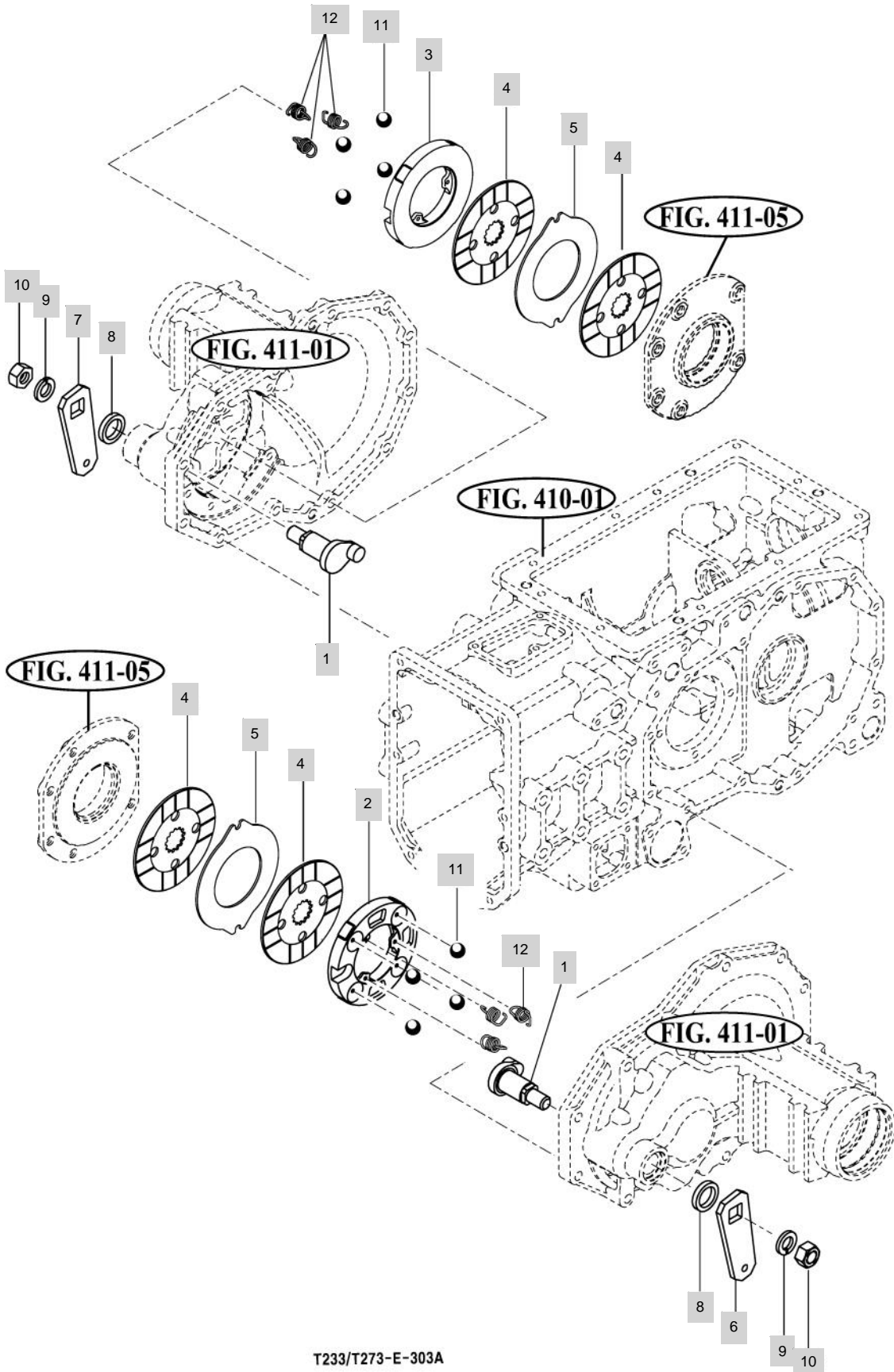
FIG 303

T273

BRAKE

년/월
Year/Month

2020.07



T233/T273-E-303A

NOTE

FIG 303 T273		BRAKE						년/월 Year/Month
								2020.07
KEY NO	PART NO	DESCRIPTION	SPEC	QTY	REPAIR	EFFECTIVE DATE	REMARKS	
303	1	16703270011	CAM	1X1X1		1		
303	2	13153270021M	METAL ,BRAKE LH	1X1X1		1		
303	3	13153270041M	METAL ,BRAKE RH	126.9		1		
303	4	13153272100	PLATE COMP , DISC	124		4		
303	5	13153270030	PLATE , SEPARATE	145.4		2		
303	6	13153270090	ARM , BRAKE	1X1X1		1		
303	7	13153270090	ARM , BRAKE	1X1X1		1		
303	8	V7441253506	SEAL .OIL(D)	25X35X5		2		
303	9	V4011600160	WASHER , SPRING	M16		3	20081226	
303	10	V3343600160	NUT , HEX FINE/2	M16		12	20080601	
303	11	V6802000019	BALL , STEEL	19/32		8		
303	12	16703272030	SPRING , RETURN	1X1X1		6		
NOTE								

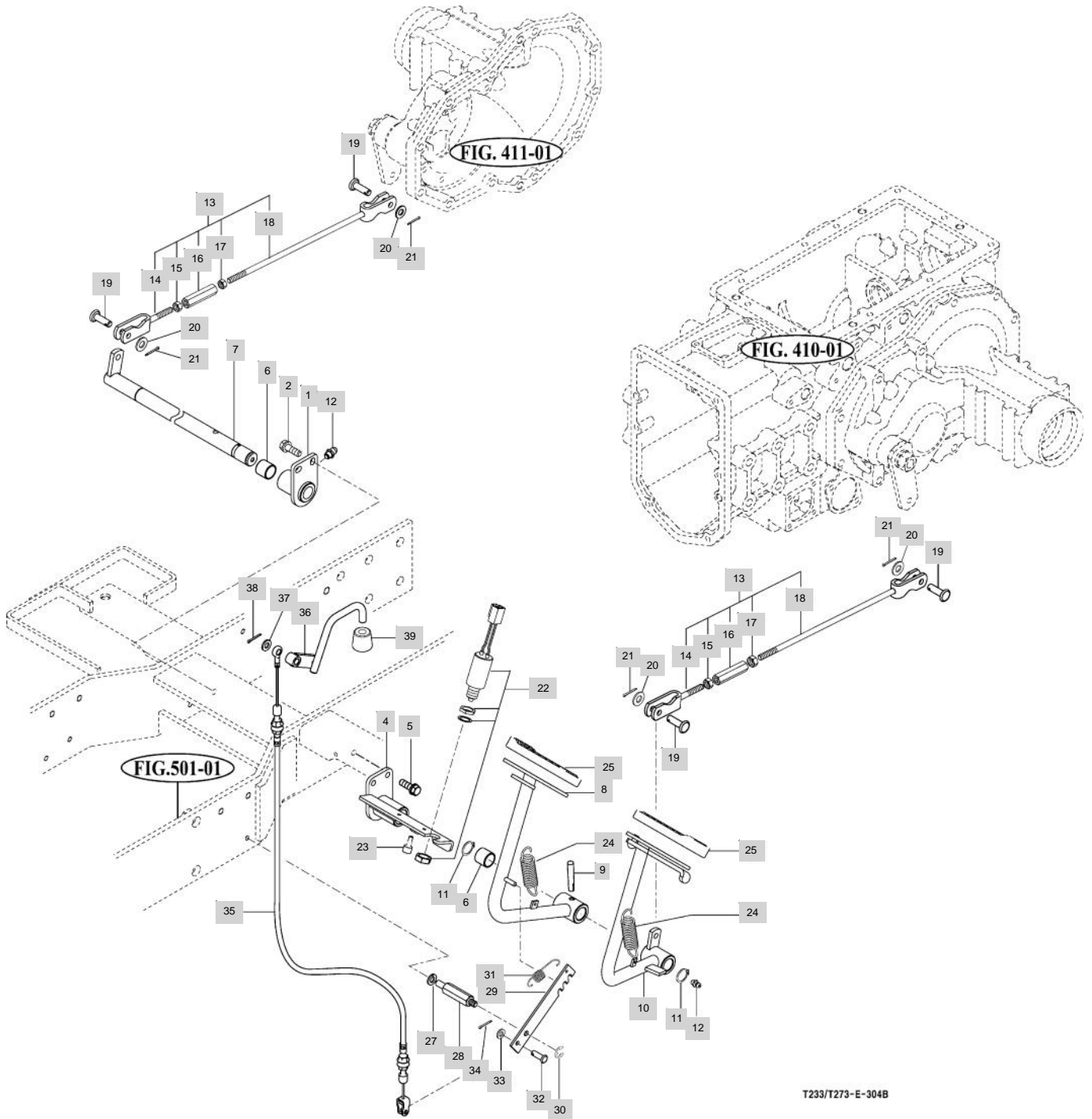
FIG 304

T273

BRAKE PEDAL & LINKAGE

년/월
Year/Month

2020.07



T233/T273-E-304B

NOTE

FIG 304		BRAKE PEDAL & LINKAGE					년/월 Year/Month	
T273								2020.07
KEY NO	PART NO	DESCRIPTION	SPEC	QTY	REPAIR	EFFECTIVE DATE	REMARKS	
304	1	13153282104DG	HUB COMP , BRAKE RH	1X1X1	1		20060420	
304	2	V2173608016	BOLT , HEX/S	M8X16	4		20121113	
304	4	13153282204DG	HUB COMP , BRAKE LH	1X1X1	1			
304	5	V2173608016	BOLT , HEX/S	M8X16	4		20121113	
304	6	35017030080	BUSH , DU20X23X20		2		20110321	
304	7	13153282303	ARM COMP , BRAKE RH	1X1X1	1			
304	8	13153283103DG	PEDAL COMP , BRAKE RH	1X1X1	1			
304	9	V5801406032	PIN , SPRING	6X32	1			
304	10	13153283203DG	PEDAL COMP , BRAKE LH	1X1X1	1			
304	11	V7041400200	C-RING , SHAFT	20	2		20100107	
304	12	V7601500000	NIPPLE , GREASE/A-M6F	A-M6F, P=1.0	2		20071112	
304	13	13153284001	ROD ASSY , BRAKE	1X1X1	2			
304	14	14573282200	ROD COMP , FORK 100		2			
304	15	V3043600080	NUT , HEX/2	M8	1		20081001	
304	16	16601220020	TURNBUCKLE , M8 L60		1		20081001	
304	17	15601320073	NUT , HEX LH	"2중,M8"	1		20081201	
304	18	13153284101	ROD COMP , HOOK	1X1X1	2			
304	19	21443370020	PIN , 08X25	D=8	4			
304	20	V4111600080	WASHER , PLAIN	M8	2		20121114	
304	21	V5001920015	PIN , SPLIT	2X15	1		20081001	
304	22	13153285001	SWITCH ASSY , BRAKE	1X1X1	1		20050818	
304	23	21004100070	STOPPER , ARM/CARRYING	HS80도	2			
304	24	13153280061	SPRING , BRAKE	D=2	2			
304	25	13153280050	PAD	1X1X1	2			
304	27	V4011600080	WASHER , SPRING	M8	2		20090608	
304	28	13153280023	PIN , PARKING BRAKE	"HEX,B=14"	1			
304	29	13153280032DG	STOPPER , PARKING	T=3.2	1			
304	30	V7081400060	E-RING	6	1			
304	31	13153280040	SPRING , PARKING	D=1.4	1			
304	32	16177020090	PIN , 6X15	6X15	1			
304	33	V4111600060	WASHER , PLAIN	M6	0		20081201	
304	34	V5001920015	PIN , SPLIT	2X15	1		20081001	
304	35	13153286301	CABLE ASSY , PARKING	1X1X1	1			
304	36	13156301001	LEVER COMP	1X1X1	1			
304	37	V4111600060	WASHER , PLAIN	M6	0		20081201	
304	38	V5001925020	PIN D2.5x20	2.5X20	0		20081201	
304	39	14721120090	GRIP , HOOD LOCK	1X1X1	1		20110321	
NOTE								

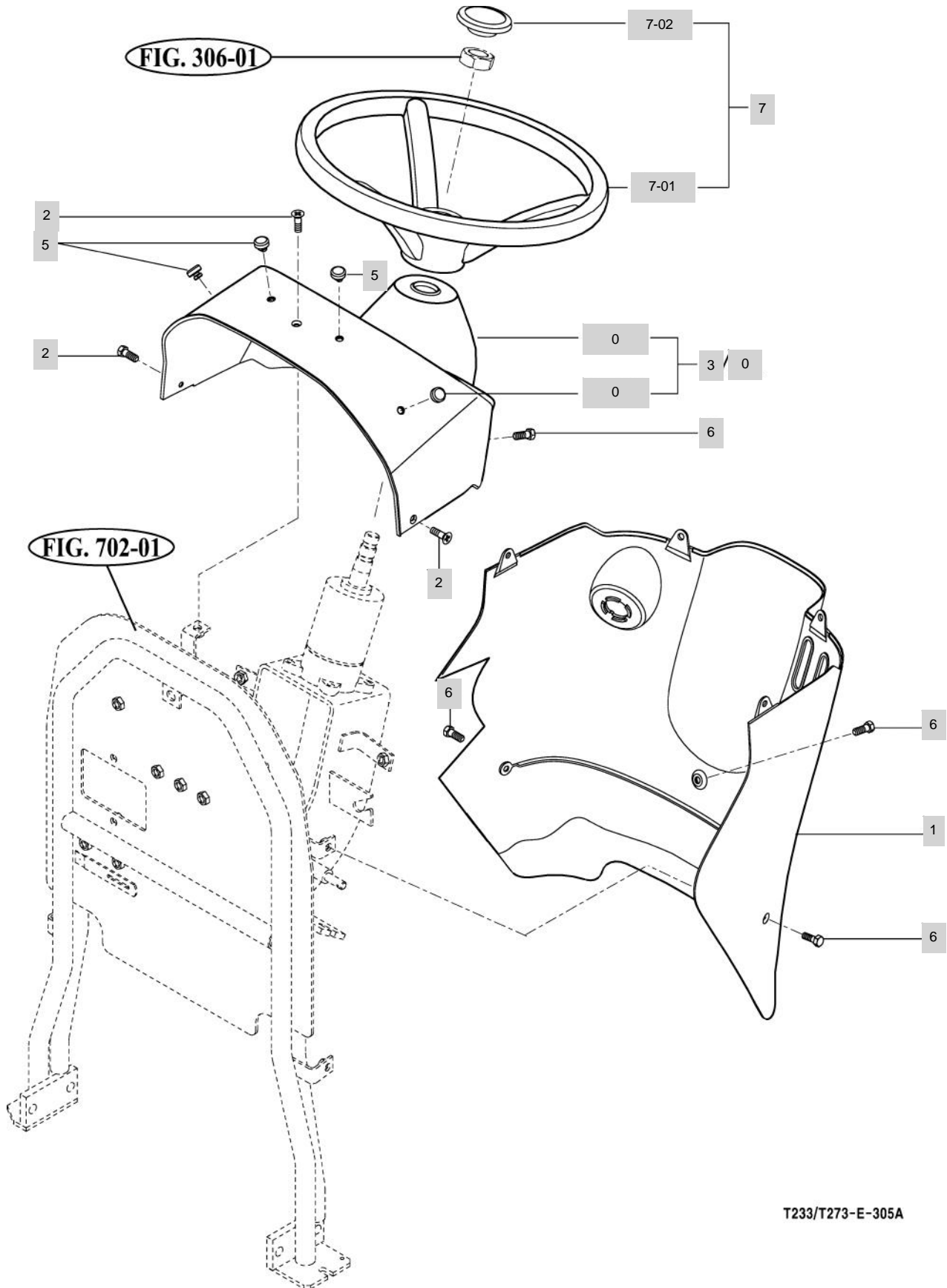
FIG 305

T273

STEERING WHEEL & DASH COVER

년/월
Year/Month

2020.07



T233/T273-E-305A

NOTE

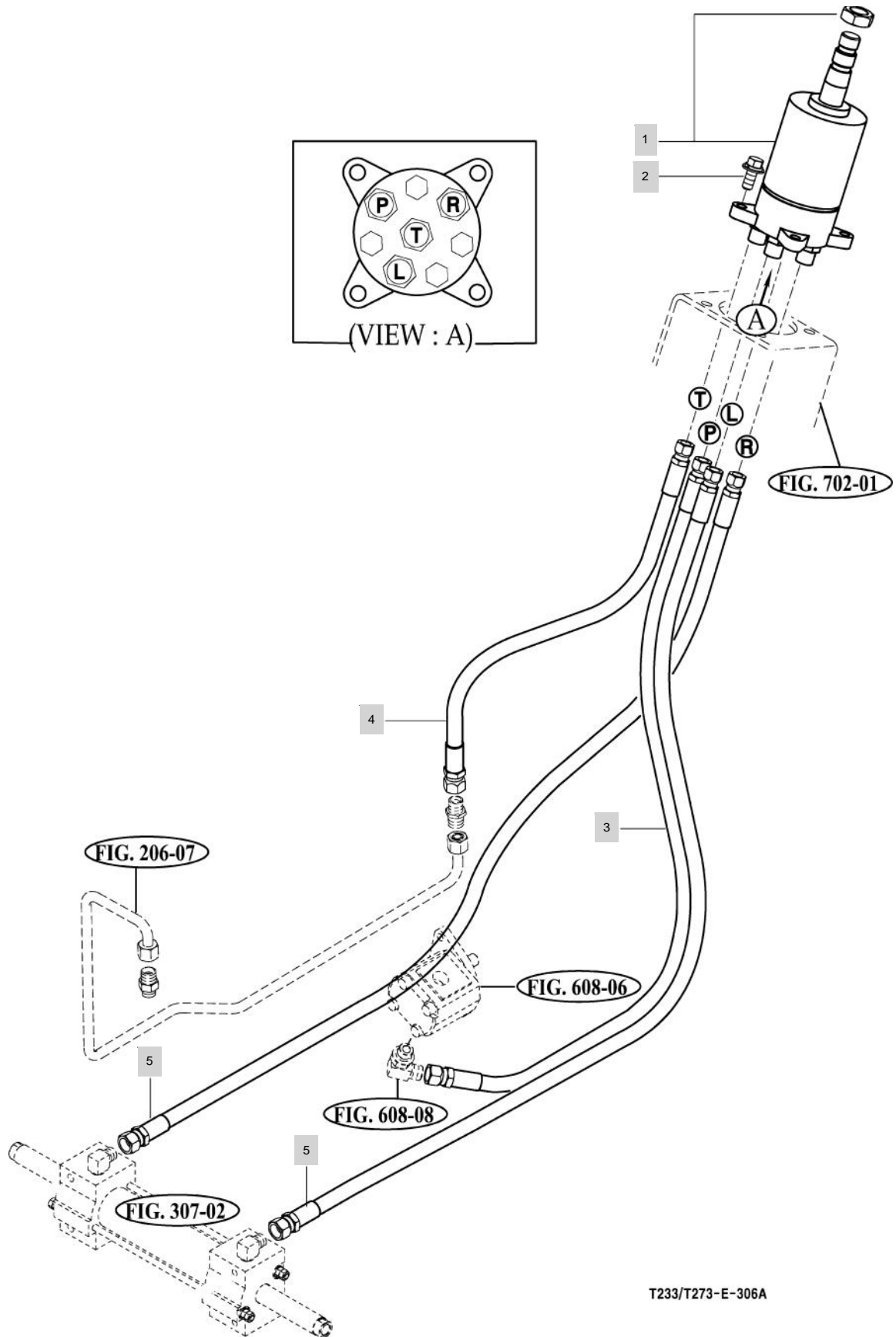
FIG 306

T273

STEERING VALVE

년/월
Year/Month

2020.07



NOTE

FIG 306 T273		STEERING VALVE						년/월 Year/Month
		2020.07						
KEY NO		PART NO	DESCRIPTION	SPEC	QTY	REPAIR	EFFECTIVE DATE	REMARKS
306	1	13154053000	VALVE UNIT , STEERING	1X1X1	1			
306	2	V2173608016	BOLT , HEX/S	M8X16	4		20121113	
306	3	13185103100	HOSE ASSY , PUMP	1X1X1	1		20090608	
306	4	13185103200	HOSE ASSY , DRAIN	1X1X1	1		20090608	
306	5	13185103400	HOSE ASSY , STEERING	1X1X1	2		20090608	
NOTE								

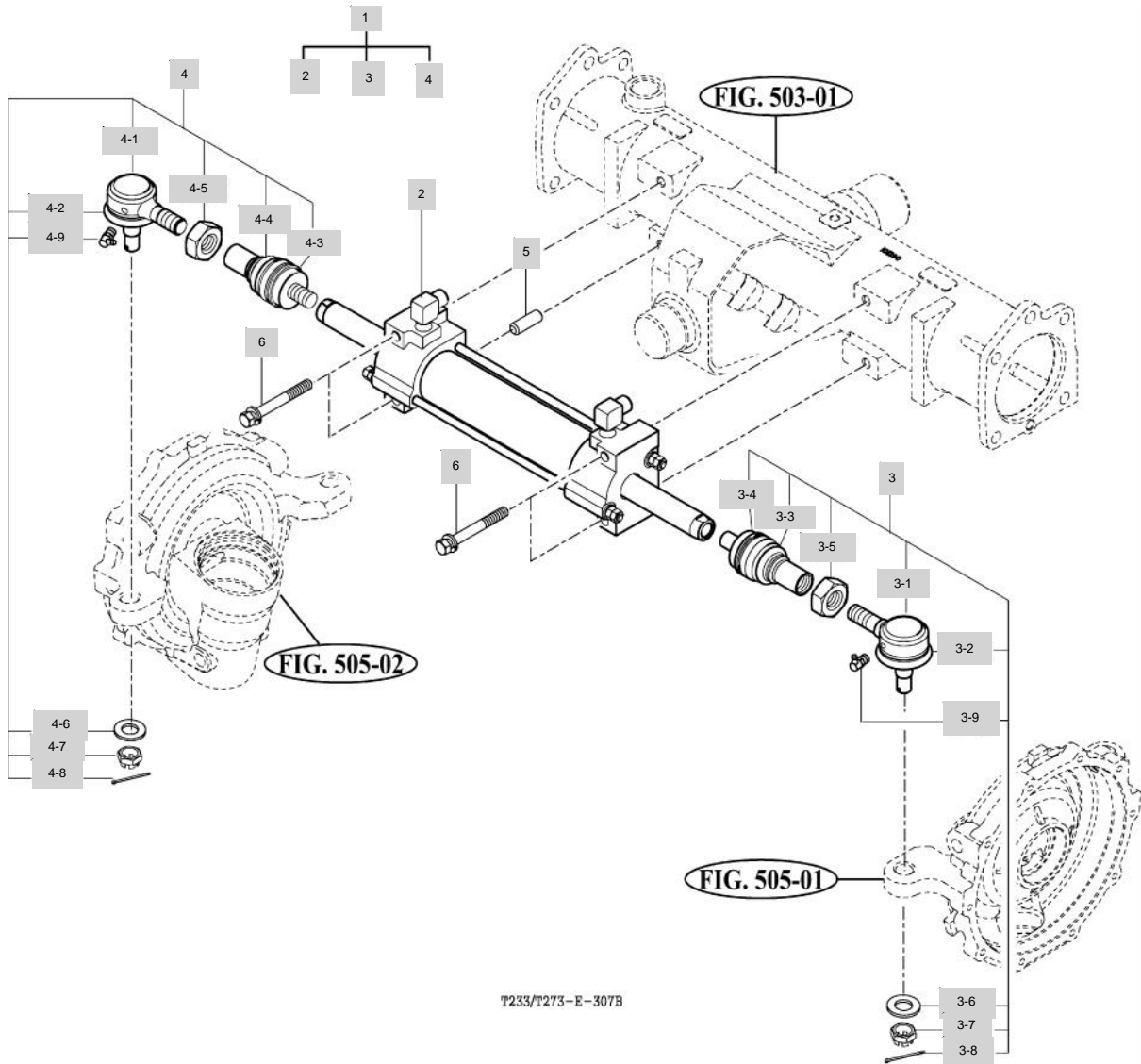
FIG 307

STEERING CYLINDER

년/월
Year/Month

2020.07

T273



T233/T273-E-307B

NOTE

FIG 308

T273

FRONT WHEEL

년/월
Year/Month

2020.07

FIG 308

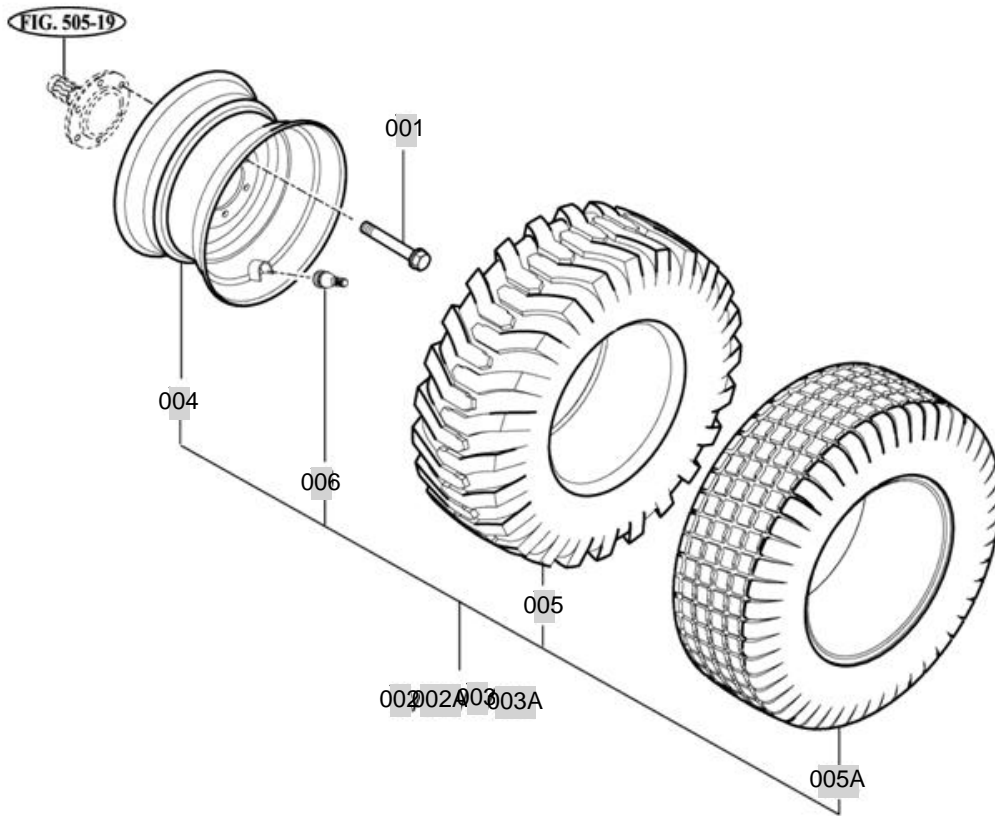
T233/T273

FRONT WHEEL

P1

Year/Month

2007/02



323/327-E-308A

NOTE

NOTE

FIG 309

T273

FRONT WHEEL

년/월
Year/Month

2020.07

FIG 309

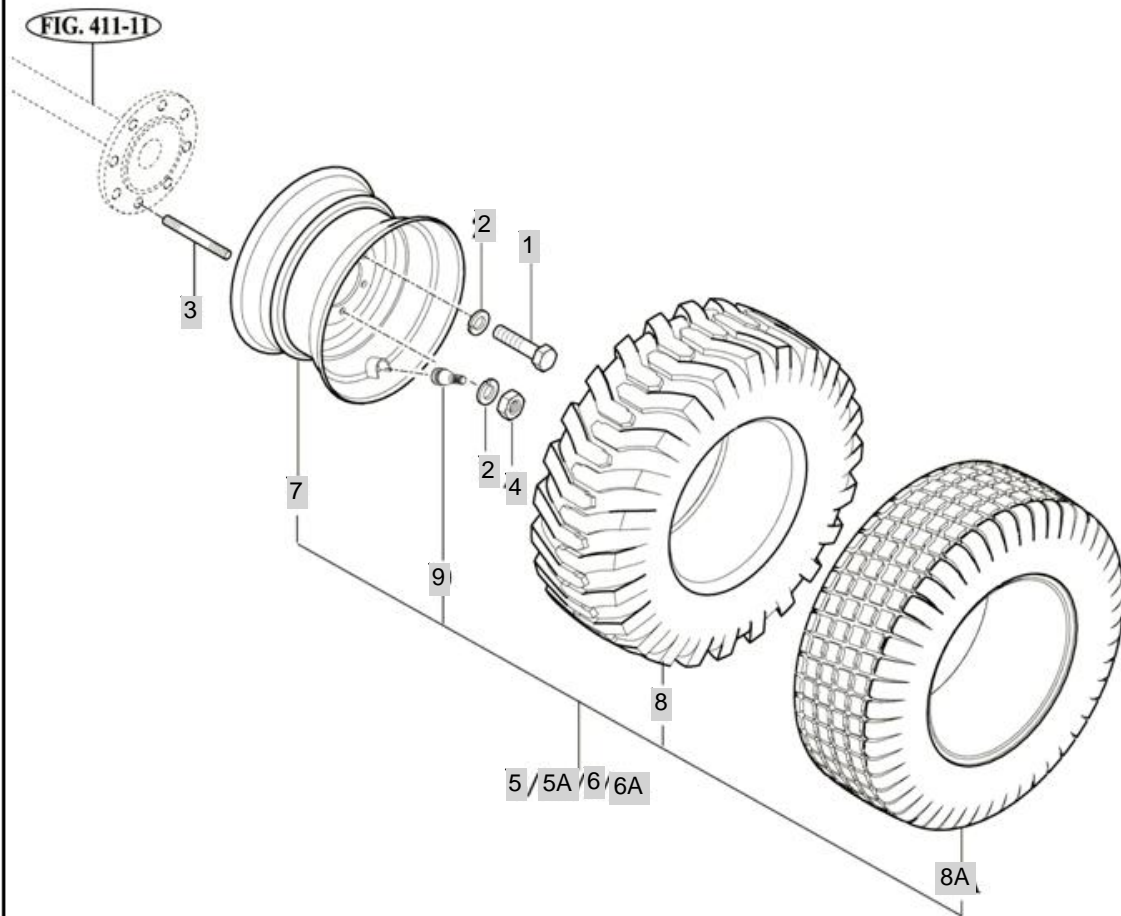
T233/T273

REAR WHEEL

P1

Year/Month

2007/02



NOTE

NOTE

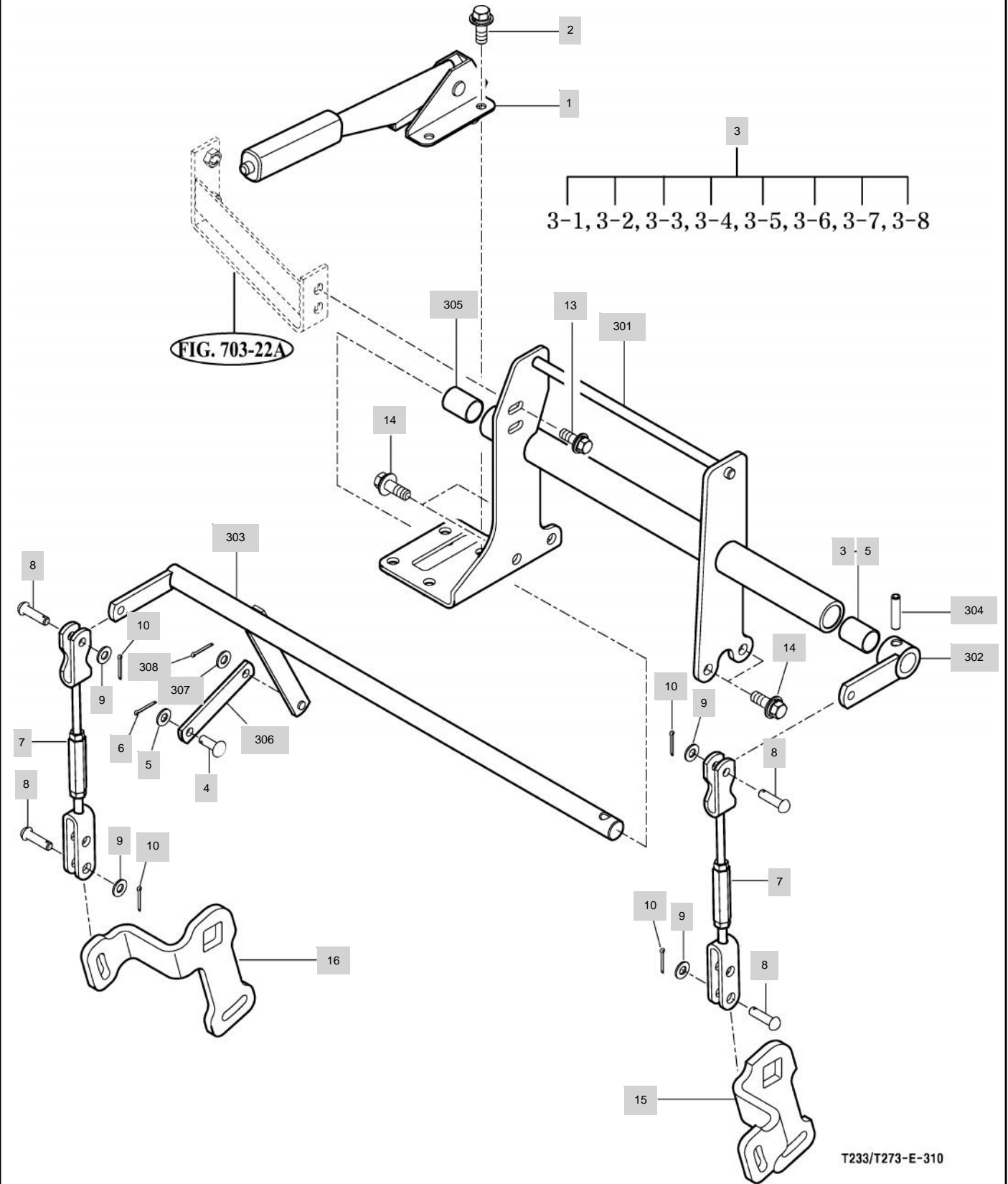
FIG 310

HAND BRAKE

년/월
Year/Month

2020.07

T273



T233/T273-E-310

NOTE

4. TRANSMISSION & REAR AXLE PART NO. T273-E-C4

FIG 401 INPUT SHAFT	132
FIG 402 HST	134
FIG 404 4WD DRIVE GEAR	136
FIG 405 RANGE GEARS	138
FIG 406 P.T.O DRIVE SHAFT	140
FIG 407 P.T.O SHAFT	142
FIG 408 MID P.T.O GEARS	144
FIG 409 DIFFE LOCK	146
FIG 410 REAR TRANSMISSION CASE	148
FIG 411 REAR AXLE HOUSINGS	150
FIG 413 RANGE SHIFT LEVER	152
FIG 414 P.T.O CHANGE LEVER	154
FIG 415 4WD CHANGE LEVER	156

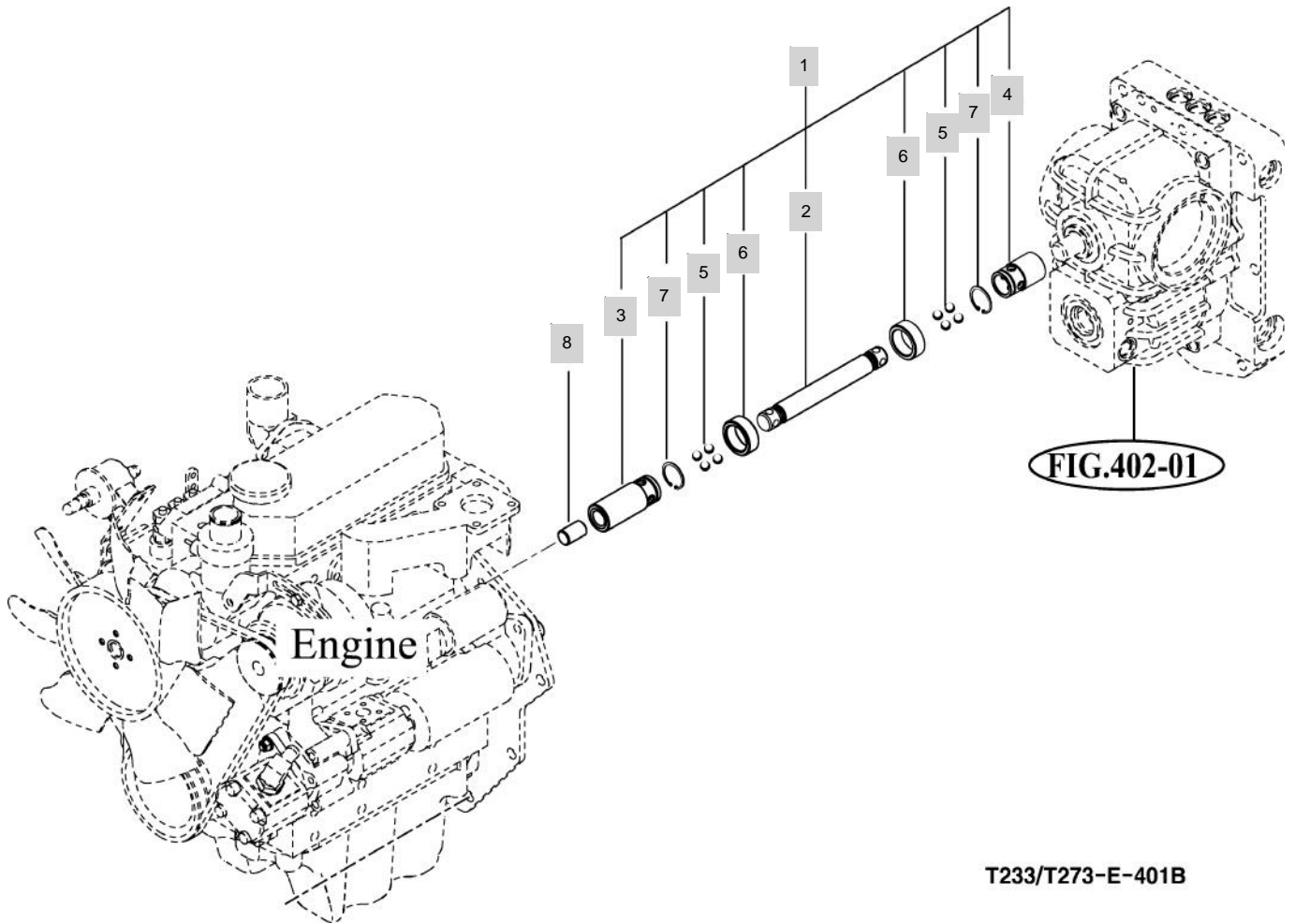
FIG 401

T273

INPUT SHAFT

년/월
Year/Month

2020.07



T233/T273-E-401B

NOTE

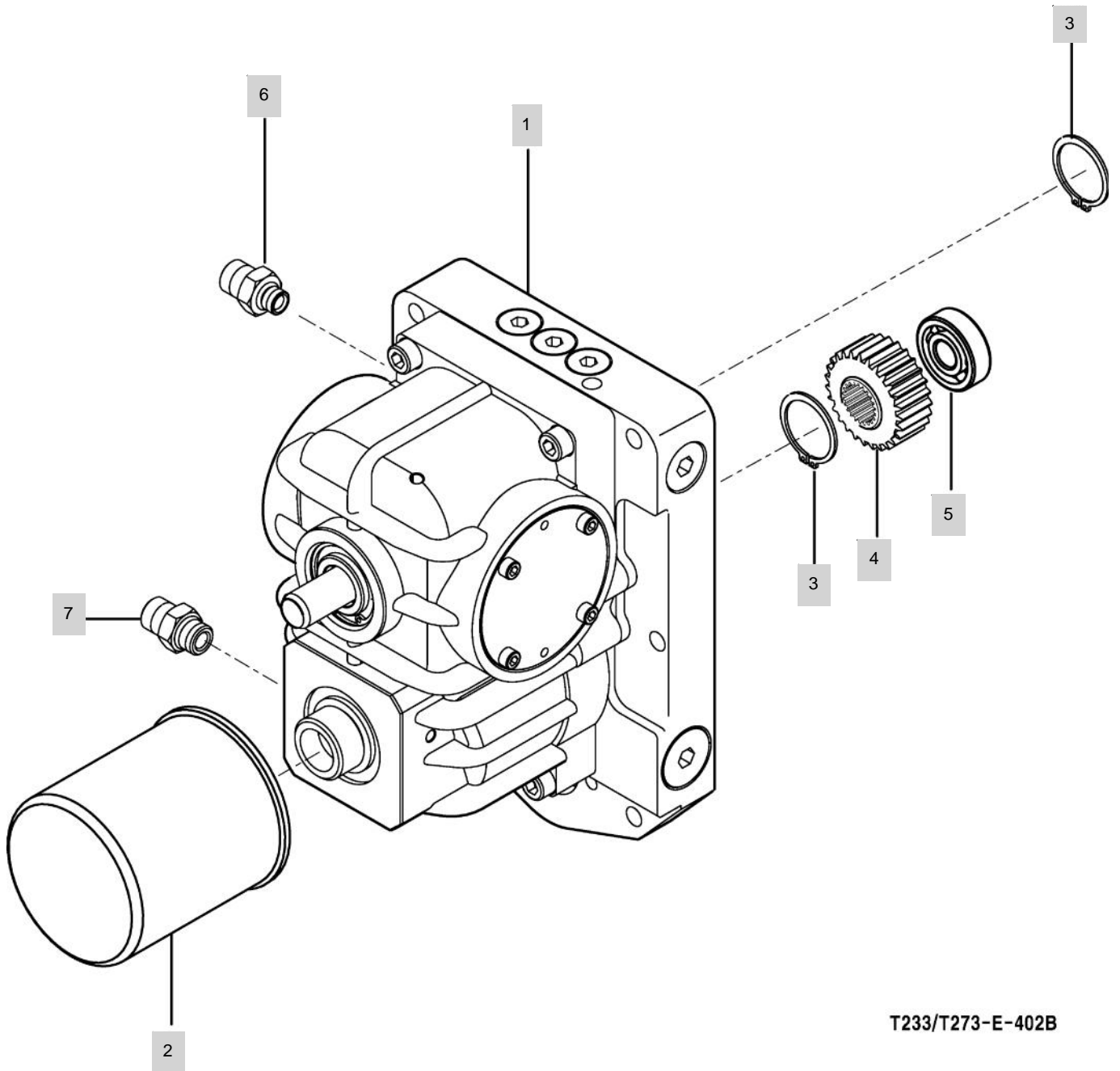
FIG 402

T273

HST

년/월
Year/Month

2020.07



T233/T273-E-402B

NOTE

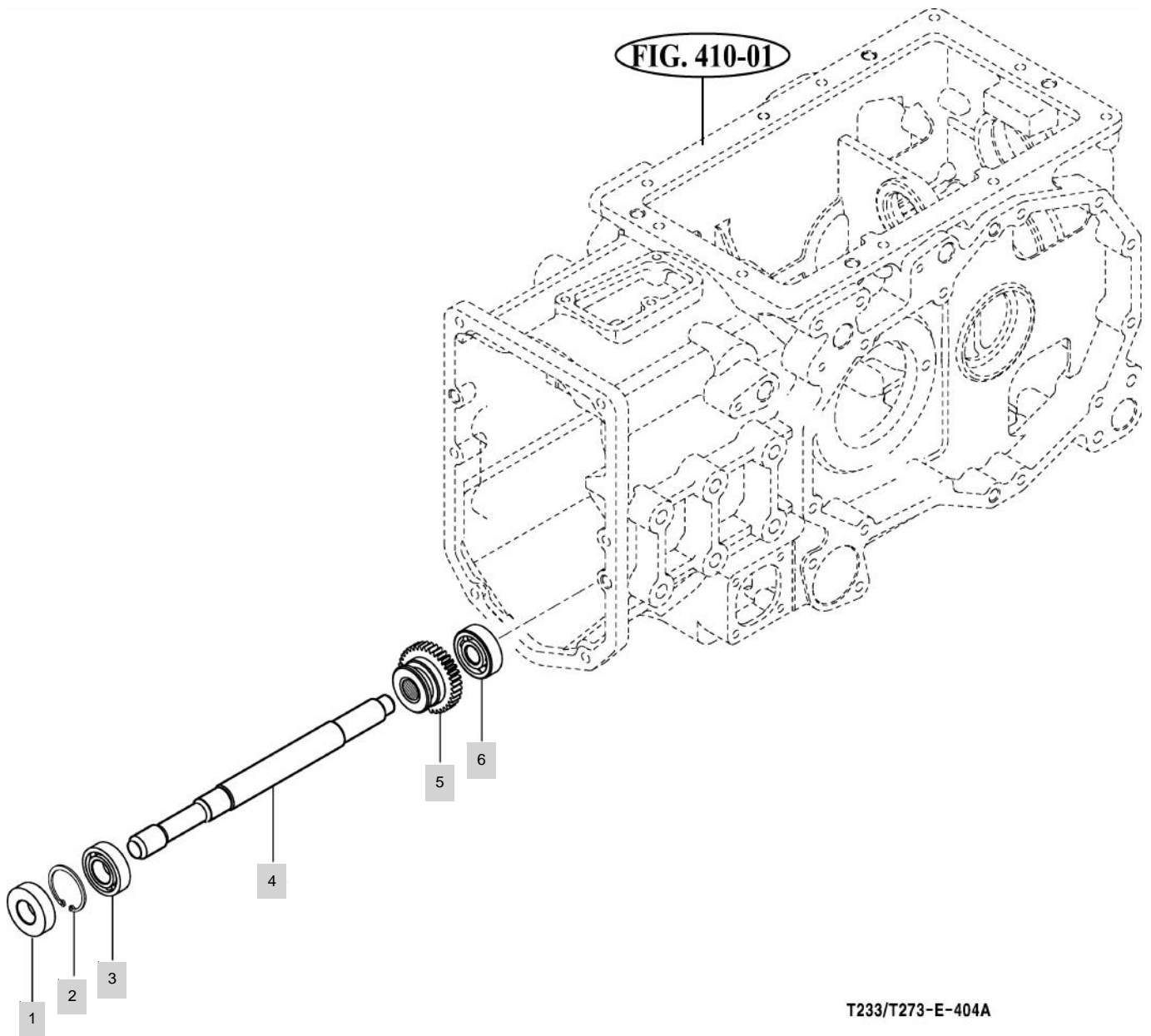
FIG 404

T273

4WD DRIVE GEAR

년/월
Year/Month

2020.07



T233/T273-E-404A

NOTE

FIG 404		4WD DRIVE GEAR					년/월 Year/Month	
T273							2020.07	
KEY NO	PART NO	DESCRIPTION	SPEC	QTY	REPAIR	EFFECTIVE DATE	REMARKS	
404	1	V7441204208	SEAL , OIL/D	D20428	1			
404	2	V7051400420	C-RING , HOLE	42	1	20040401		
404	3	V6001106004	BEARING , BALL	6004	1			
404	4	13182610010	SHAFT , 4WD	35X28.5	1	20100702		
404	5	13152610021	GEAR , SPUR 16T	53X29	1			
404	6	V6001106302	BEARING , BALL	6302	1			
NOTE								

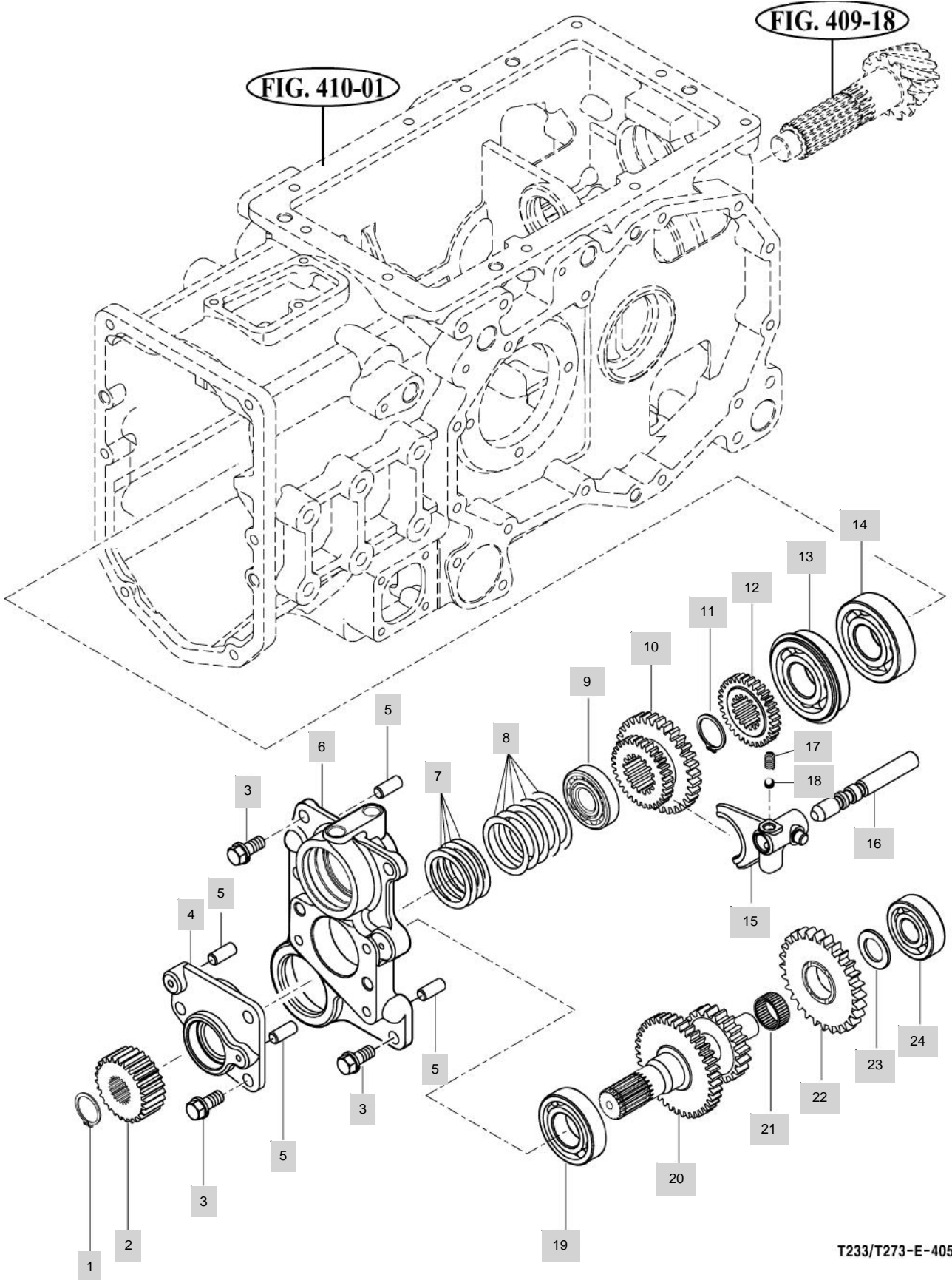
FIG 405

RANGE GEARS

년/월
Year/Month

T273

2020.07



T233/T273-E-405A

NOTE

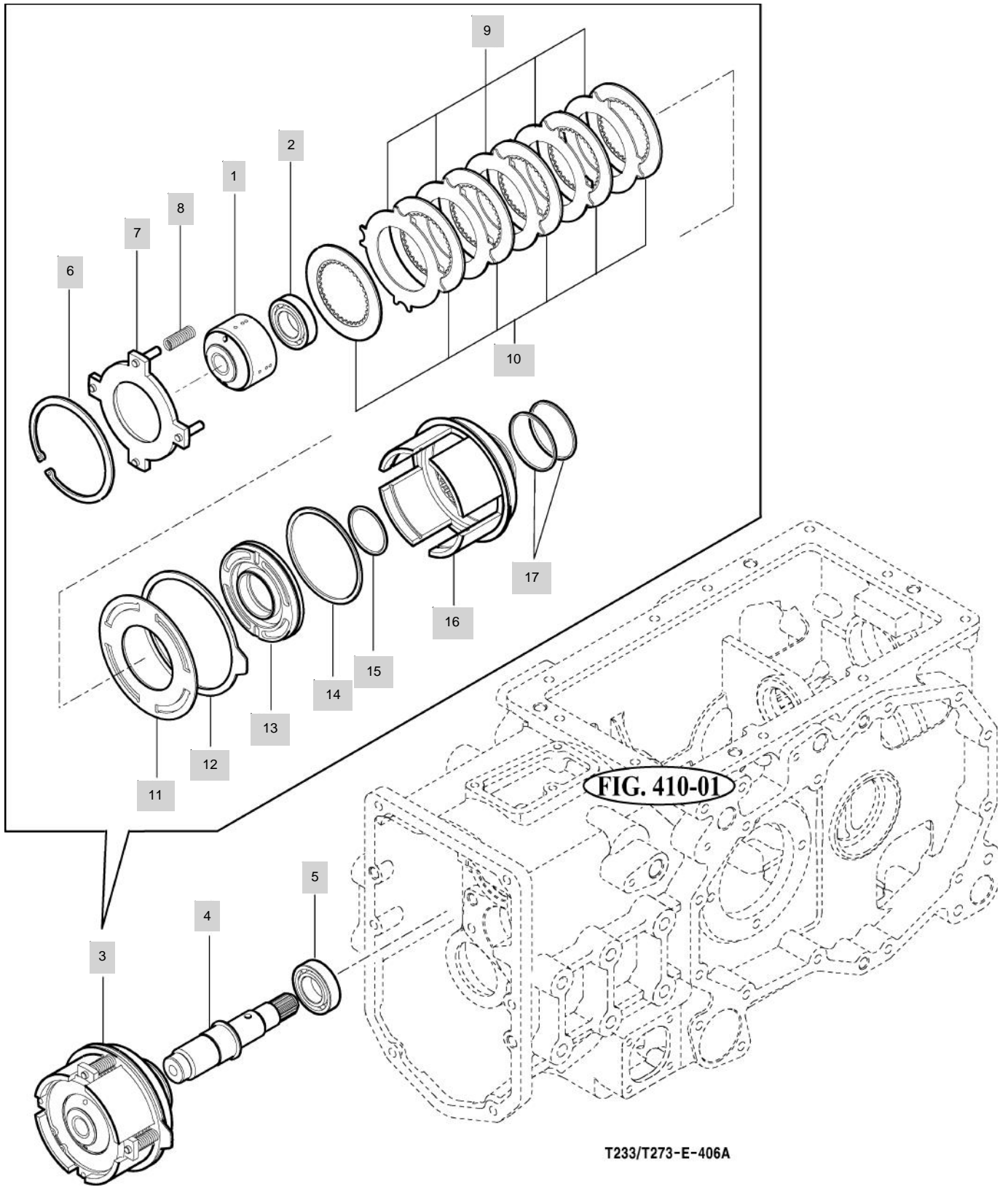
FIG 406

T273

P.T.O DRIVE SHAFT

년/월
Year/Month

2020.07



NOTE

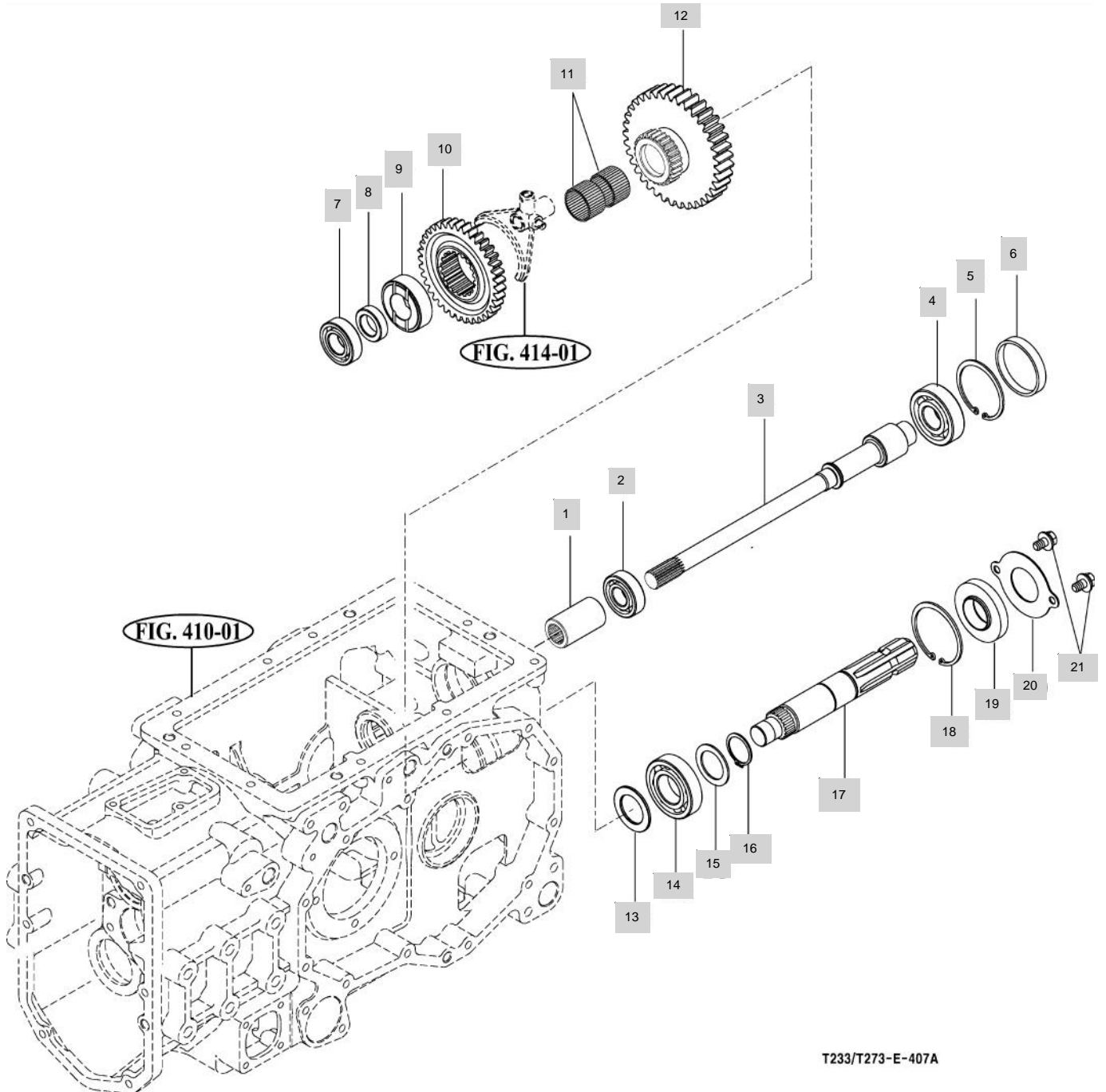
FIG 407

T273

P.T.O SHAFT

년/월
Year/Month

2020.07



T233/T273-E-407A

NOTE

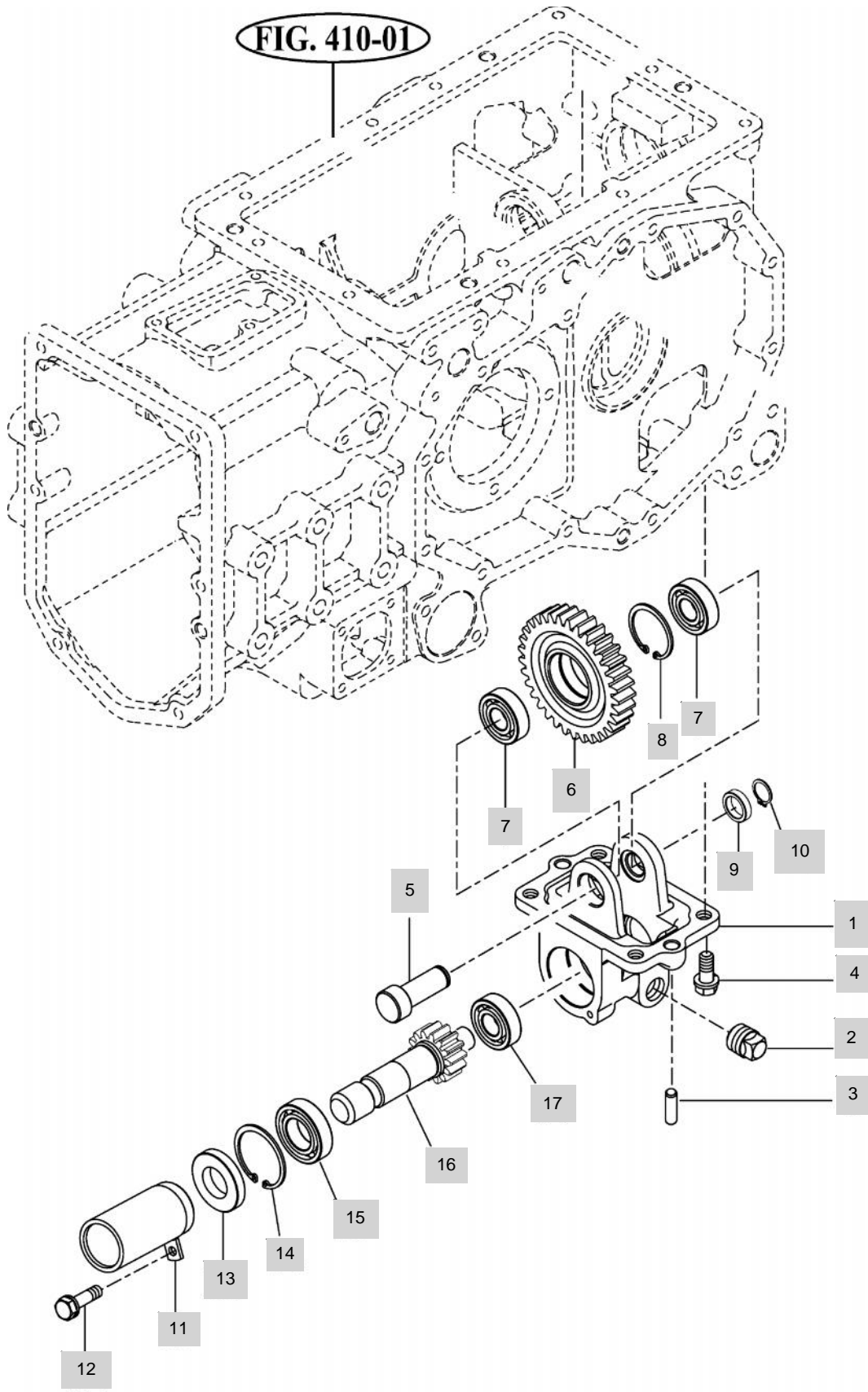
FIG 408

MID P.T.O GEARS

년/월
Year/Month

2020.07

T273



T233/T273-E-408B

NOTE

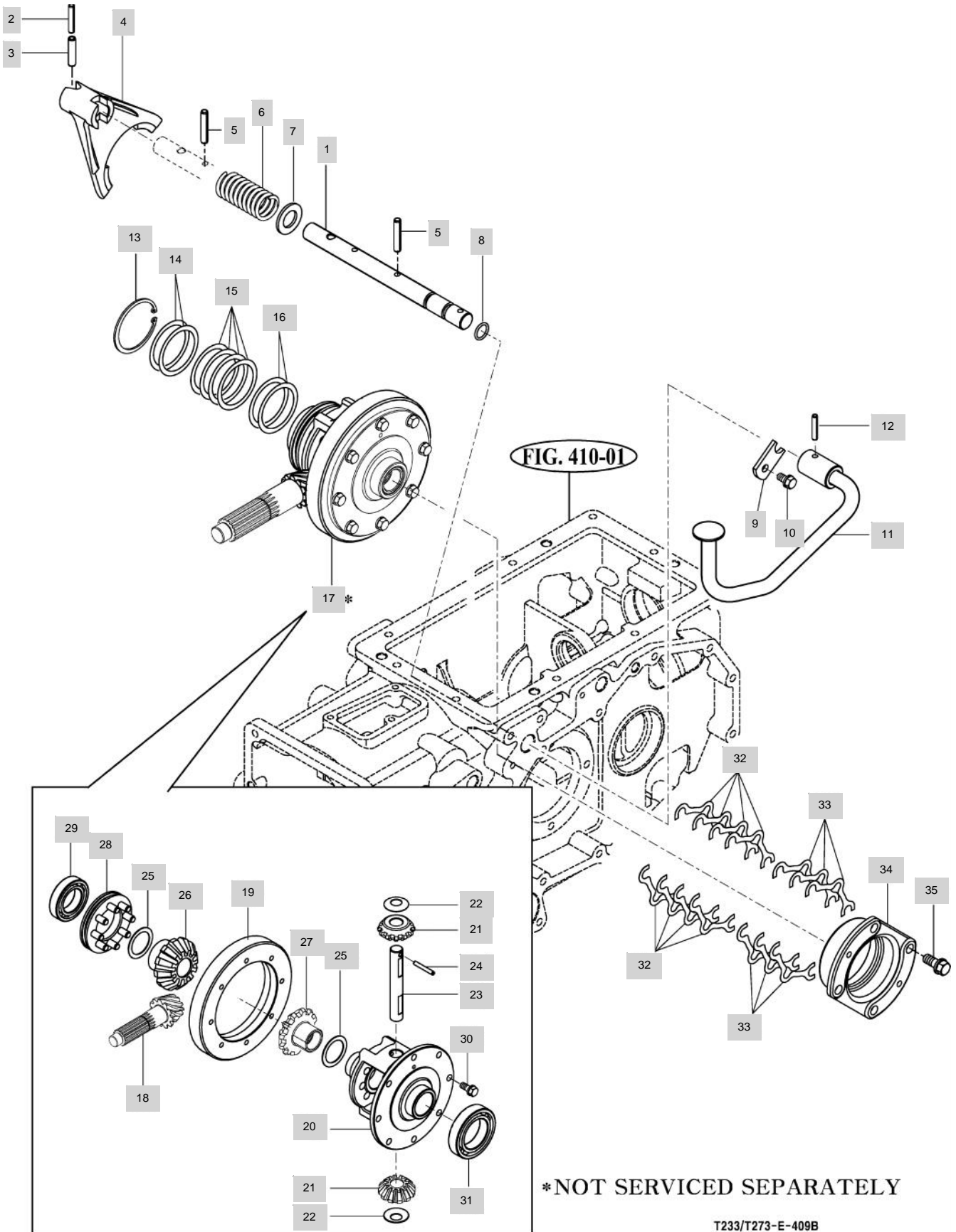
FIG 409

DIFFE LOCK

년/월
Year/Month

2020.07

T273



*NOT SERVICED SEPARATELY

T233/T273-E-409B

NOTE

FIG 409 T273	DIFFE LOCK	년/월 Year/Month 2020.07
----------------------------	-------------------	----------------------------------

KEY NO	PART NO	DESCRIPTION	SPEC	QTY	REPAIR	EFFECTIVE DATE	REMARKS
409	1	13153190020	SHAFT , DIFF LOCK	(D=20)X230	1		
409	2	V5801405036	PIN , SPRING	5X36	1		
409	3	V5801408036	PIN , SPRING	8X36	1		
409	4	13153190010M	FORK , DIFF LOCK	160X113	1		
409	5	V5801406032	PIN , SPRING	6X32	2		
409	6	17973030420	SPRING	(D=3.6) X22.5X74.5	1		
409	7	V4111600200	WASHER , PLAIN	M20	1		
409	8	V7201024016	O-RING , P	P16	0	20050818	
409	9	16703180191	PLATE , STOP	25X4.5T	1		
409	10	V2173608016	BOLT , HEX/S	M8X16	4	20121113	
409	11	13153193100	PEDAL COMP , DIFF LOCK	125X535X100	1		
409	12	V5801406032	PIN , SPRING	6X32	1		
409	13	V7051400620	C-RING , HOLE	62	1		
409	14	13153180110	SHIM , 0.5	T=0.5	0	20120118	
409	15	13153180130	SHIM , 0.2	T=0.2	0	20120118	
409	16	13153180120	SHIM , 0.1	T=0.1	3	20060113	
409	17	13153002000	DIFF ASSY , RR	1X1X1	1		
409	18	13153002110	PINION , DRIVE 9T	1X1X1	1		
409	19	13153002120	GEAR , BEVEL 55T	17.5X21.5	1		
409	20	13153180011M	CASE , DIFF	15.5X12.5	1		
409	21	14443180040	PINION , DIFF 12T	4.89X18.9	2		
409	22	14443180050	COLLAR , PINION THRUST	T=1.0 (35.8X3.5)	2		
409	23	13153180070	SHAFT , DIFF PINION	20	1		
409	24	V5801405036	PIN , SPRING	5X36	1		
409	25	13153180080	WASHER, THRUST 34X46X1	T=1.0	2		
409	26	13153180030	GEAR , BEVEL RH 20T	72X39.1	1		
409	27	13153180060	GEAR , BEVEL LH 20T	72X38.2	1		
409	28	13153182100	CLUTCH COMP , DIFF LOCK	81X30.4	1		
409	29	V6001106007	BEARING , BALL	6007	1		
409	30	V2173608016	BOLT , HEX/S	M8X16	4	20121113	
409	31	V6001106009	BEARING , BALL	6009	1		
409	32	13153181030	SHIM , 0.2	T=0.2	8	20060113	
409	33	13153181020	SHIM , 0.1	T=0.1	6	20060113	
409	34	13153181010M	METAL , DIFF CASE	44.15X135X100	1		
409	35	V2173610025	BOLT , HEX/S	M10X25	0	20130212	

NOTE	
-------------	--

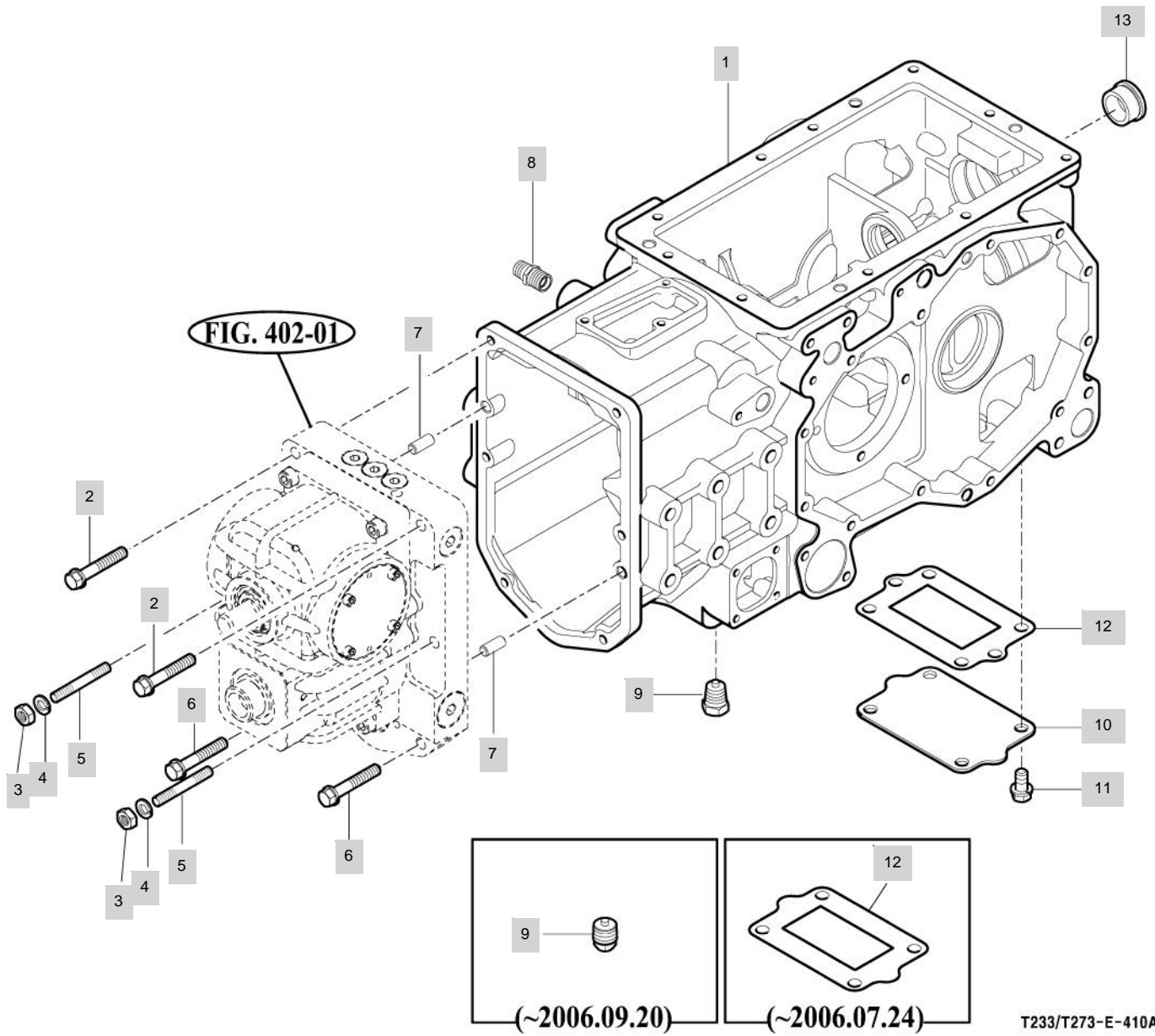
FIG 410

T273

REAR TRANSMISSION CASE

년/월
Year/Month

2020.07



T233/T273-E-410A

NOTE

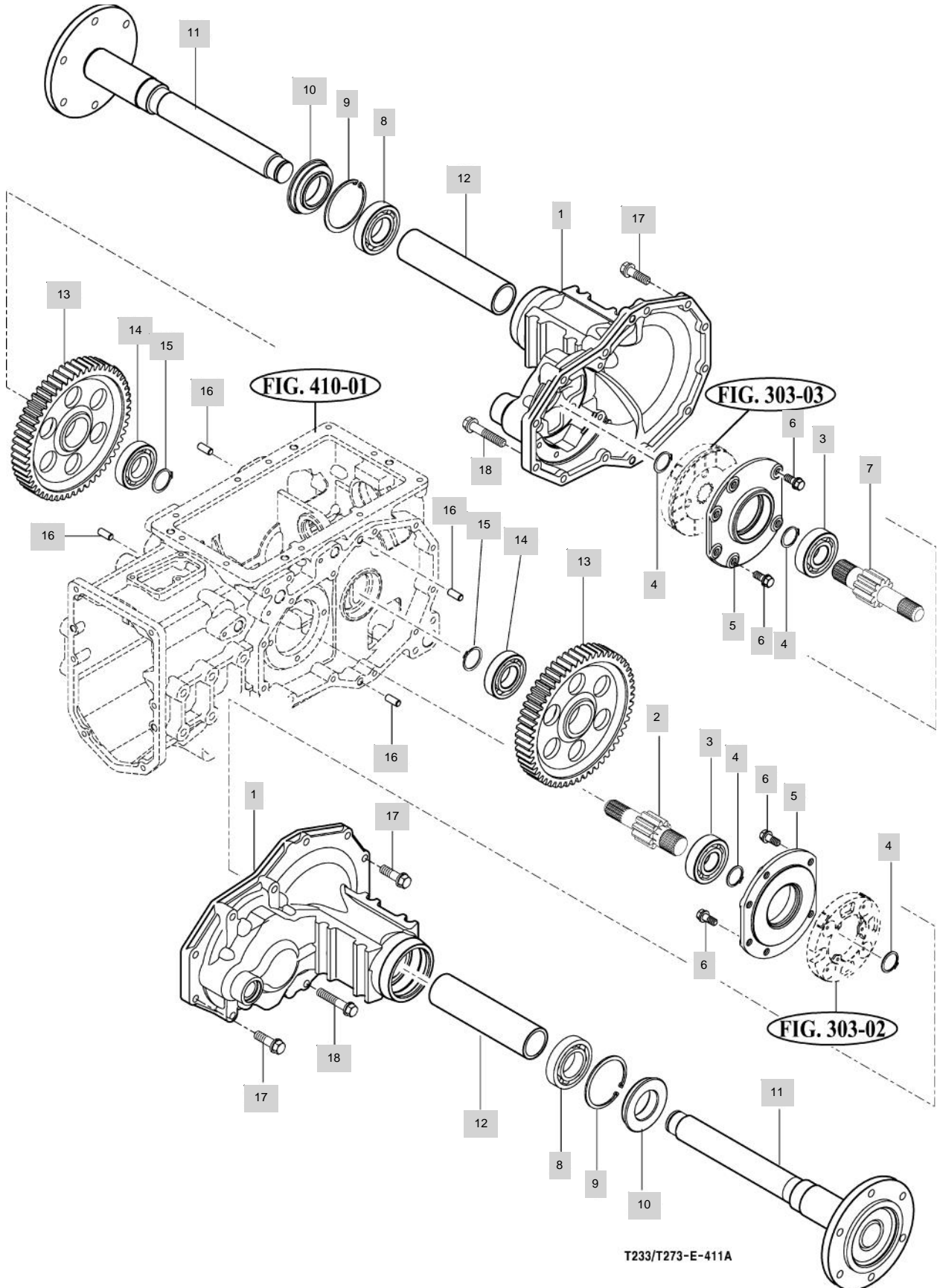
FIG 411

REAR AXLE HOUSINGS

년/월
Year/Month

2020.07

T273



T233/T273-E-411A

NOTE

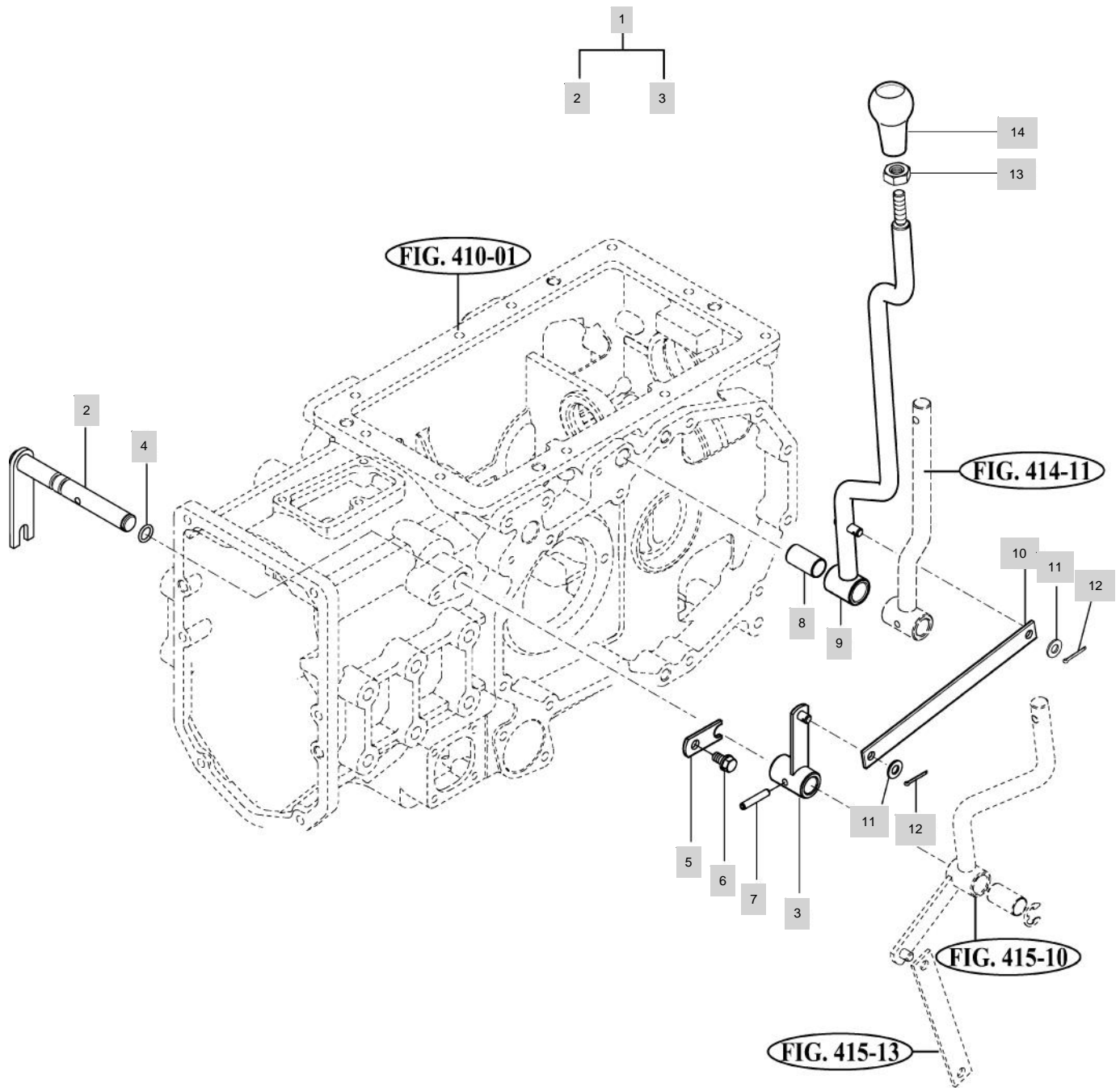
FIG 413

T273

RANGE SHIFT LEVER

년/월
Year/Month

2020.07



T233/T273-E-413A

NOTE

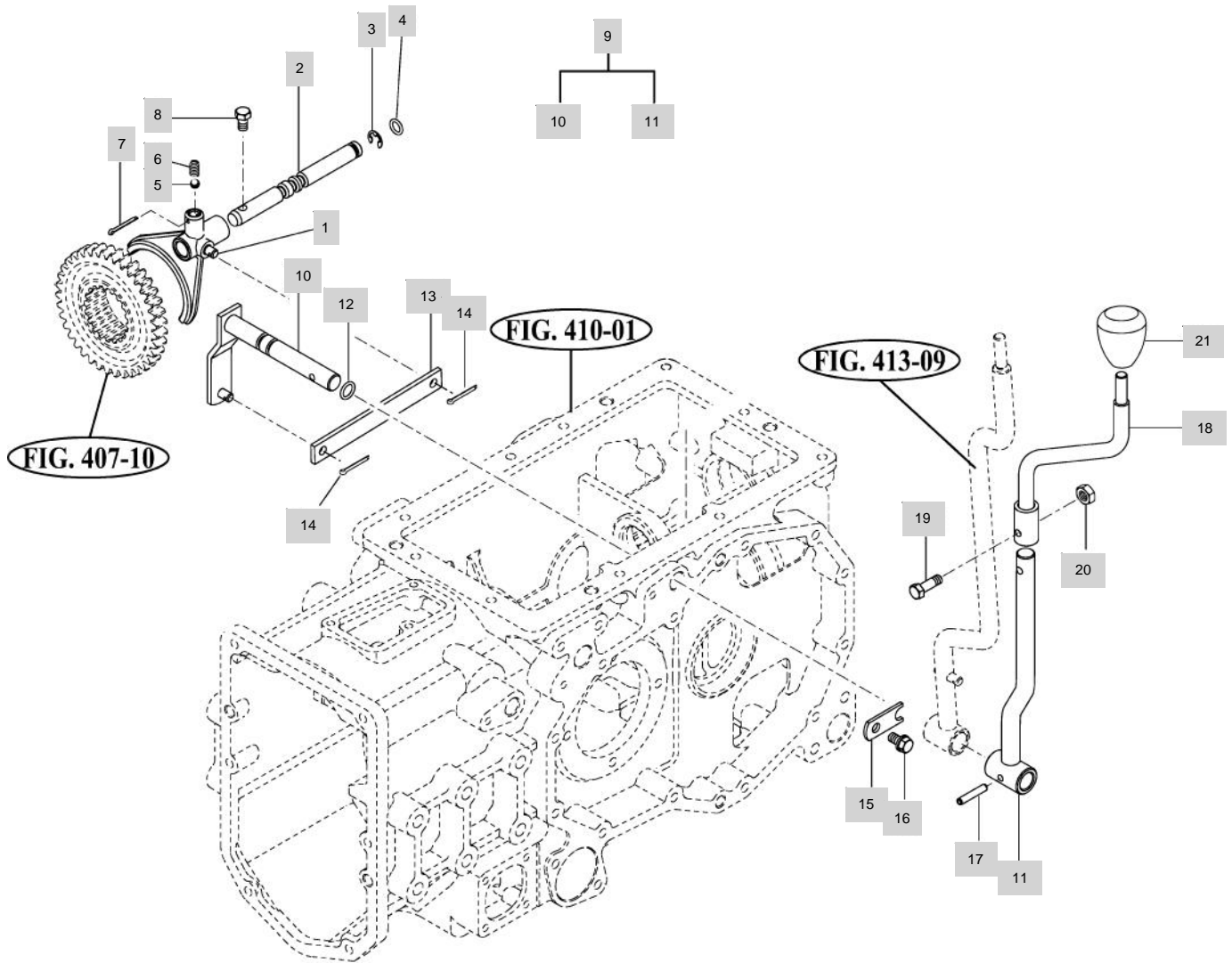
FIG 414

T273

P.T.O CHANGE LEVER

년/월
Year/Month

2020.07



T233/T273-E-414B

NOTE

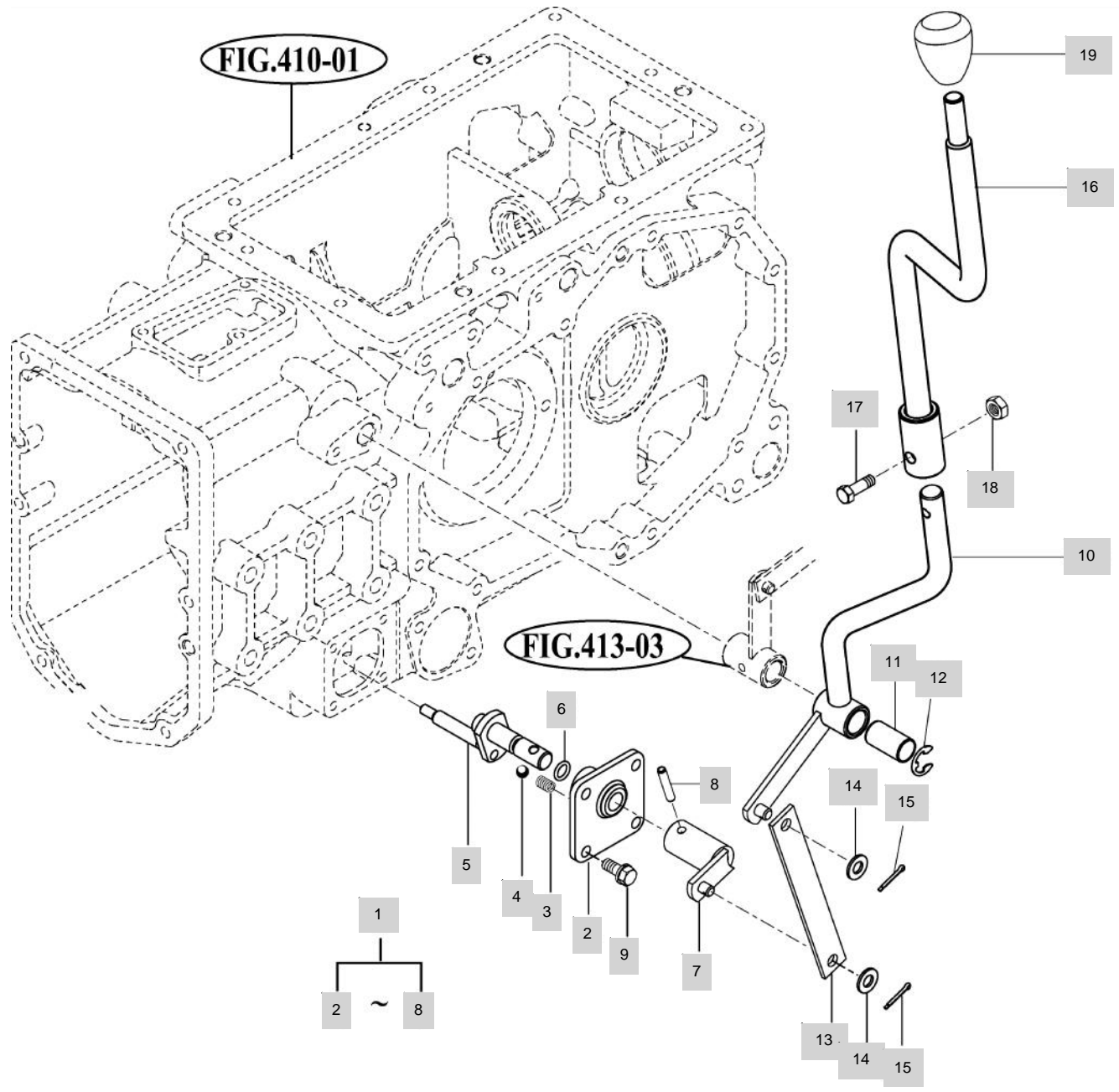
FIG 415

4WD CHANGE LEVER

년/월
Year/Month

T273

2020.07



T233/T273-E-415A

NOTE

5. FRONT AXLE PART NO. T273-E-C5

FIG 501A FRAME (1)	159
FIG 501B FRAME (2)	161
FIG 502 FRONT DIFFERENTIAL GEARS & SHAFT	163
FIG 503 FRONT AXLE HOUSING	165
FIG 504 FRONT GEAR CASE (1)	167
FIG 505 FRONT GEAR CASE (2)	169

FIG 501A

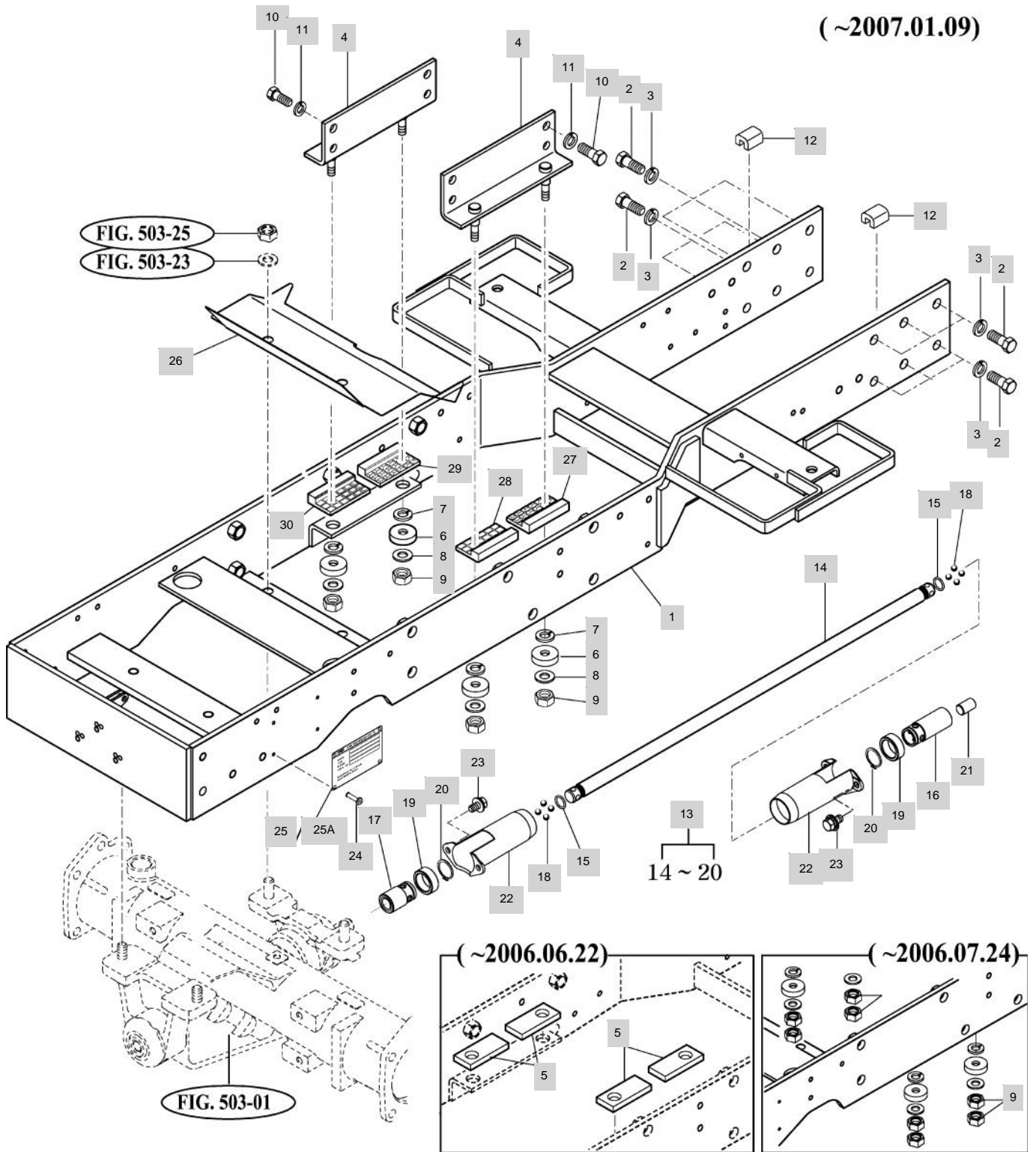
FRAME (1)

년/월
Year/Month

2020.07

T273

(~2007.01.09)



T233/T273-E-501(1/2)

NOTE

FIG 501B

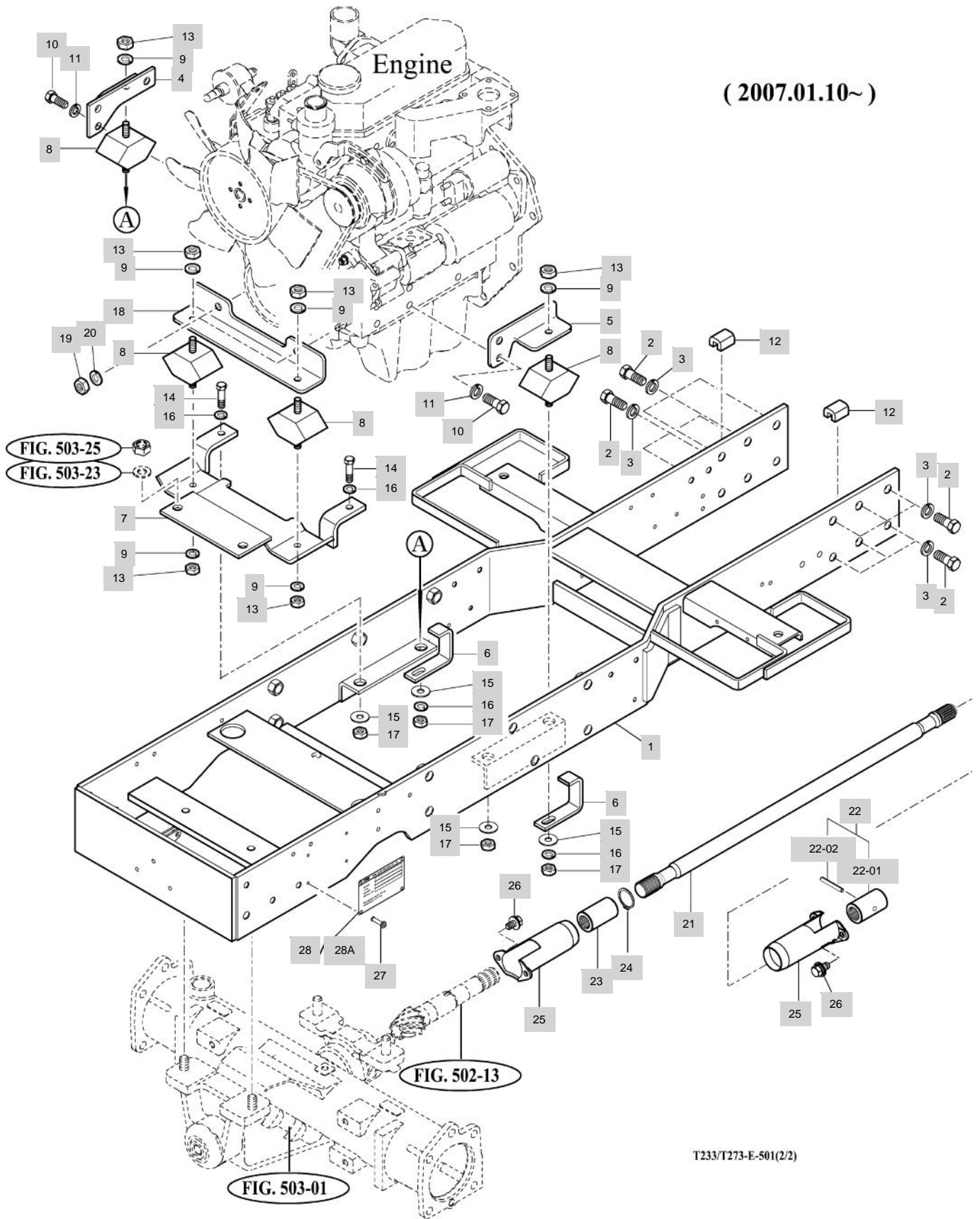
FRAME (2)

년/월
Year/Month

2020.07

T273

(2007.01.10~)



T233/T273-E-501(2/2)

NOTE

FIG 501B T273	FRAME (2)	년/월 Year/Month 2020.07
-----------------------------	------------------	----------------------------------

KEY NO	PART NO	DESCRIPTION	SPEC	QTY	REPAIR	EFFECTIVE DATE	REMARKS
501B	1	13154072301DG	FRAME COMP , AXLE	1X1X1	1		20060420
501B	2	V2014614035	BOLT , HEX	M14X35	12		20050913
501B	3	V4011600140	WASHER , SPRING	M14	8		20080701
501B	4	13154070400DG	SUPPORT , ENGINE LH	150X45	1		20070110
501B	5	13154070500DG	SUPPORT , ENGINE RH	105X45X47	1		20070110
501B	6	13154070600DG	BRACKET , STOPPER	61.5X85X25	2		20070110
501B	7	13154073001DG	BRACKET COMP , STAY	330X220X51	1		20070212
501B	8	36501510110	RUBBER , E/G MOUNT	93.5X86X50	4		20070110
501B	9	V4011600100	WASHER , SPRING	M10	0		20130327
501B	10	V2024612030	BOLT , HEX FINE	M12X30	4		20090428
501B	11	V4011600120	WASHER , SPRING	M12	0		20090429
501B	12	13156250032	INSULATOR	1X1X1	2		
501B	13	V3043600100	NUT , HEX/2	M10	1		20070110
501B	14	V2173610030	BOLT , HEX/S	M10X30	2		20070110
501B	15	14441160070	WASHER , 11X30X2	T=1.6	4		
501B	16	V4011600100	WASHER , SPRING	M10	0		20130327
501B	17	V3043600100	NUT , HEX/2	M10	1		20070110
501B	18	13154070201DG	BRACKET , SUPPORT ENG	300X50X55	1		20070212
501B	19	V3343600120	NUT , HEX FINE/2	M12	2		20070110
501B	20	V4011600120	WASHER , SPRING	M12	0		20090429
501B	21	13154100010DG	SHAFT, 4WD	1X1X1	1		
501B	22	13151342100DG	COUPLING SUB		1		20070110
501B	22-01	14211340190	COUPLING	22X51	1		20100702
501B	22-02	V5801404025	PIN , SPRING	4X25	1		20070101
501B	23	14211340190DG	COUPLING		1		20070110
501B	24	V7041400200	C-RING , SHAFT	20	2		20100107
501B	25	13154100013	COVER, JOINT	133X90	2		
501B	26	V2173608016	BOLT , HEX/S	M8X16	4		20121113
501B	27	V5502040093	RIVET , BLIND	4X9.3	4		
501B	28	T0019010041	LABEL , MODEL/EN	1X1X1	1		20060101
501B	28A	13199040221	LABEL , MODEL/EN	1X1X1	1		20070910

NOTE

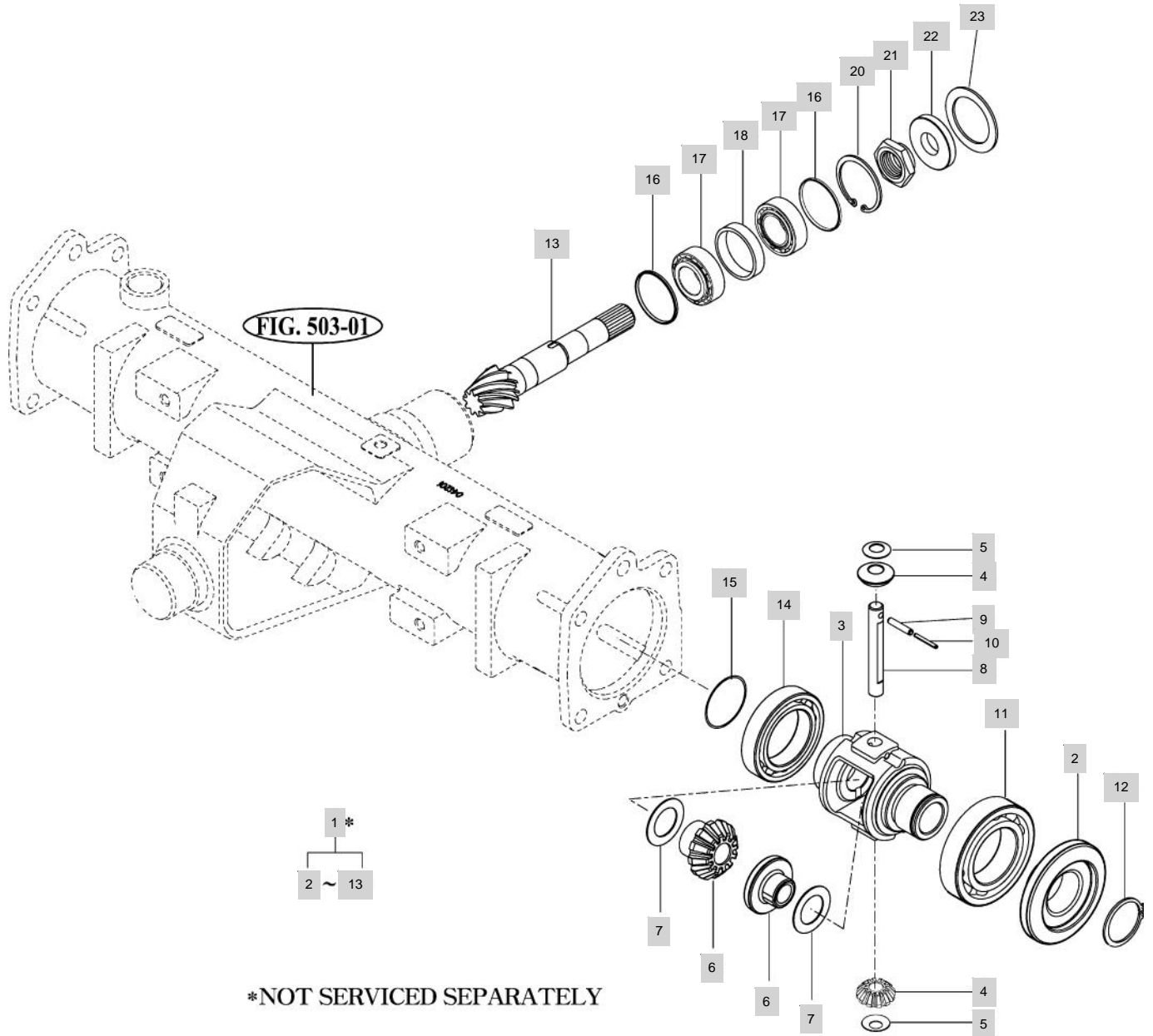
FIG 502

FRONT DIFFERENTIAL GEARS & SHAFT

년/월
Year/Month

T273

2020.07



T233/T273-E-502A

NOTE

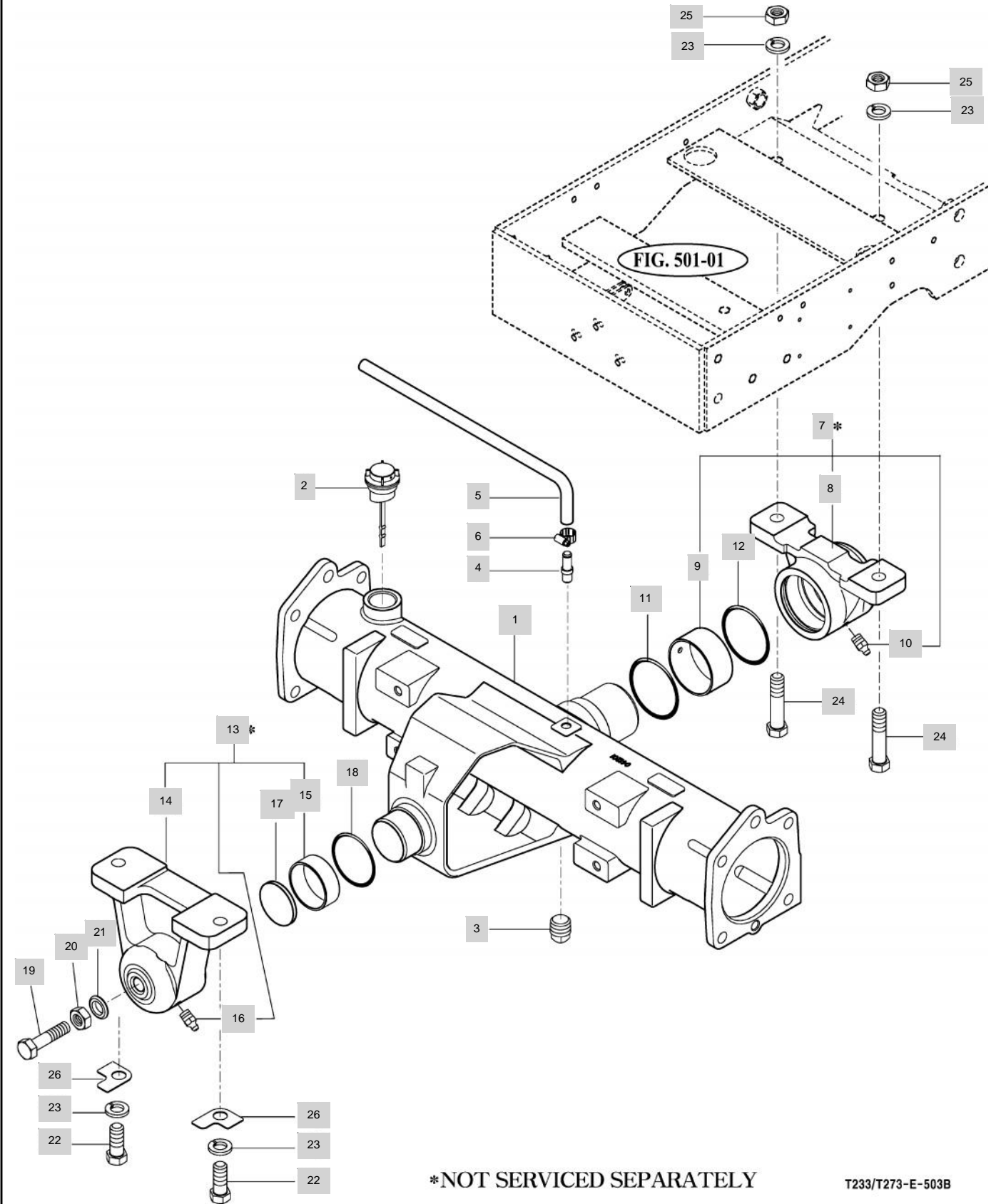
FIG 503

FRONT AXLE HOUSING

년/월
Year/Month

2020.07

T273



*NOT SERVICED SEPARATELY

T233/T273-E-503B

NOTE

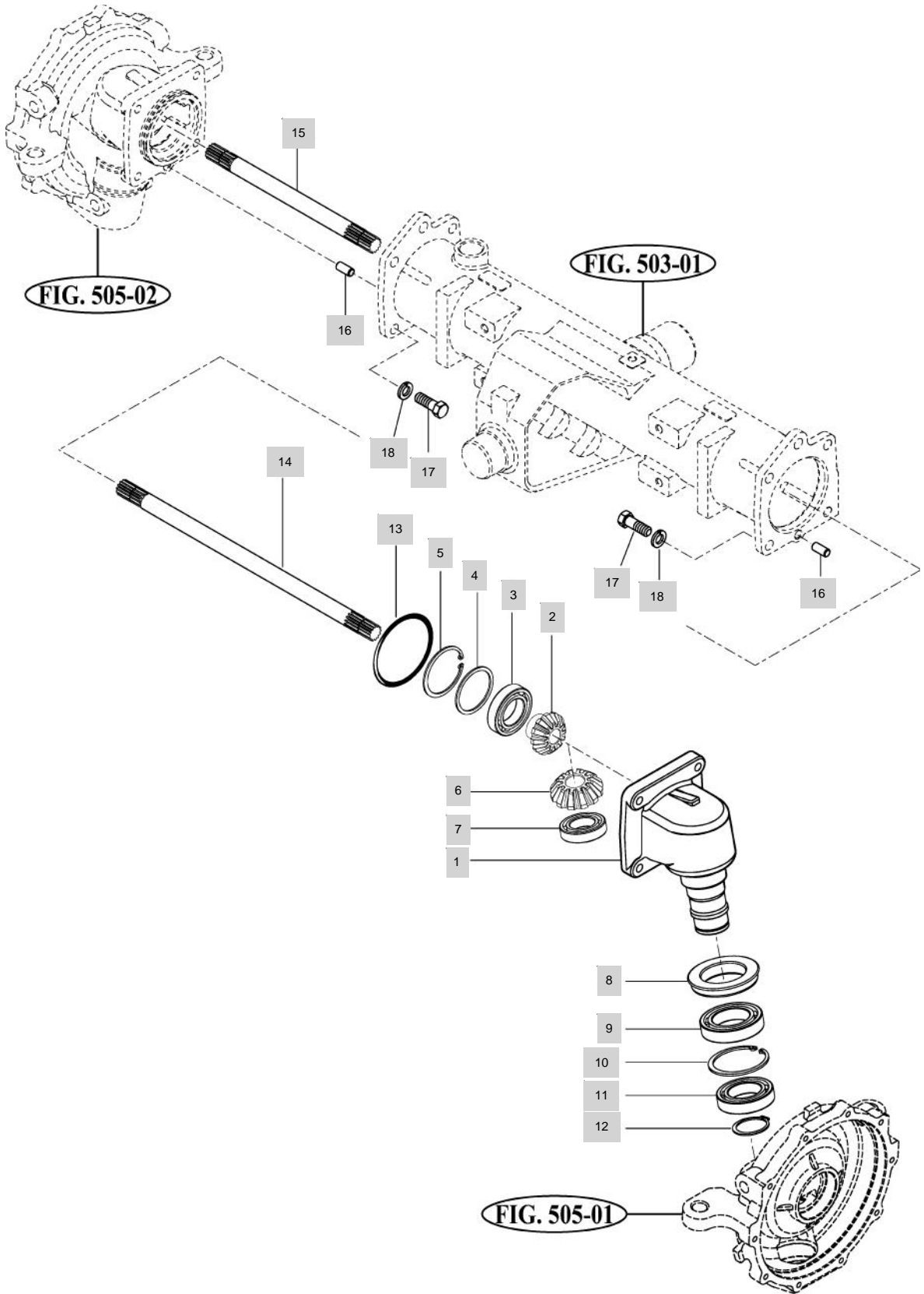
FIG 504

FRONT GEAR CASE (1)

년/월
Year/Month

T273

2020.07



T233/T273-E-504A

NOTE

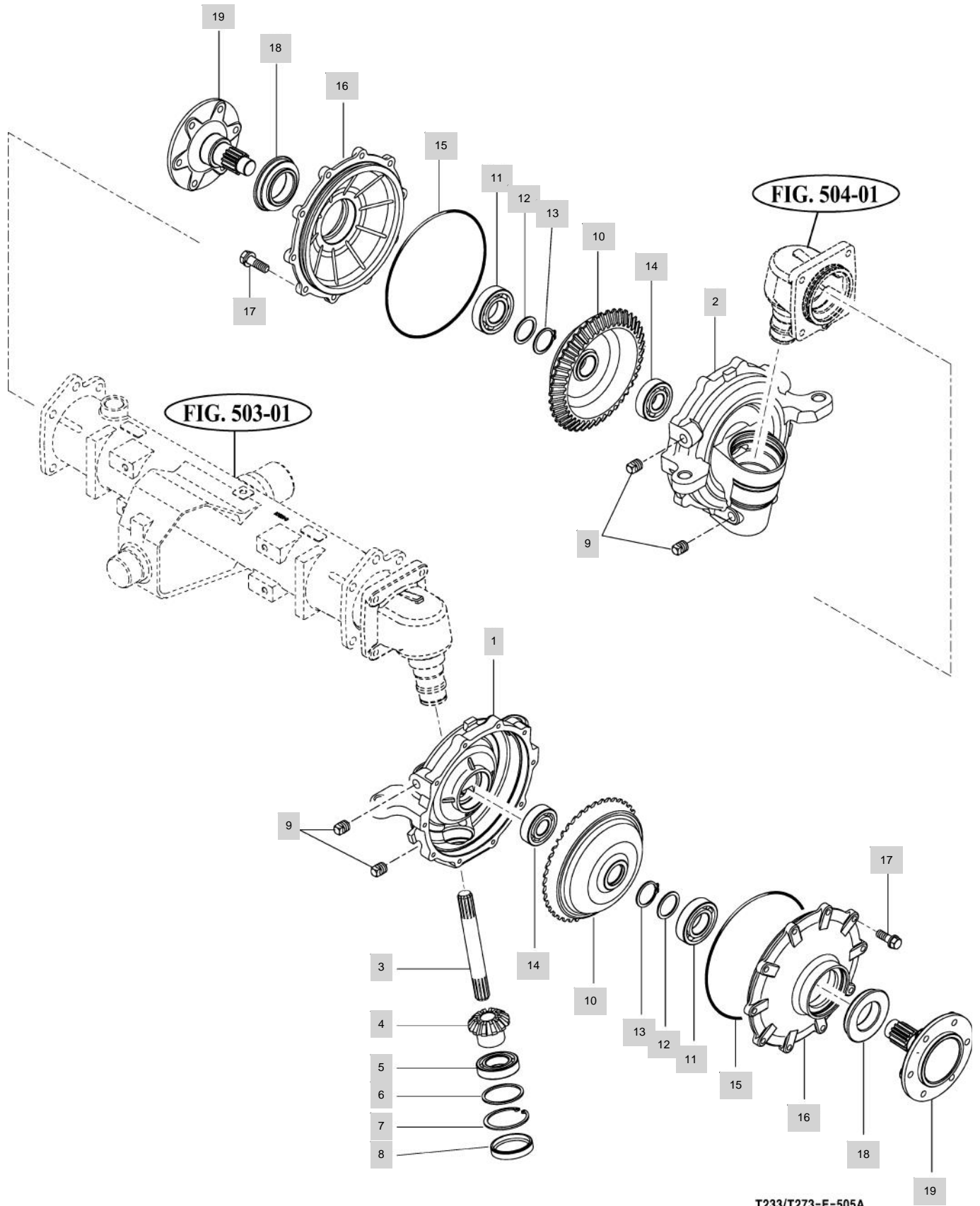
FIG 505

FRONT GEAR CASE (2)

년/월
Year/Month

2020.07

T273



T233/T273-E-505A

NOTE

6. HYDRAULICS & 3-POINT LINK PART NO. T273-E-C6

FIG 601 CYLINDER CASE	172
FIG 602 LIFT ARM	174
FIG 603 FLOW CONTROL VALVE	176
FIG 604 CONTROL VALVE LINKAGE	178
FIG 605 MAIN CONTROL VALVE	180
FIG 606 REMOTE CONTROL VALVE	182
FIG 607 POSITION LEVER LINKAGE	184
FIG 608 HYDRAULIC PUMP & GEAR PUMP	186
FIG 609 HYDRAULIC HOSE (1)	188
FIG 610 HYDRAULIC HOSE (2)	190
FIG 611 PTO VALVE	192
FIG 612 3-POINT LINKAGE	194
FIG 613 JOYSTICK LEVER	197
FIG 614 HITCH & COVER	199

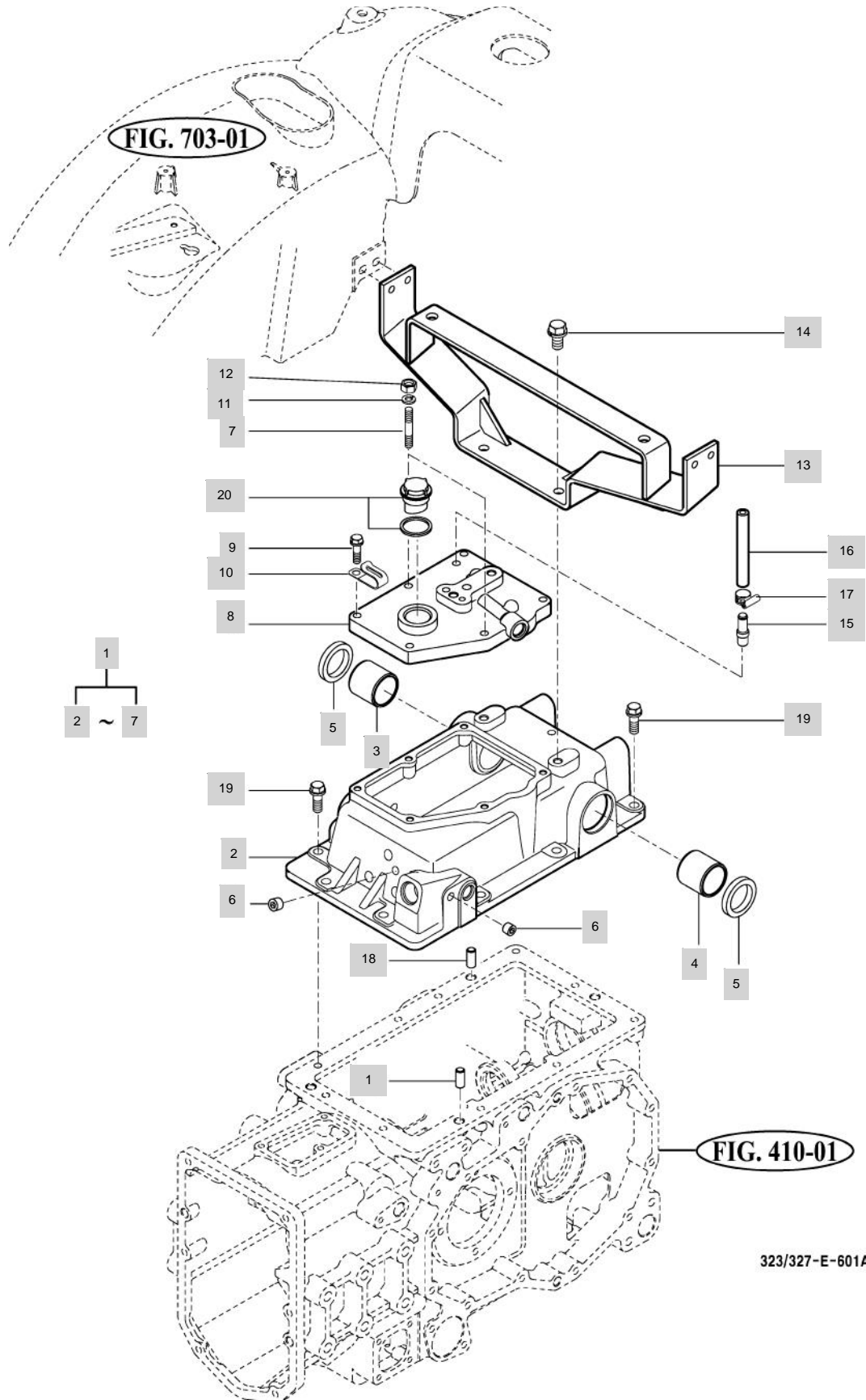
FIG 601

T273

CYLINDER CASE

년/월
Year/Month

2020.07



323/327-E-601A

NOTE

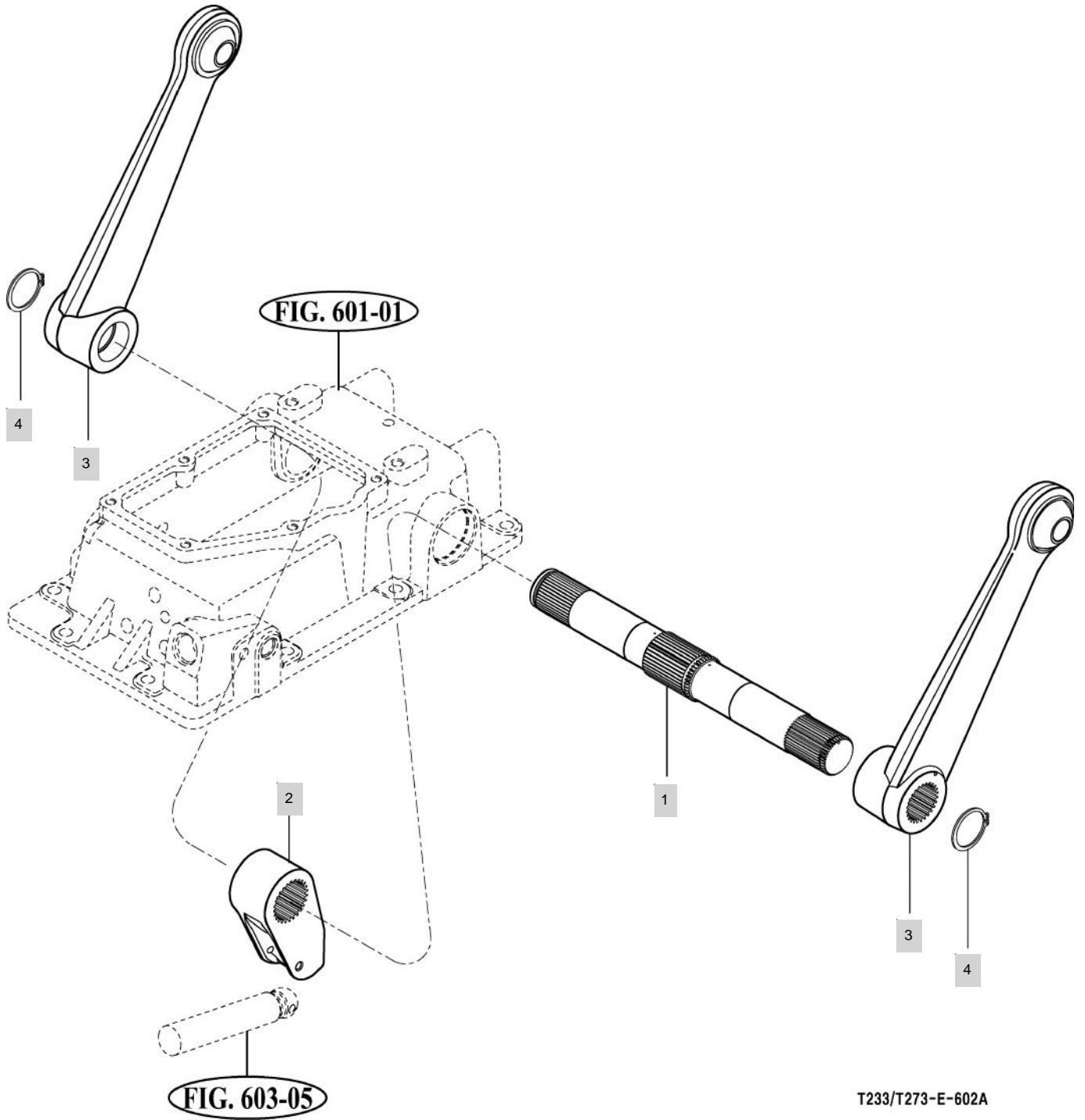
FIG 602

T273

LIFT ARM

년/월
Year/Month

2020.07



T233/T273-E-602A

NOTE

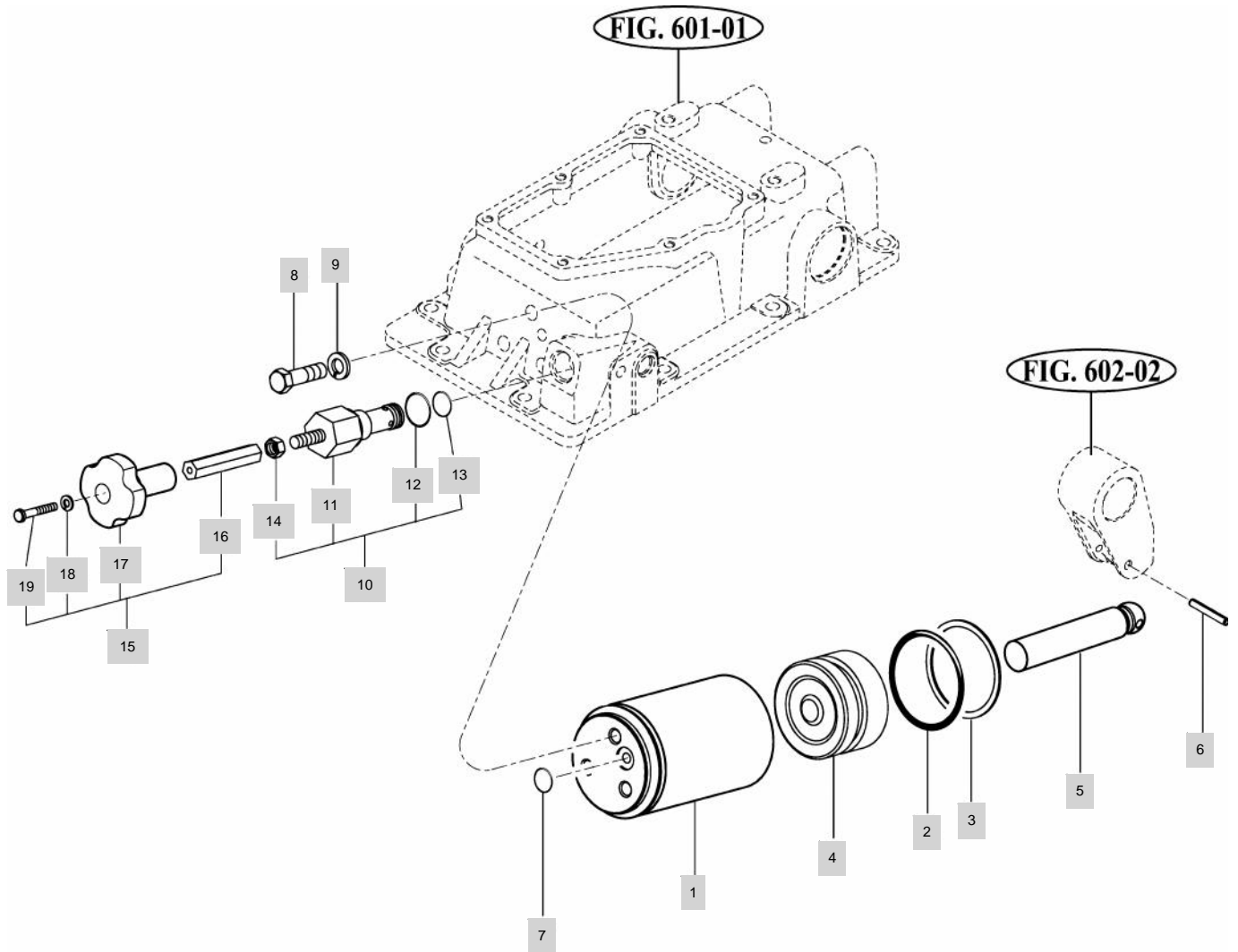
FIG 603

T273

FLOW CONTROL VALVE

년/월
Year/Month

2020.07



T233/T273-E-603A

NOTE

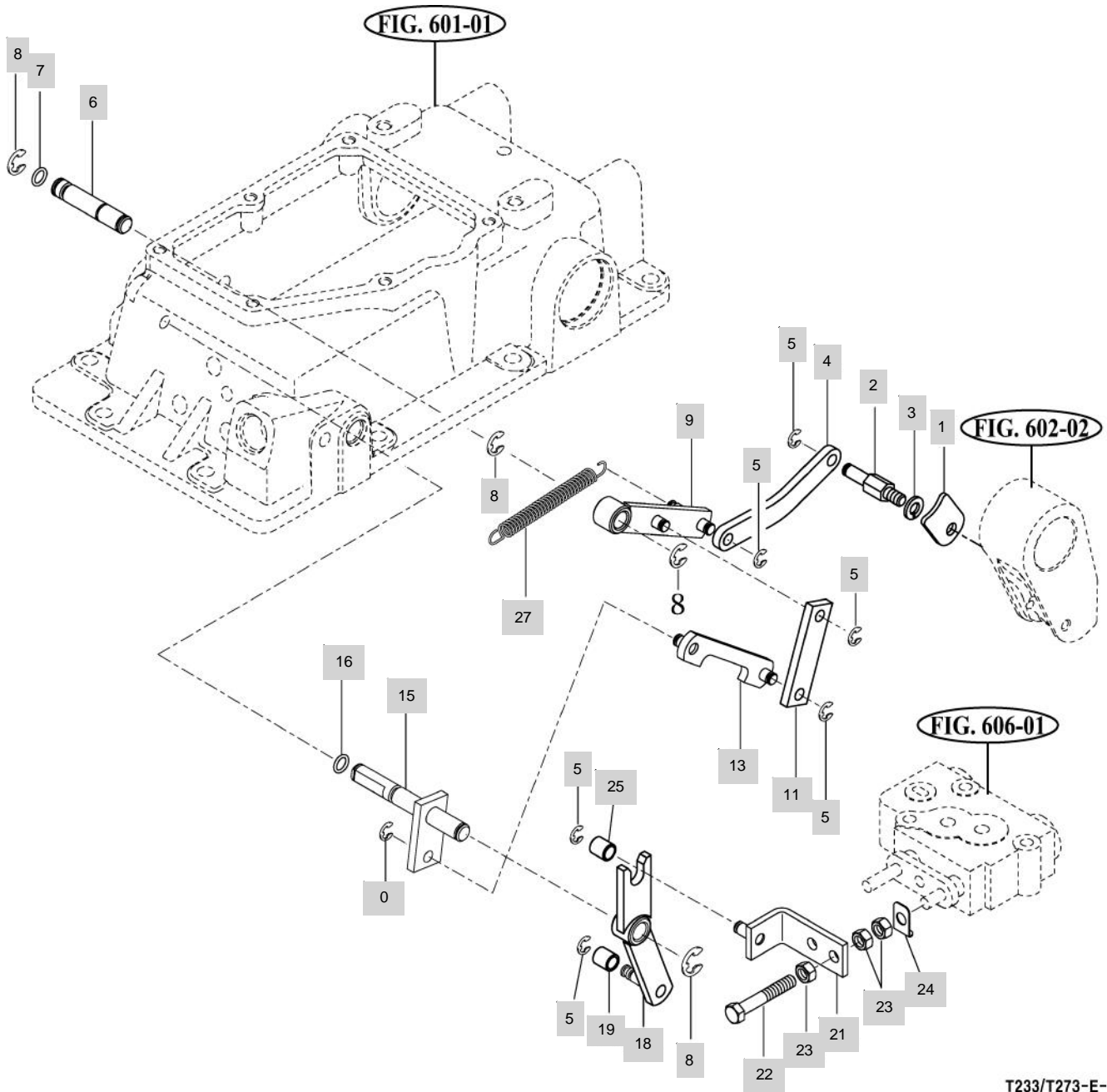
FIG 604

T273

CONTROL VALVE LINKAGE

년/월
Year/Month

2020.07



T233/T273-E-604A

NOTE

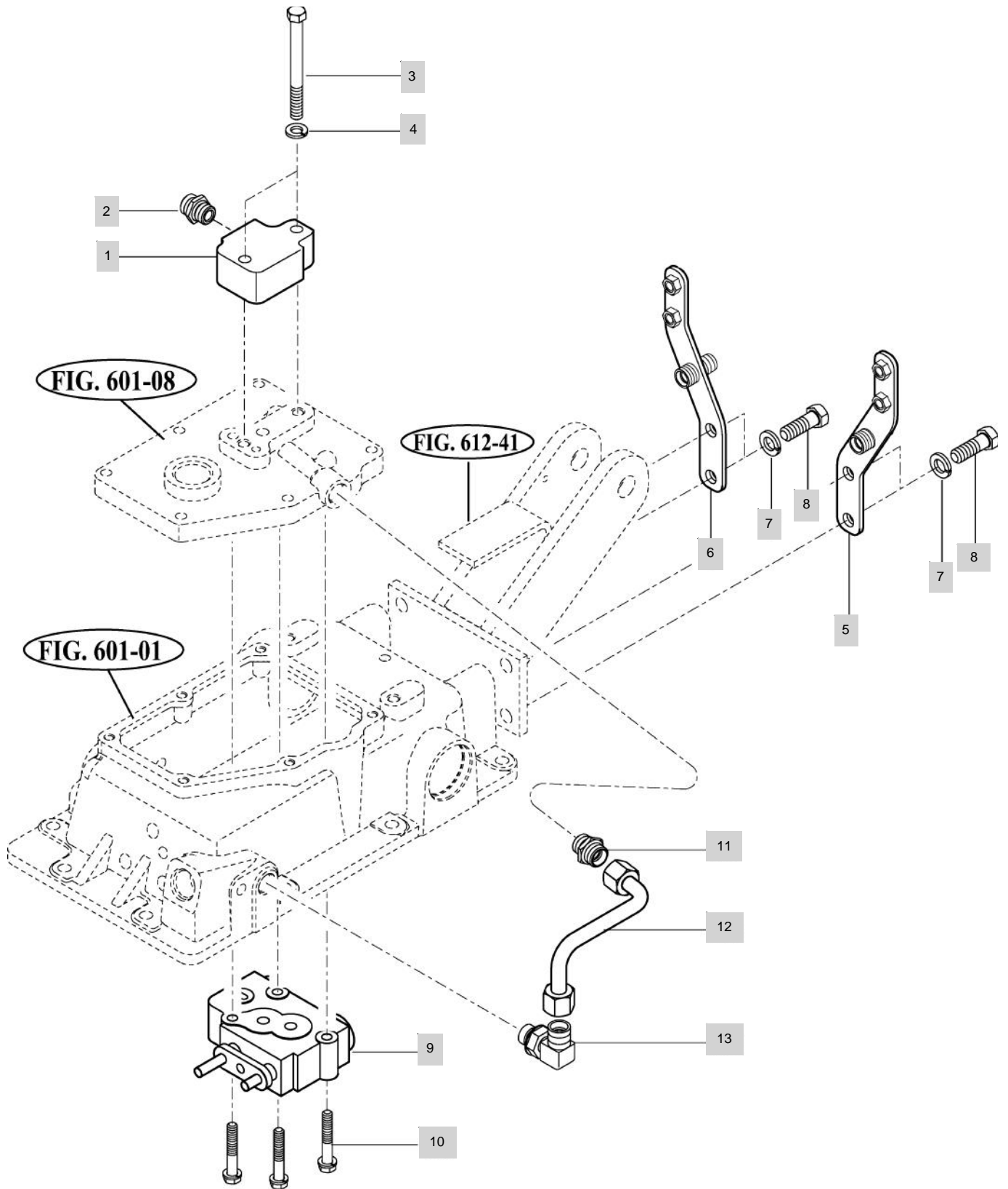
FIG 605

MAIN CONTROL VALVE

년/월
Year/Month

T273

2020.07



T233/T273-E-606B

NOTE

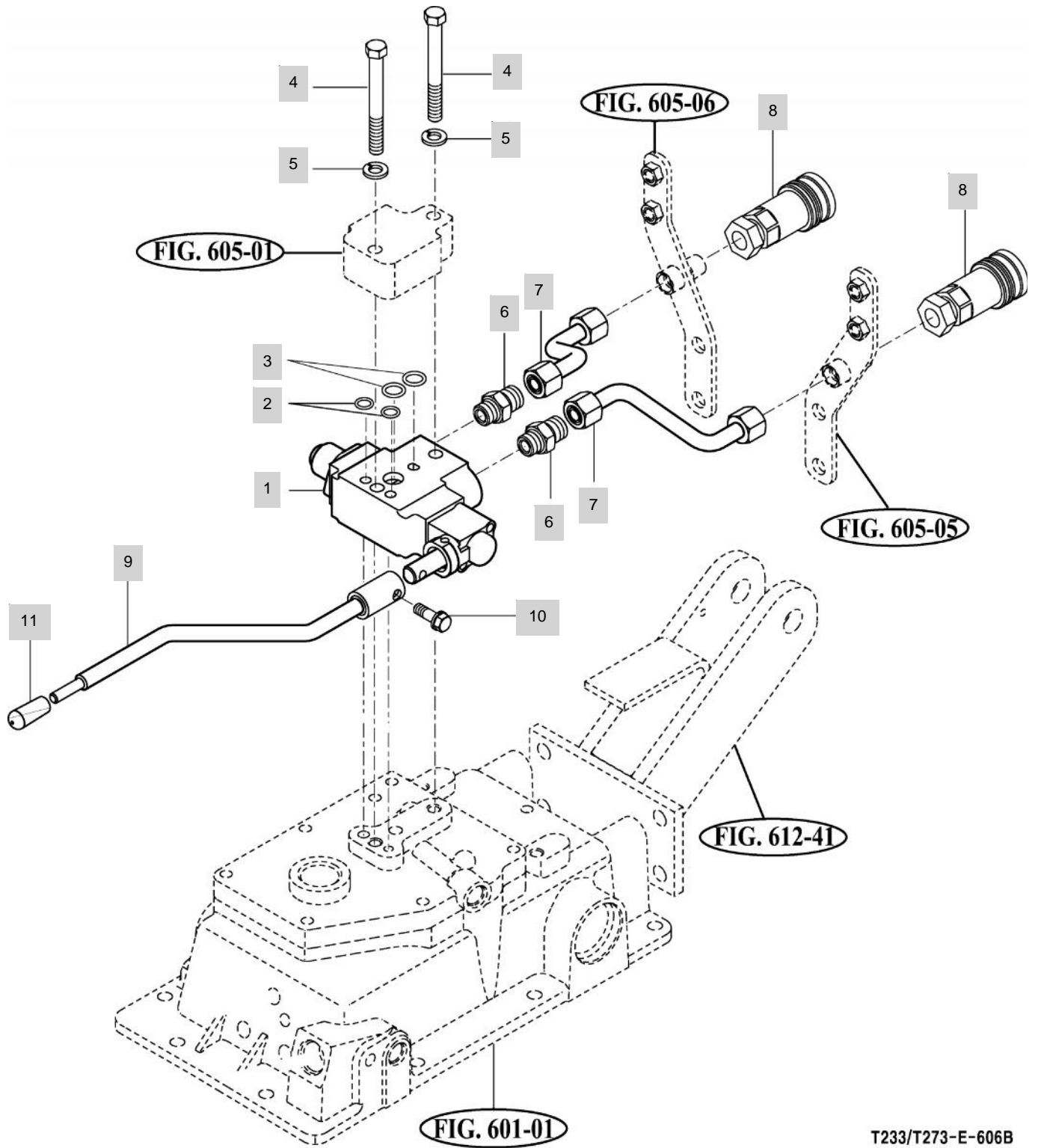
FIG 606

T273

REMOTE CONTROL VALVE

년/월
Year/Month

2020.07



T233/T273-E-606B

NOTE

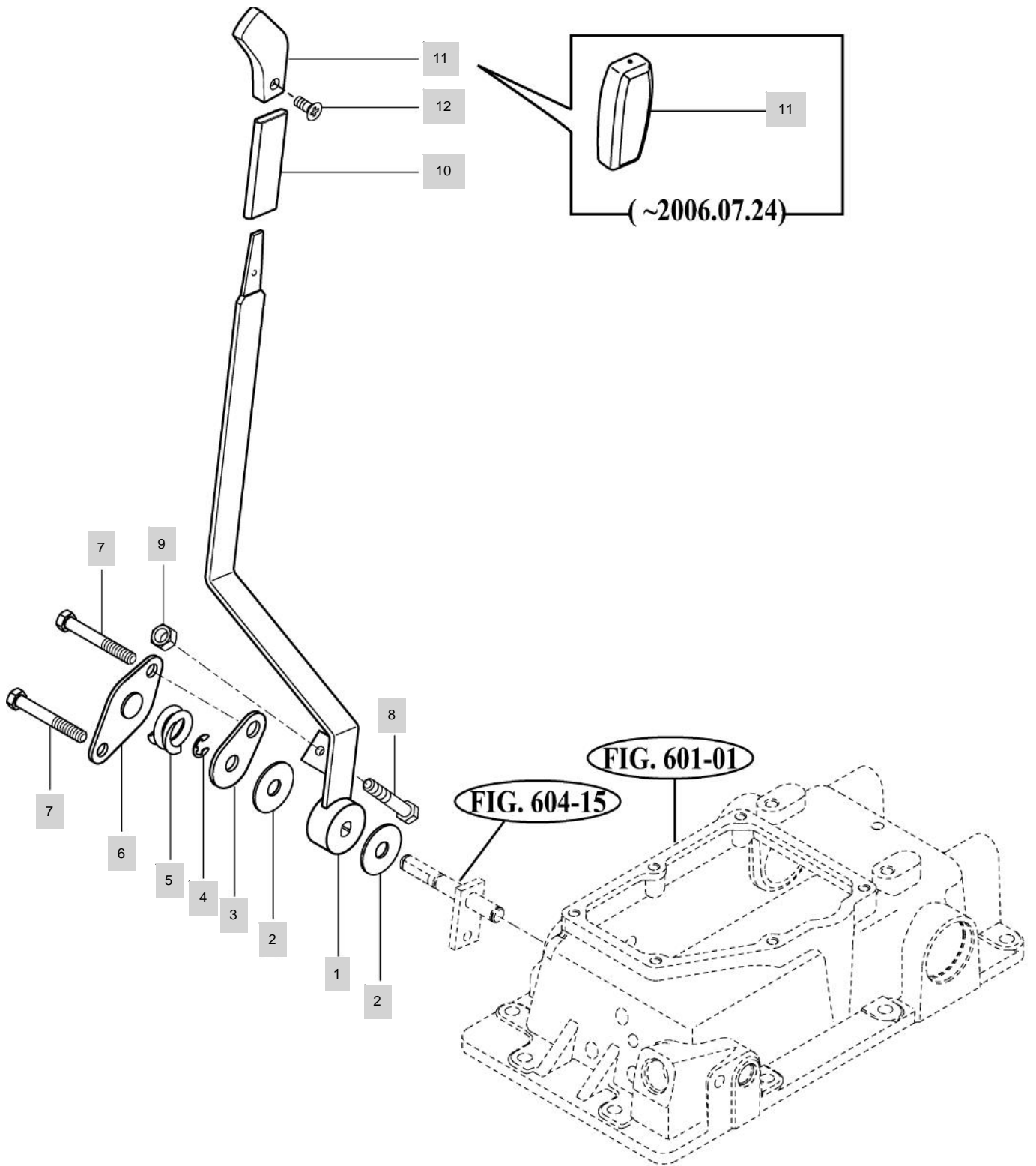
FIG 607

T273

POSITION LEVER LINKAGE

년/월
Year/Month

2020.07



T233/T273-E-607A

NOTE

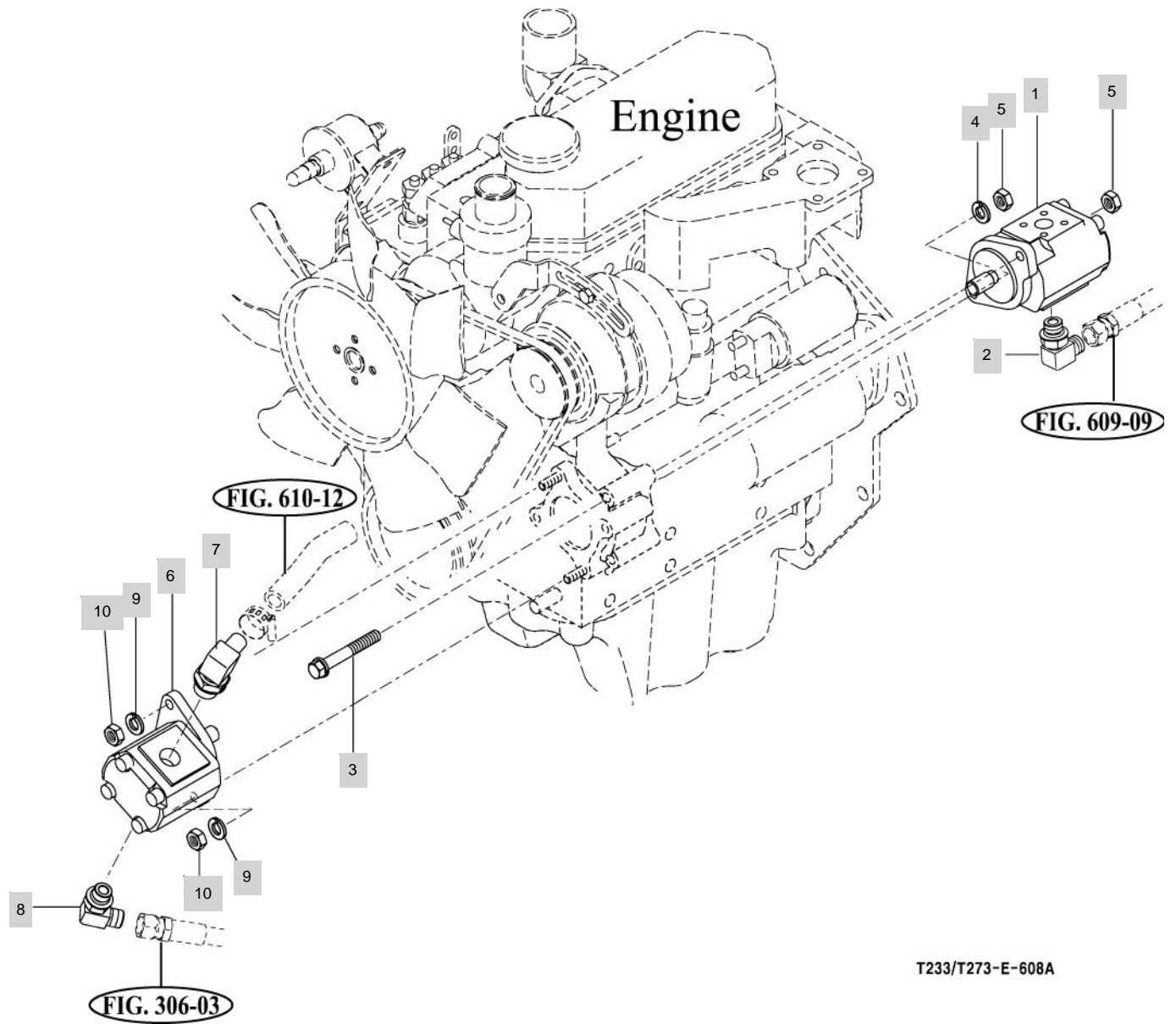
FIG 608

T273

HYDRAULIC PUMP & GEAR PUMP

년/월
Year/Month

2020.07



T233/T273-E-608A

NOTE

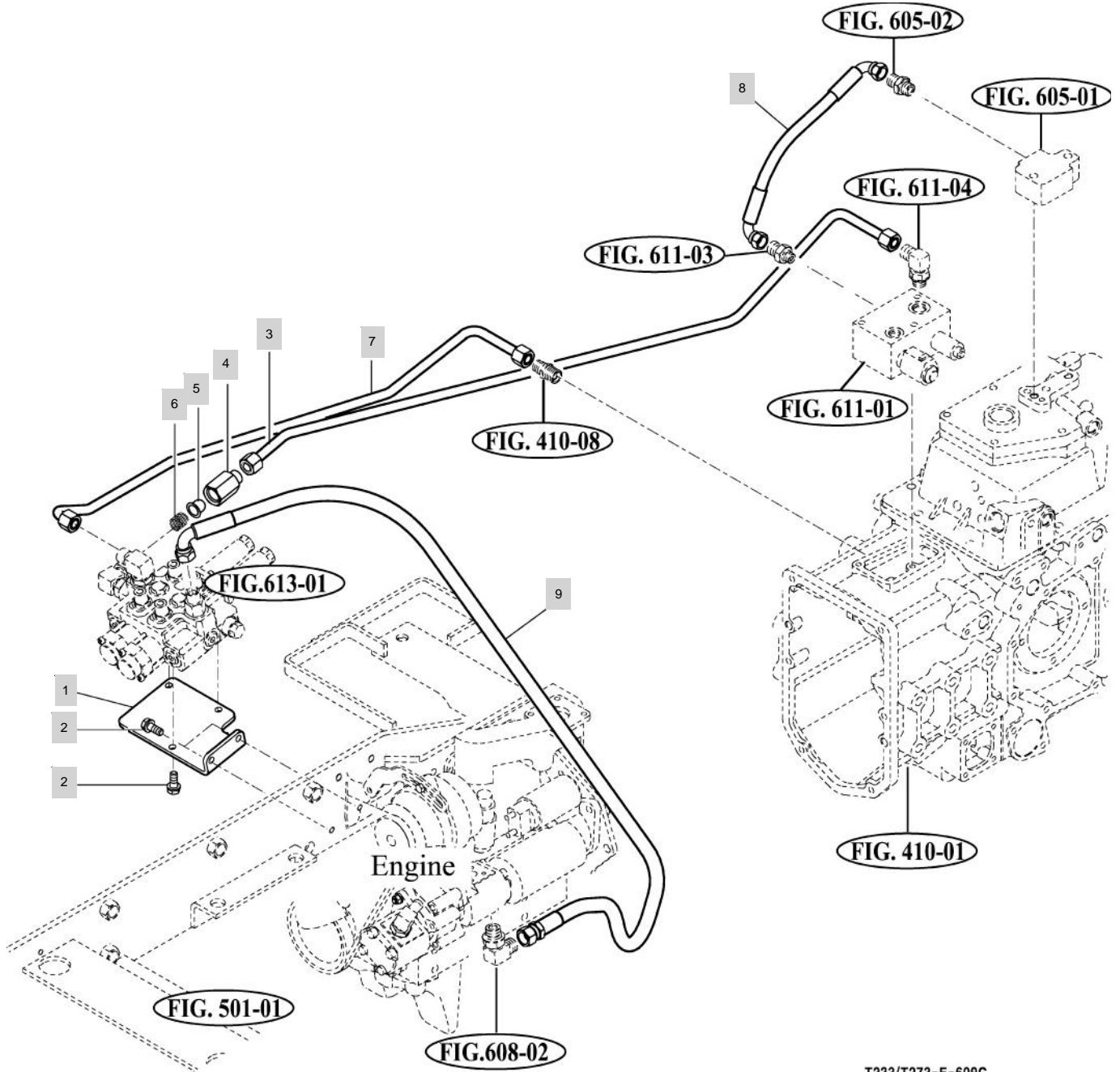
FIG 609

T273

HYDRAULIC HOSE (1)

년/월
Year/Month

2020.07



T233/T273-E-609C

NOTE

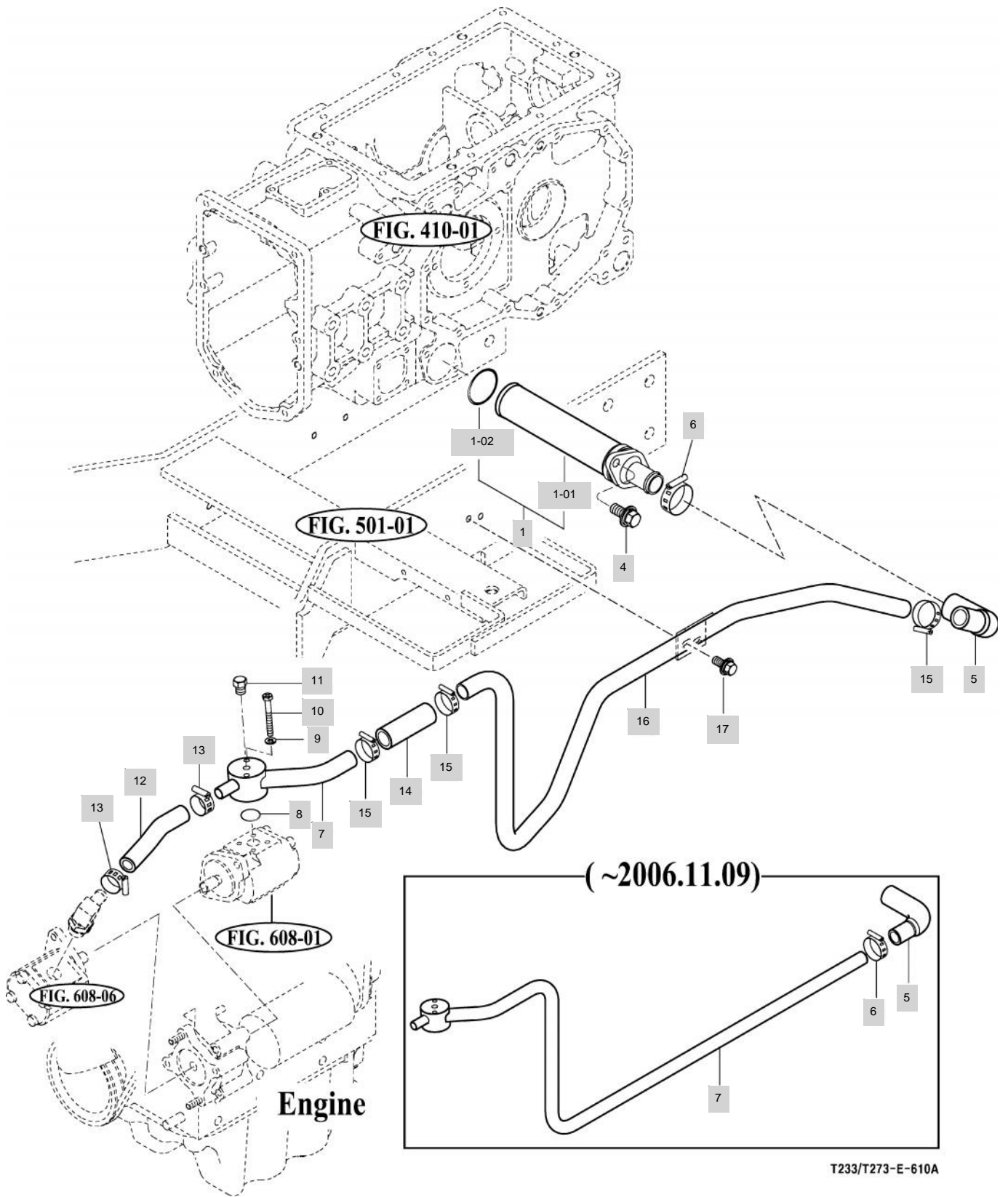
FIG 610

T273

HYDRAULIC HOSE (2)

년/월
Year/Month

2020.07



NOTE

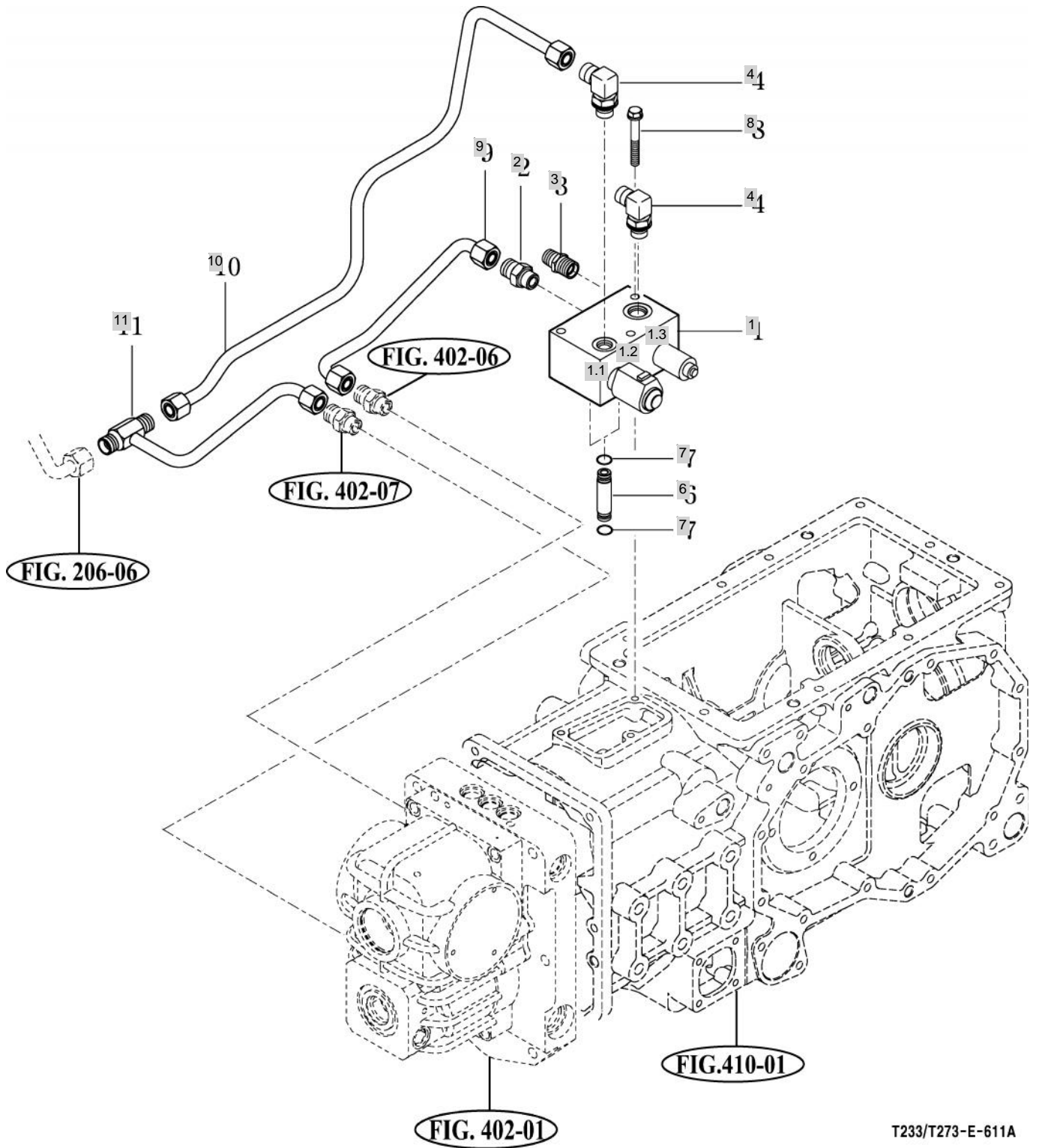
FIG 611

PTO VALVE

년/월
Year/Month

T273

2020.07



T233/T273-E-611A

NOTE

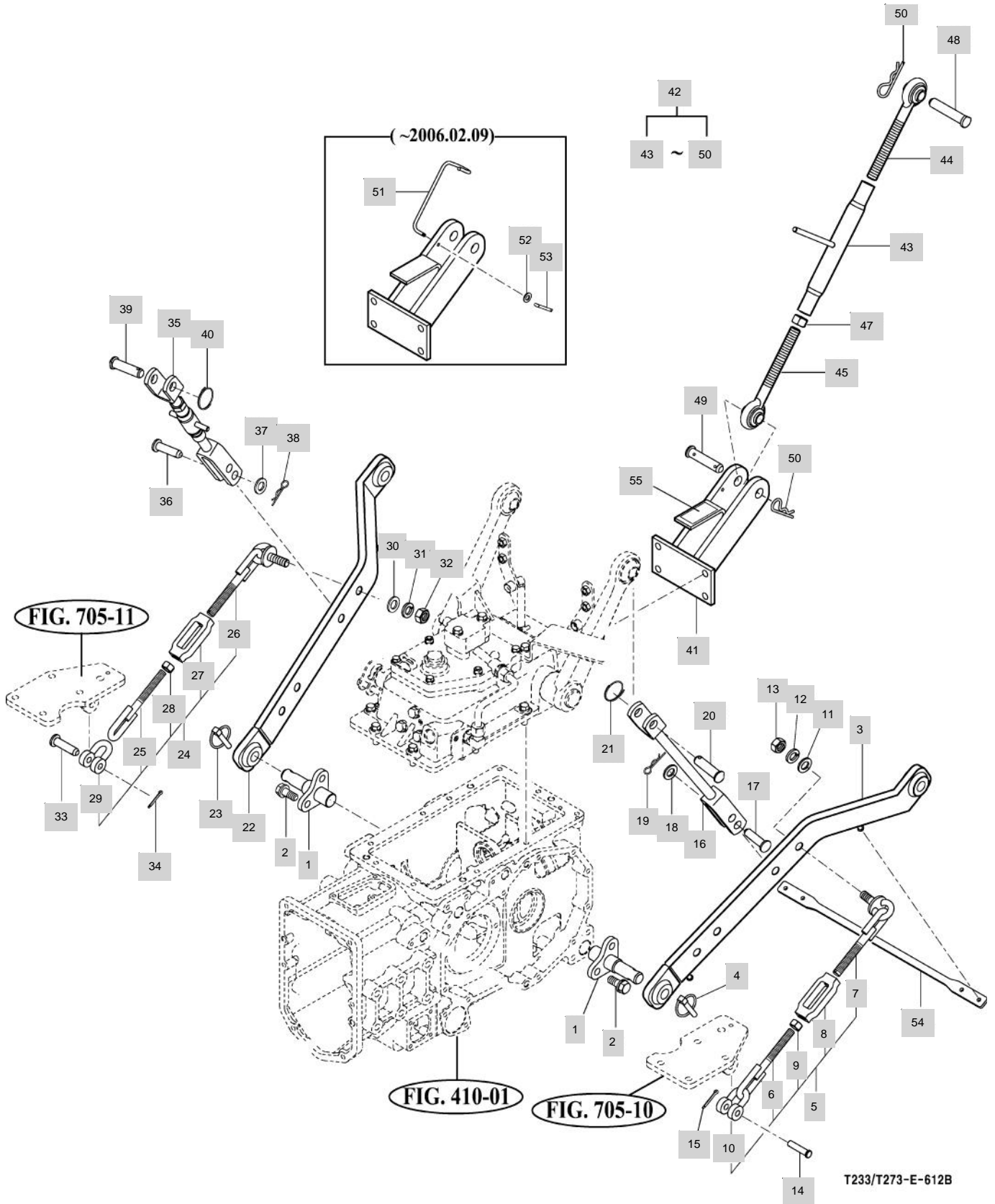
FIG 612

T273

3-POINT LINKAGE

년/월
Year/Month

2020.07



NOTE

FIG 612		3-POINT LINKAGE					년/월 Year/Month		
							2020.07		
T273		KEY NO	PART NO	DESCRIPTION	SPEC	QTY	REPAIR	EFFECTIVE DATE	REMARKS
612	1	13155205100	PIN COMP, 115	82X115X50	2				
612	2	V2173612030	BOLT , HEX/S	M12X30	4				
612	3	13155202202	LOWER LINK COMP , LH	95X740X50	1			20060401	
612	4	14215020020	PIN , LINK		3			20060502	
612	5	13155202501	CHAIN ASSY , CHECK	1X1X1	1				
612	6	14585142600	CHAIN COMP , RH CHECK	10X180X34	1				
612	7	14725142700	CHAIN COMP , LH CHECK	72X175X34	1				
612	8	13155202511	TURNBUCKLE	D20X44X104	1				
612	9	V3042600140	NUT , HEX/2	M14	1				
612	10	16705142520	SHACKLE , CHECK CHAIN	1X1X1	1			20060922	
612	11	13016400010	SEAL , BATTERY BRACKET	T=0.25	1			20111130	
612	12	V4011600160	WASHER , SPRING	M16	3			20081226	
612	13	V3013600160	NUT , HEX/2	M16	1			20040101	
612	14	79636110030	PIN , 12X48	D=12	1			20040101	
612	15	V5001930020	PIN , SPLIT	3X20	1			20040101	
612	16	13155202401	LIFT ROD COMP , LH	450X60X47	1			20060401	
612	17	79636130050	PIN , 16X60	D=16	1			20040101	
612	18	13016400010	SEAL , BATTERY BRACKET	T=0.25	1			20111130	
612	19	13059310030	PIN	D=2.3	1			20060609	
612	20	16705020050	PIN , 19X69	19X75X26	1				
612	21	16735240060	Spring	D48	1			20030401	
612	22	13155203102	LOWER LINK COMP , RH	1X1X1	1			20060401	
612	23	14215020020	PIN , LINK		3			20060502	
612	24	13155202501	CHAIN ASSY , CHECK	1X1X1	1				
612	25	14585142600	CHAIN COMP , RH CHECK	10X180X34	1				
612	26	14725142700	CHAIN COMP , LH CHECK	72X175X34	1				
612	27	13155202511	TURNBUCKLE	D20X44X104	1				
612	28	V3042600140	NUT , HEX/2	M14	1				
612	29	16705142520	SHACKLE , CHECK CHAIN	1X1X1	1			20060922	
612	30	13016400010	SEAL , BATTERY BRACKET	T=0.25	1			20111130	
612	31	V4011600160	WASHER , SPRING	M16	3			20081226	
612	32	V3013600160	NUT , HEX/2	M16	1			20040101	
612	33	79636110030	PIN , 12X48	D=12	1			20040101	
612	34	V5001930020	PIN , SPLIT	3X20	1			20040101	
612	35	13155203201	LIFT ROD ASSY , RH	1X1X1	1			20060401	
612	36	79636130050	PIN , 16X60	D=16	1			20040101	
612	37	13016400010	SEAL , BATTERY BRACKET	T=0.25	1			20111130	
612	38	13059310030	PIN	D=2.3	1			20060609	
612	39	16705020050	PIN , 19X69	19X75X26	1				
612	40	16735240060	Spring	D48	1			20030401	
612	41	13155204104	BRACKET COMP, TOP LINK	144X245X150	1				
612	42	13155206003	TOP LINK ASSY	1X1X1	1			20130226	
612	43	13155206111	TURN BUCKLE	31.8X4.5	1				
612	44	13155206121	JOINT , LH	1X1X1	1				
612	45	13155206131	JOINT , RH	1X1X1	1				
NOTE									

FIG 612 T273	3-POINT LINKAGE						년/월 Year/Month
							2020.07

KEY NO		PART NO	DESCRIPTION	SPEC	QTY	REPAIR	EFFECTIVE DATE	REMARKS
612	47	V3042600200	NUT , HEX/2	M20	1			
612	48	15645220020	PIN , 19X95	D=19	1		20110321	
612	49	15645220011	PIN , 19X86	D=19	0		20101126	
612	50	14445140051	PIN , 19	D=4.5	3		20110321	
612	51	13155200010	HOOK , TOP LINK	D=5.0	1			
612	52	V4111600050	WASHER , PLAIN	M5	1			
612	53	V5001920015	PIN , SPLIT	2X15	1		20081001	
612	54	15605250030	BAND , 470	25X520XT6	1		20110603	
612	55	13151112011	INSULATOR , 40X70	T=5	1			

NOTE

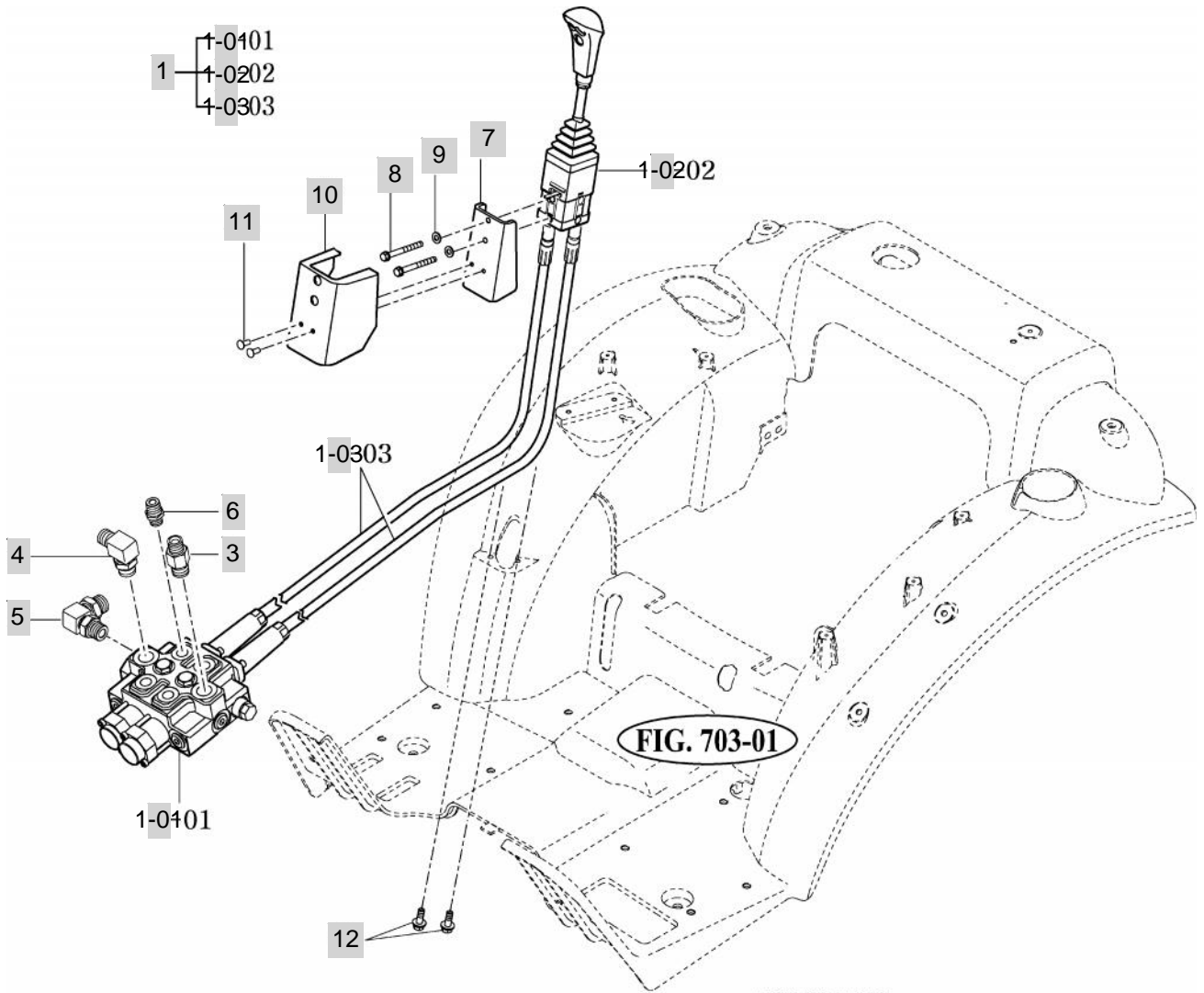
FIG 613

T273

JOYSTICK LEVER

년/월
Year/Month

2020.07



T233/T273-E-613B

NOTE

FIG 614

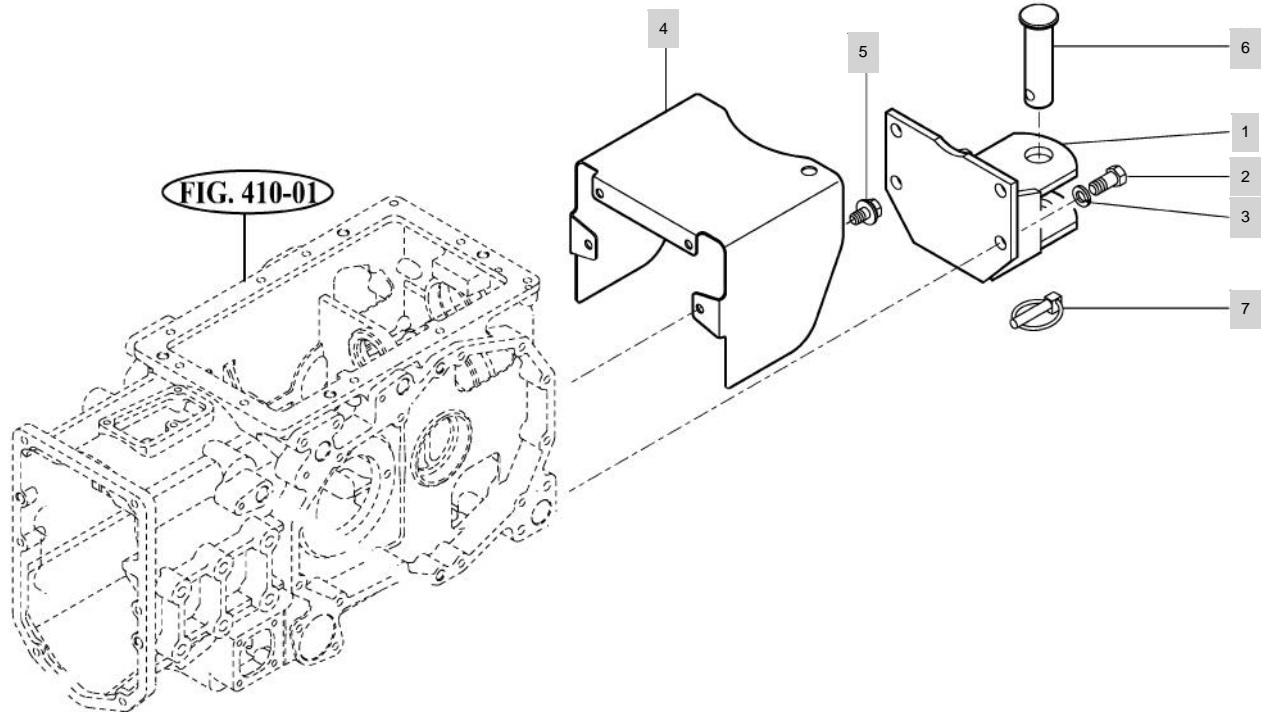
HITCH & COVER

년/월
Year/Month

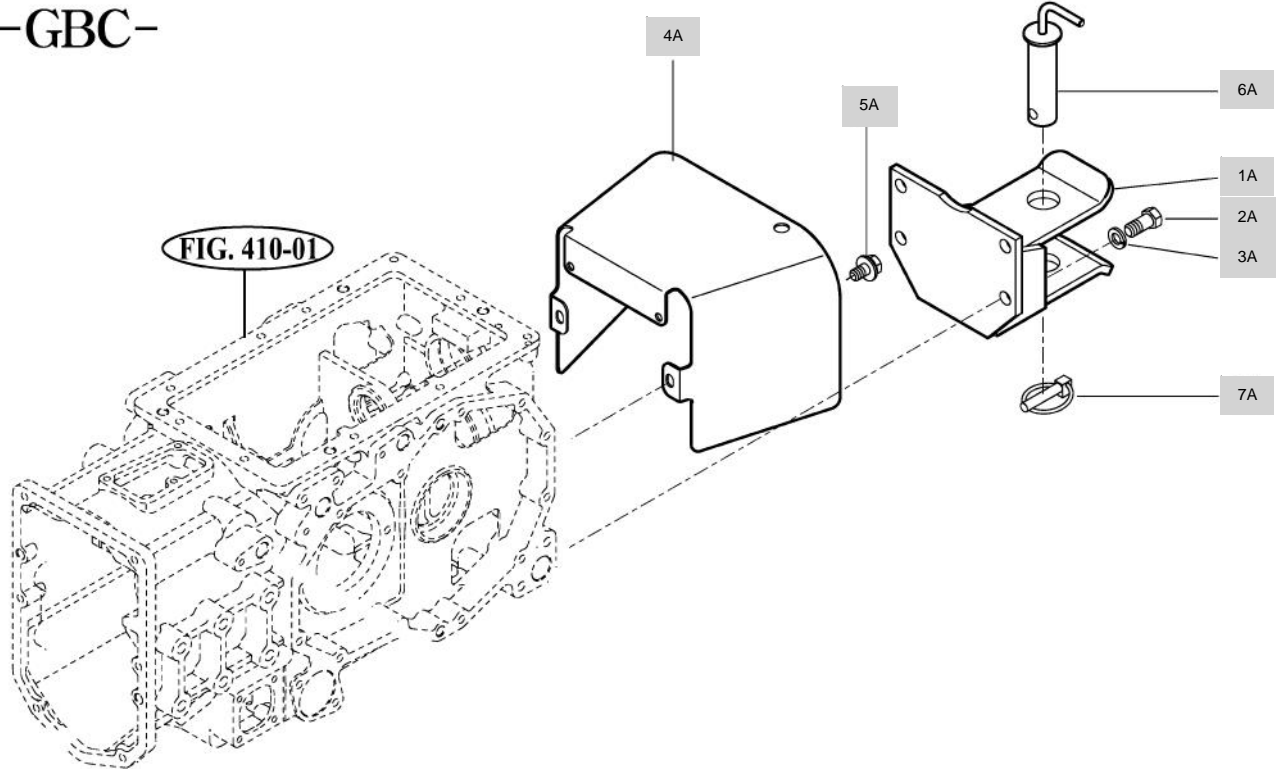
T273

2020.07

-USM,USJ-



-GBC-



T233/T273-E-614A

NOTE

FIG 614		HITCH & COVER					년/월 Year/Month		
							2020.07		
T273		KEY NO	PART NO	DESCRIPTION	SPEC	QTY	REPAIR	EFFECTIVE DATE	REMARKS
614	1	13155212100DG	HITCH COMP, TRAILER	1X1X1	1				
614	1A	13195212100DG	HITCH COMP, TRAILER	1X1X1	1				
614	2	V2013614030	BOLT , HEX	M14X30	2			20120901	
614	2A	V2013614030	BOLT , HEX	M14X30	2			20120901	
614	3	V4011600140	WASHER , SPRING	M14	8			20080701	
614	3A	V4011600140	WASHER , SPRING	M14	8			20080701	
614	4	13155201011DG	SHIELD, PTO	T=2.3	1				
614	4A	13195201010DG	PTO COVER	1X1X1	1				
614	5	V2173608016	BOLT , HEX/S	M8X16	4			20121113	
614	5A	V2173608016	BOLT , HEX/S	M8X16	4			20121113	
614	6	14882472502	PIN ASSY , TRAILER		1			20030401	
614	6A	13195213100	PIN ASSY , TRAILER	1X1X1	1				
614	7	14215020020	PIN , LINK		3			20060502	
614	7A	14215020020	PIN , LINK		3			20060502	
NOTE									

7. SHEET METAL & ROPS PART NO. T273-E-C7

FIG 701A BONNET (1)	202
FIG 701B BONNET (2)	204
FIG 702 DASH PANEL	206
FIG 703 FLOOR	208
FIG 704 SEAT	210
FIG 705 ROPS	212
FIG 706 FRONT & REAR MOUNTING	214
FIG 707A SEAL FLOOR	216
FIG 707B SEAL FLOOR	218
FIG 708 CAB FRAME & DOOR	220
FIG 709 FRONT GLASS	222
FIG 710 SIDE & REAR GLASS	224
FIG 711 ROOF	226
FIG 712 HEATER	228
FIG 713 INTERLOR PART	230

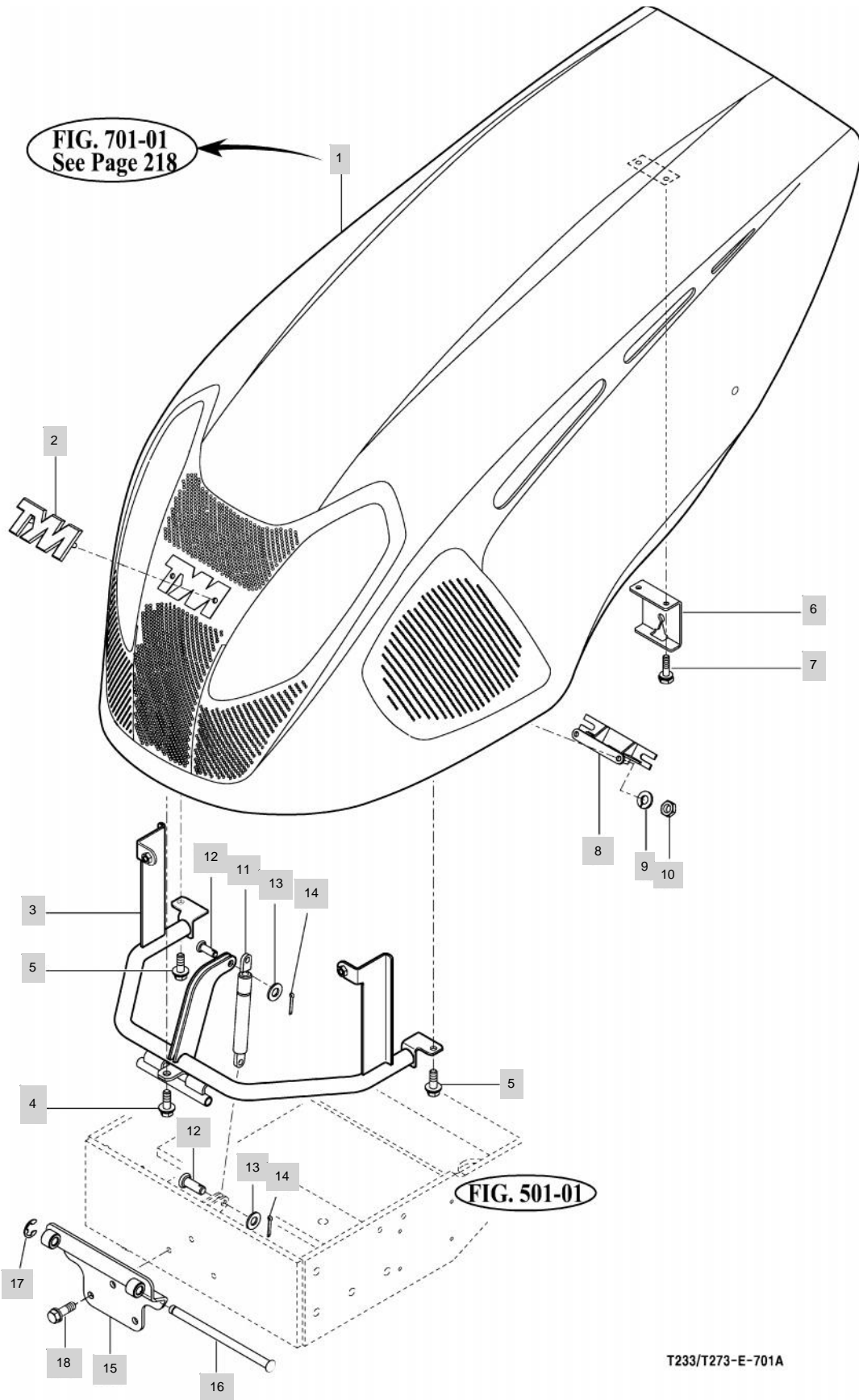
FIG 701A

BONNET (1)

년/월
Year/Month

2020.07

T273



NOTE

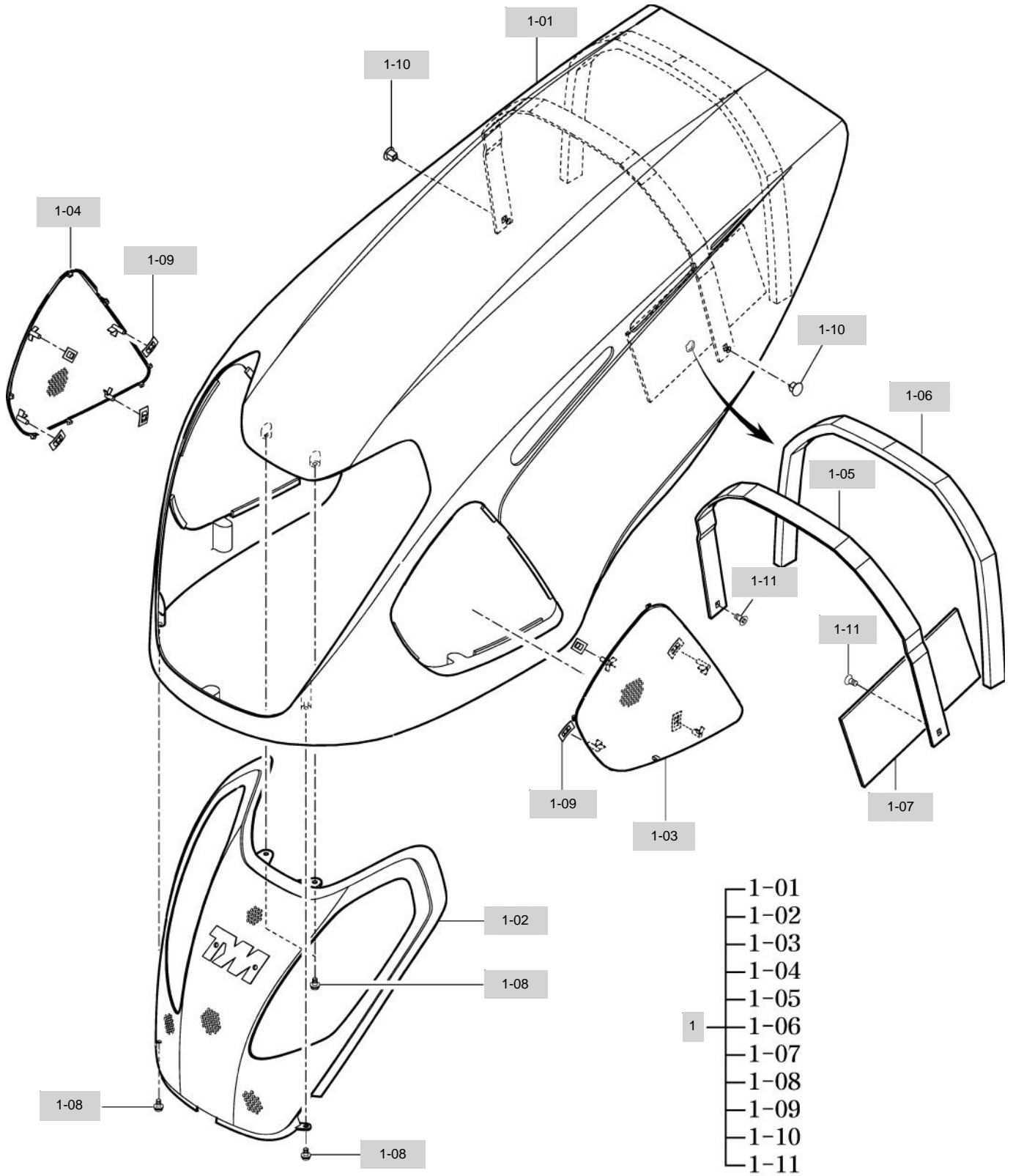
FIG 701B

BONNET (2)

년/월
Year/Month

2020.07

T273



NOTE

FIG 701B T273		BONNET (2)					년/월 Year/Month	
							2020.07	
KEY NO		PART NO	DESCRIPTION	SPEC	QTY	REPAIR	EFFECTIVE DATE	REMARKS
701B	1	13156012103	HOOD ASSY , ENGINE	1X1X1	1			
701B	1-01	13156012112SR	HOOD	1X1X1	1			
701B	1-02	13156012124	NET , FR	T=2.5	1			
701B	1-03	13156012133	NET , LH	T=2.5	1			
701B	1-04	13156012143	NET , RH	T=2.5	1			
701B	1-05	13156012151	PLATE , HOOD	1X1X1	1			
701B	1-06	13156030021	INSULATOR	1X1X1	0		20081024	
701B	1-07	16506010140	SPONGE	T=5.0	1		20050818	
701B	1-08	V1222806012	SCREW , C/R FLAT(SP)	M6X12	4			
701B	1-09	V3501600060	NUT , PUSH-ON SPRING	M6	8		20080305	
701B	1-10	13156012160	NUT , ROUND HEAD	1X1X1	2			
701B	1-11	V1122605010	SCREW , C/R FLAT	M5X10	2			
NOTE								

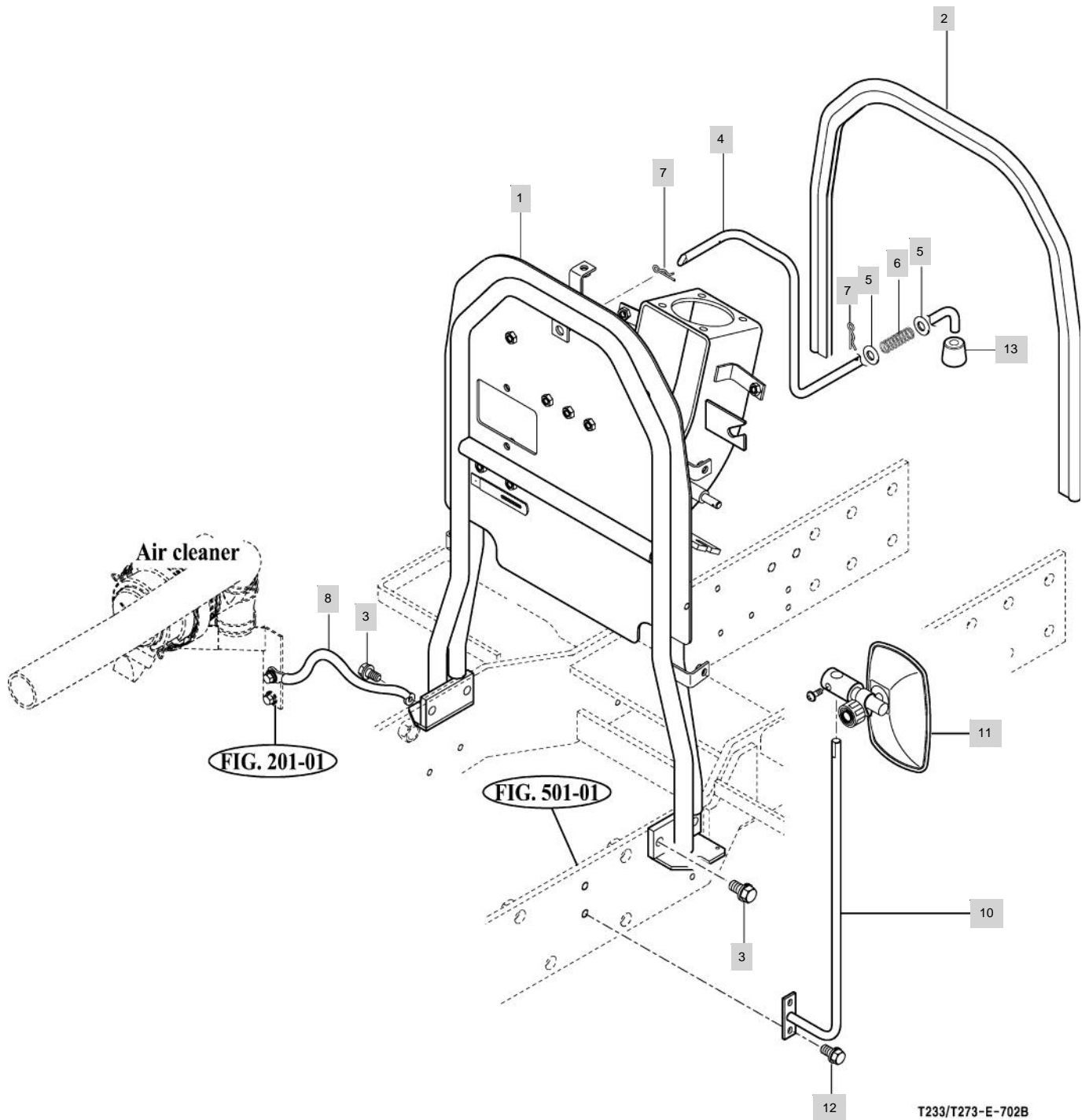
FIG 702

T273

DASH PANEL

년/월
Year/Month

2020.07



T233/T273-E-702B

NOTE

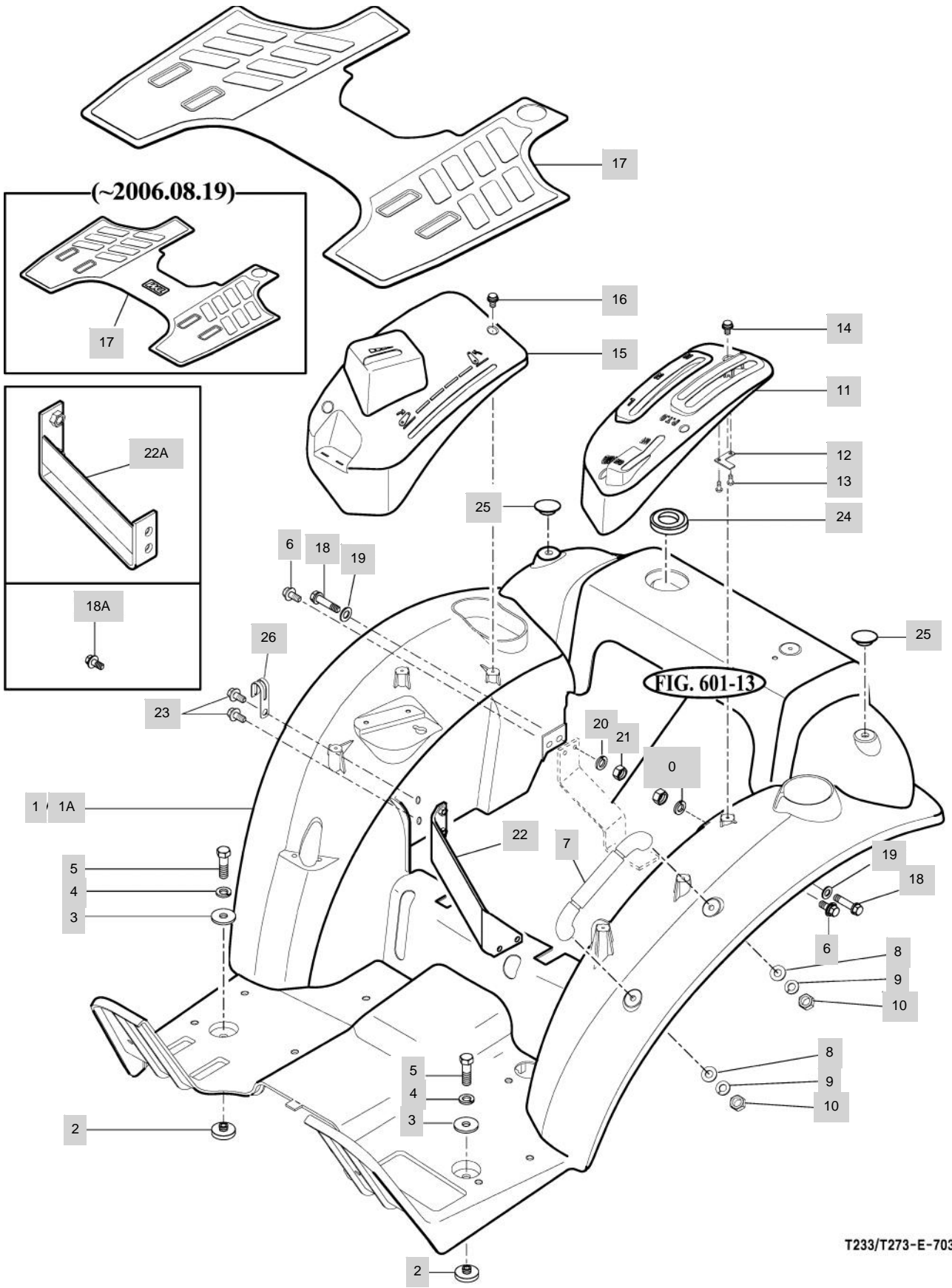
FIG 703

FLOOR

년/월
Year/Month

T273

2020.07



T233/T273-E-703A

NOTE

FIG 704

T273

SEAT

년/월
Year/Month

2020.07

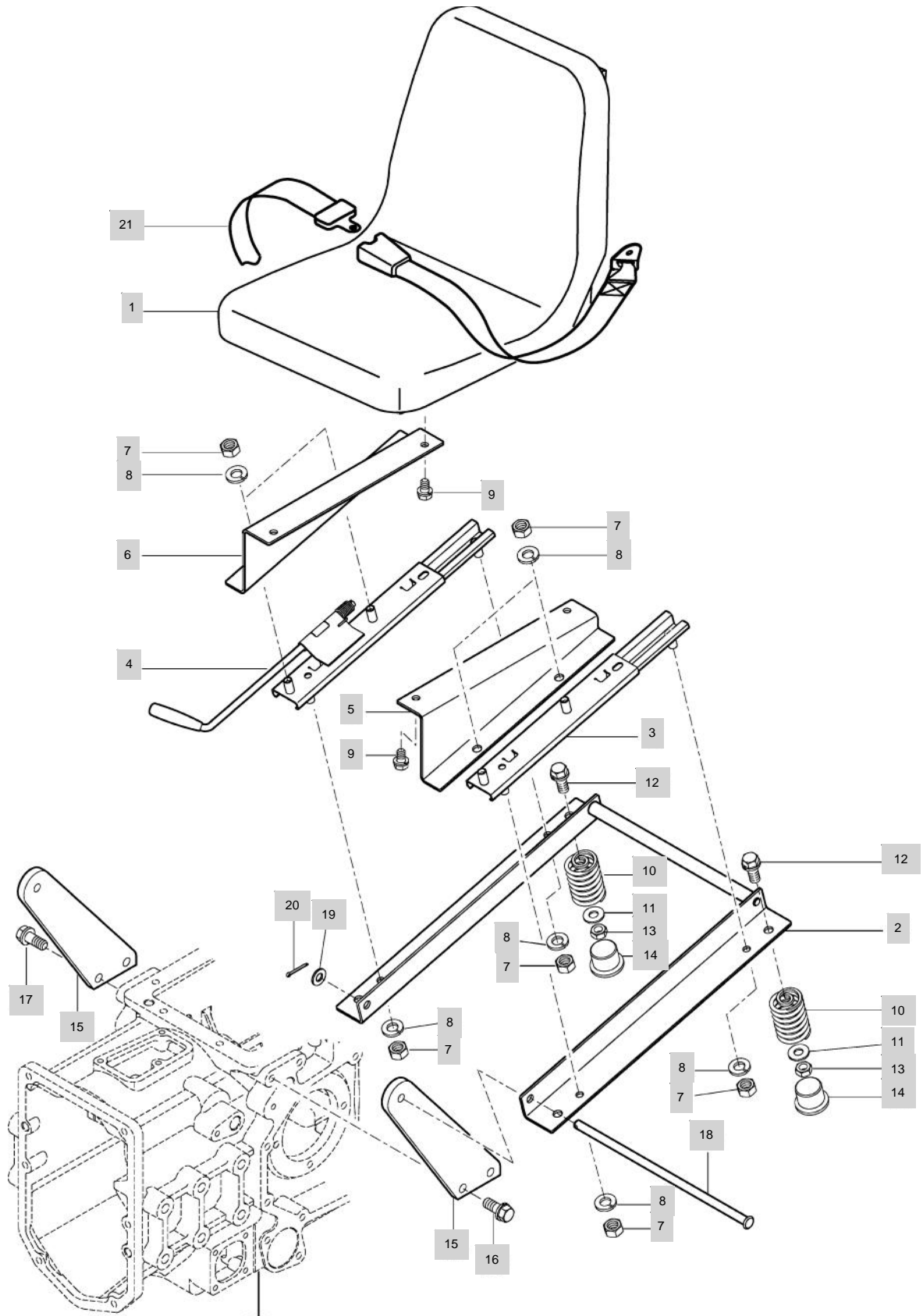


FIG. 410-01

T2334/T2734-E-704A

NOTE

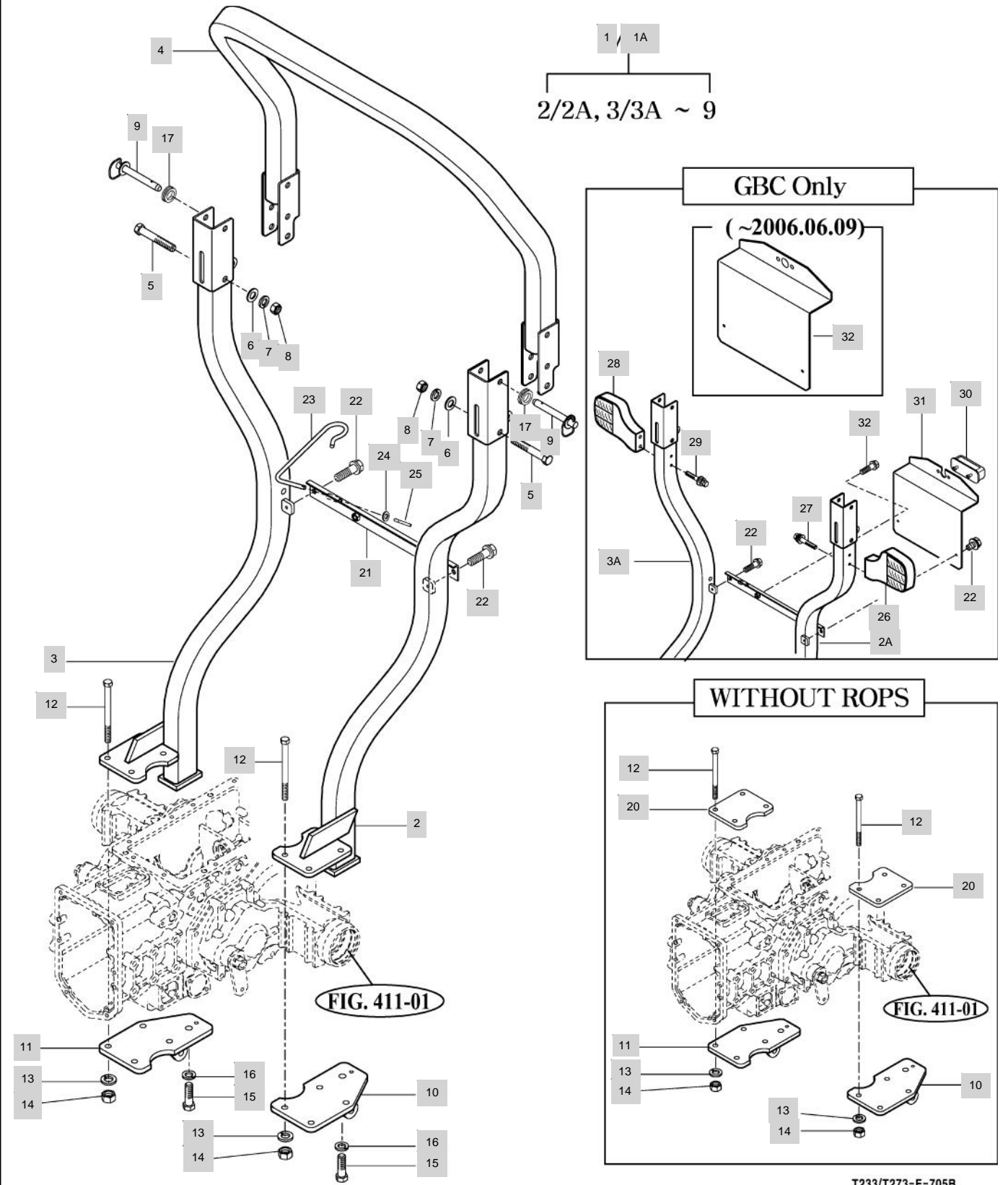
FIG 705

ROPS

년/월
Year/Month

T273

2020.07



T233/T273-E-705B

NOTE

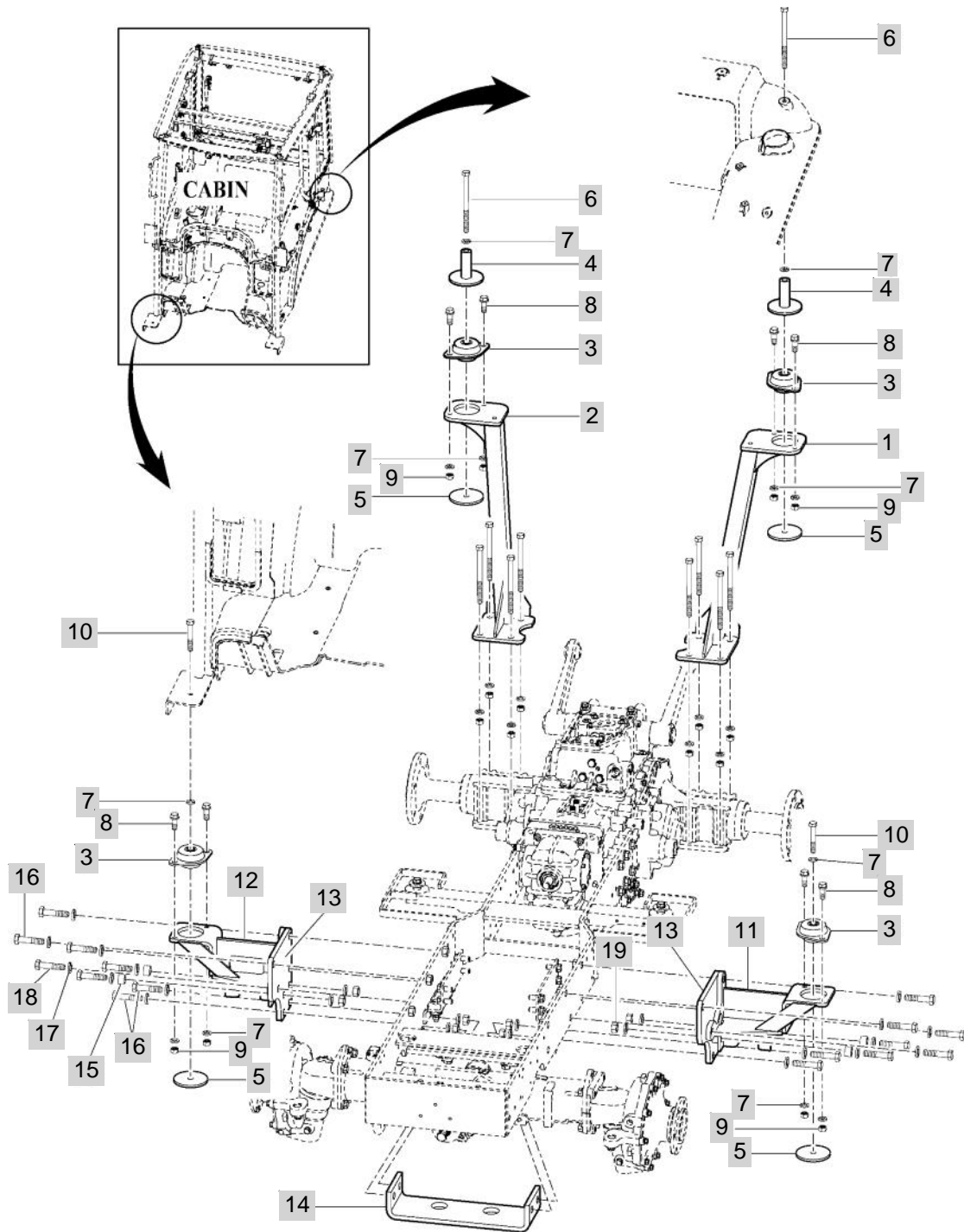
FIG 706

T273

FRONT & REAR MOUNTING

년/월
Year/Month

2020.07



NOTE

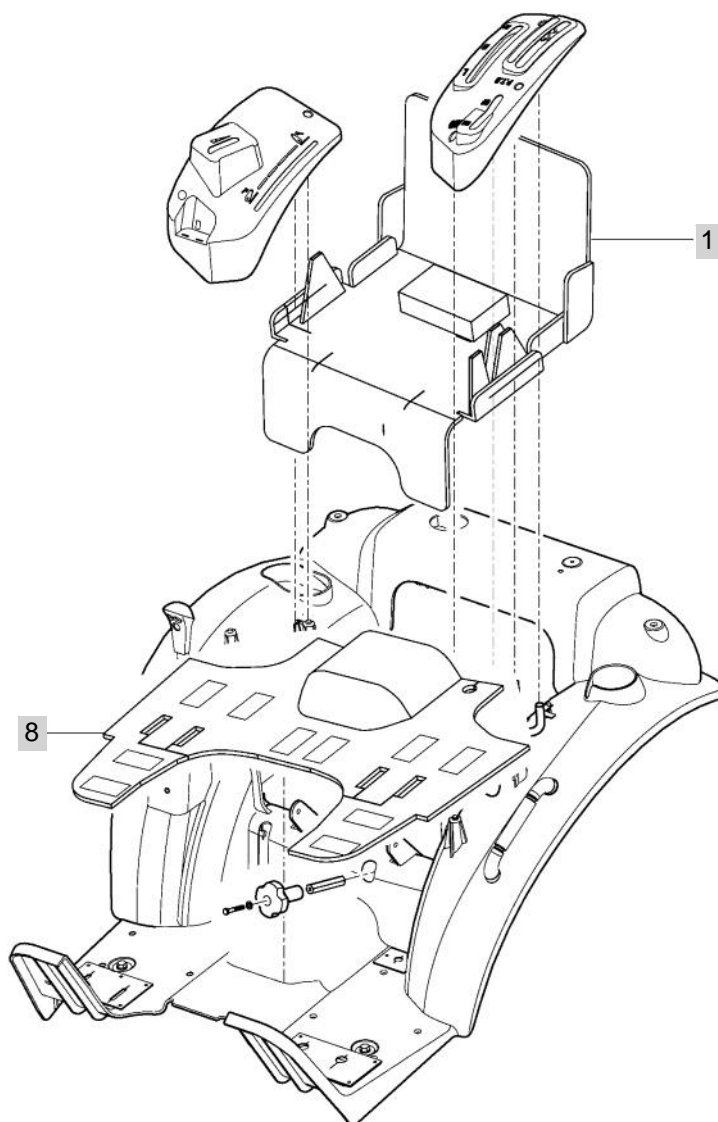
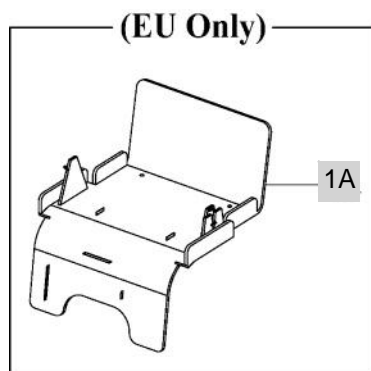
FIG 707A

SEAL FLOOR

년/월
Year/Month

2020.07

T273



NOTE

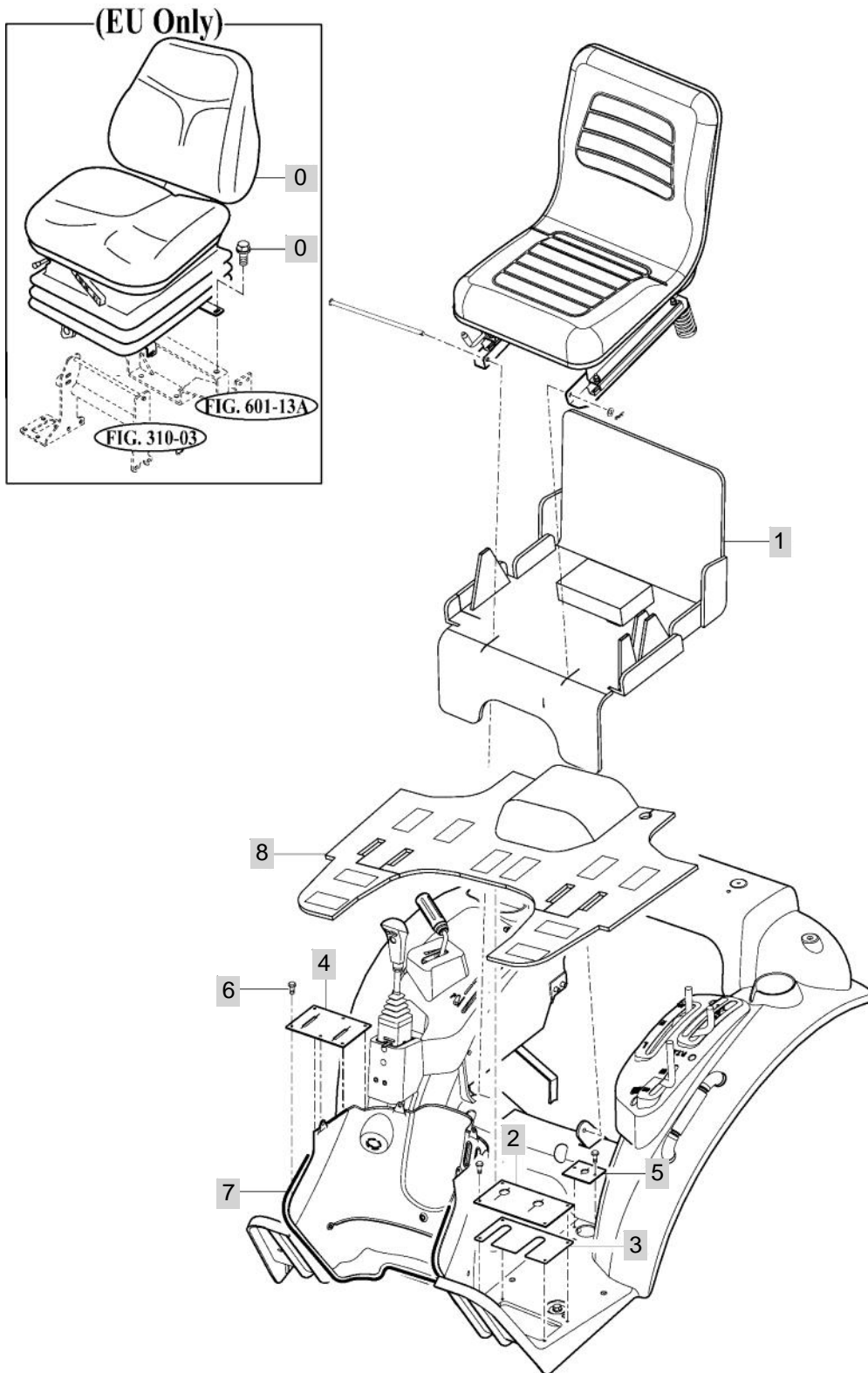
FIG 707B

SEAL FLOOR

년/월
Year/Month

2020.07

T273



NOTE

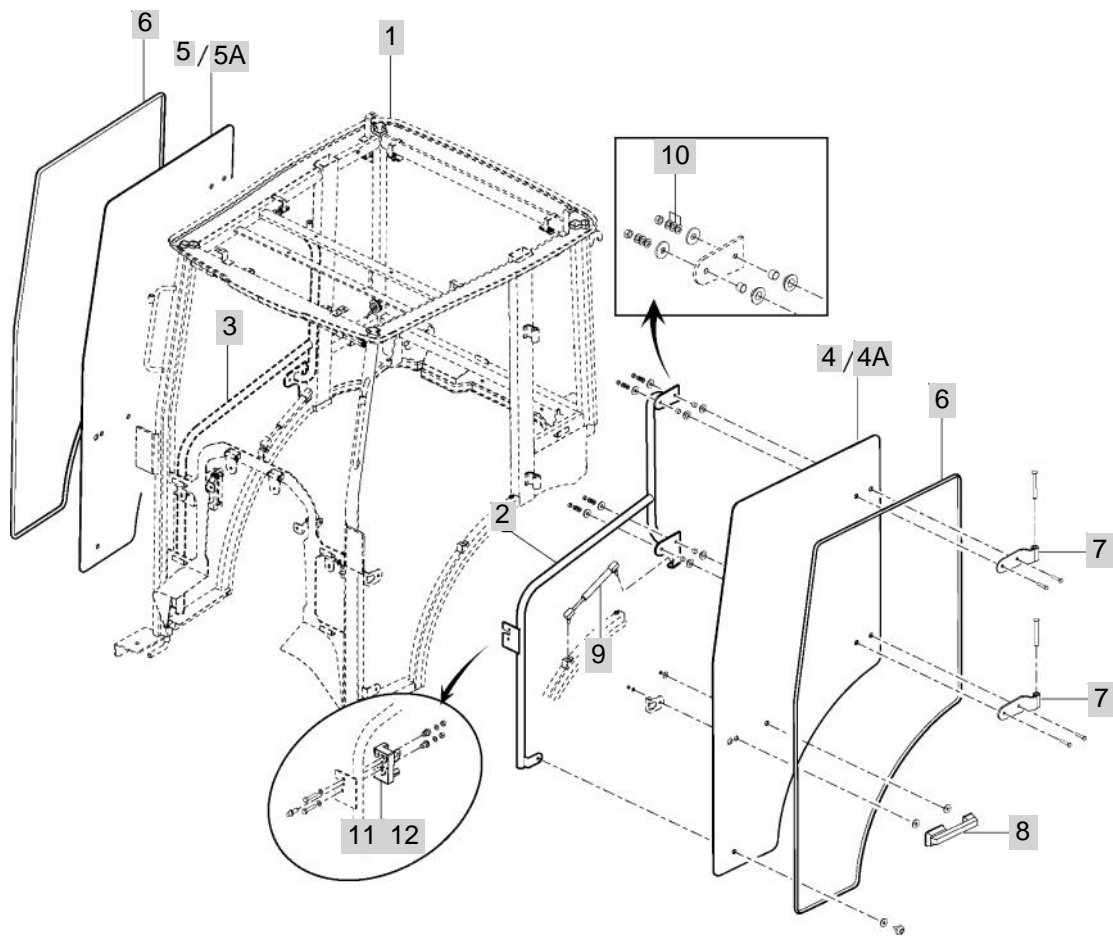
FIG 708

T273

CAB FRAME & DOOR

년/월
Year/Month

2020.07



NOTE

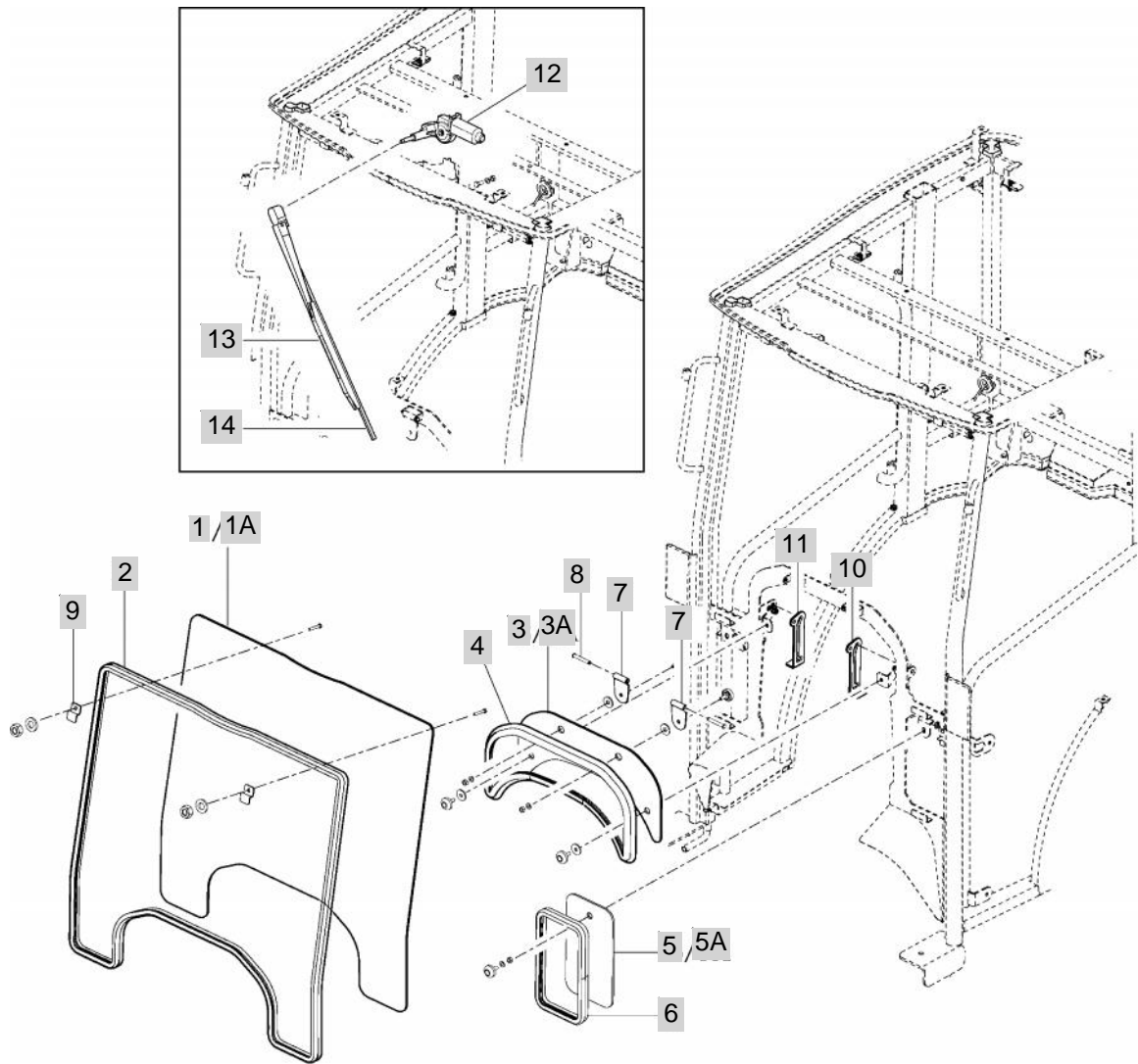
FIG 709

T273

FRONT GLASS

년/월
Year/Month

2020.07



NOTE

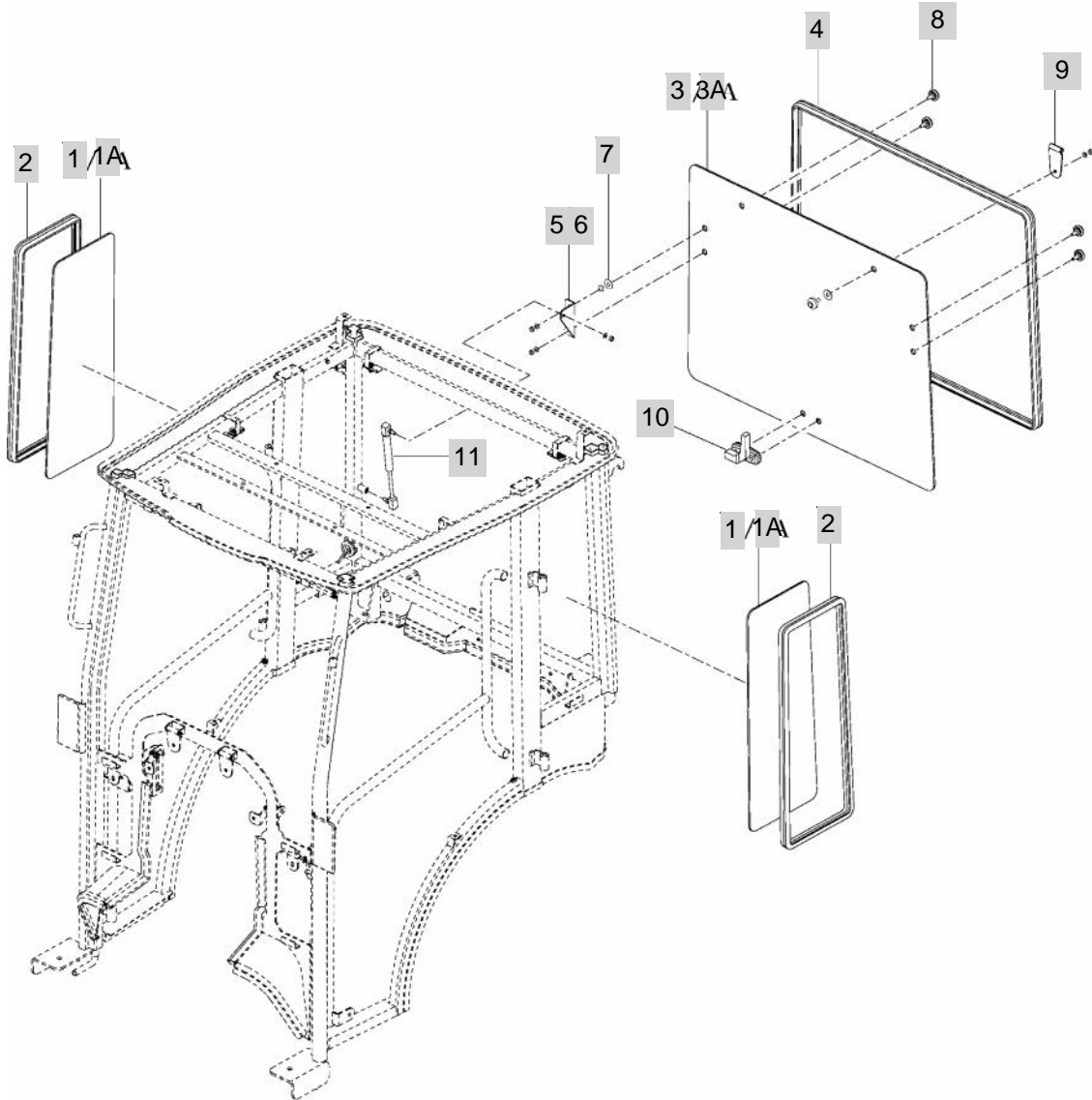
FIG 710

T273

SIDE & REAR GLASS

년/월
Year/Month

2020.07



NOTE

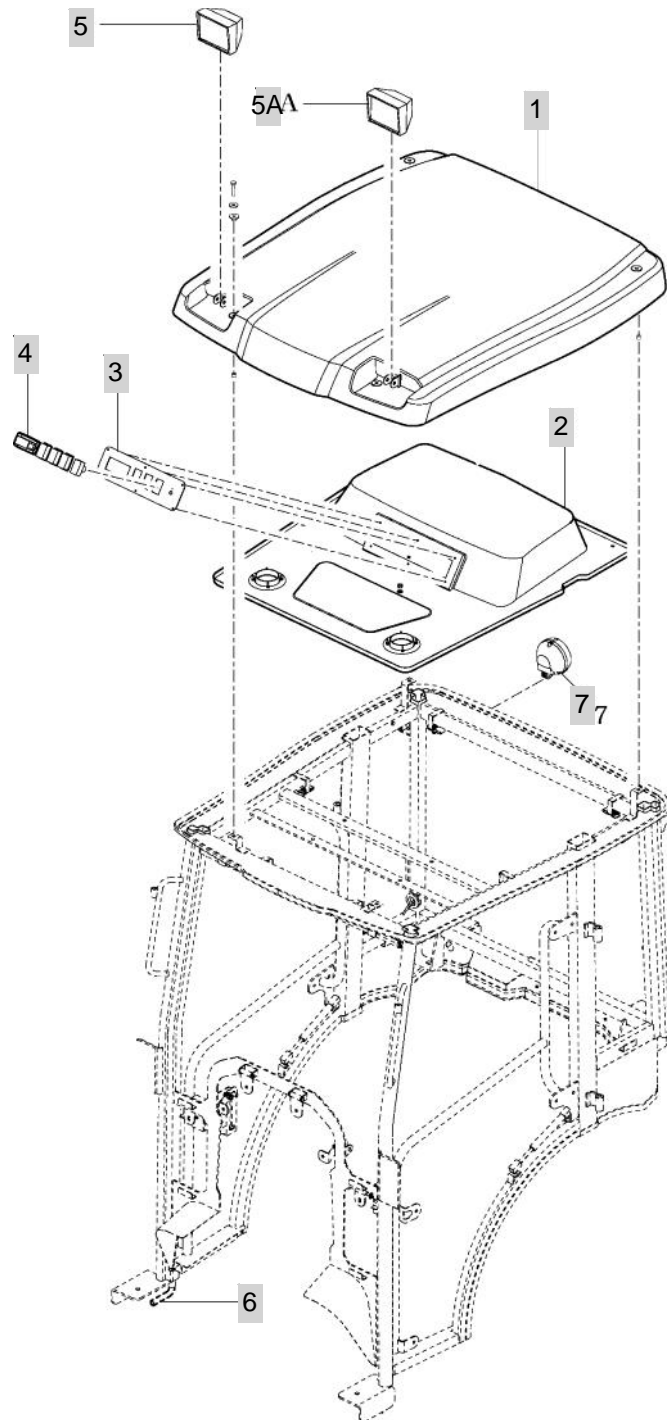
FIG 711

T273

ROOF

년/월
Year/Month

2020.07



NOTE

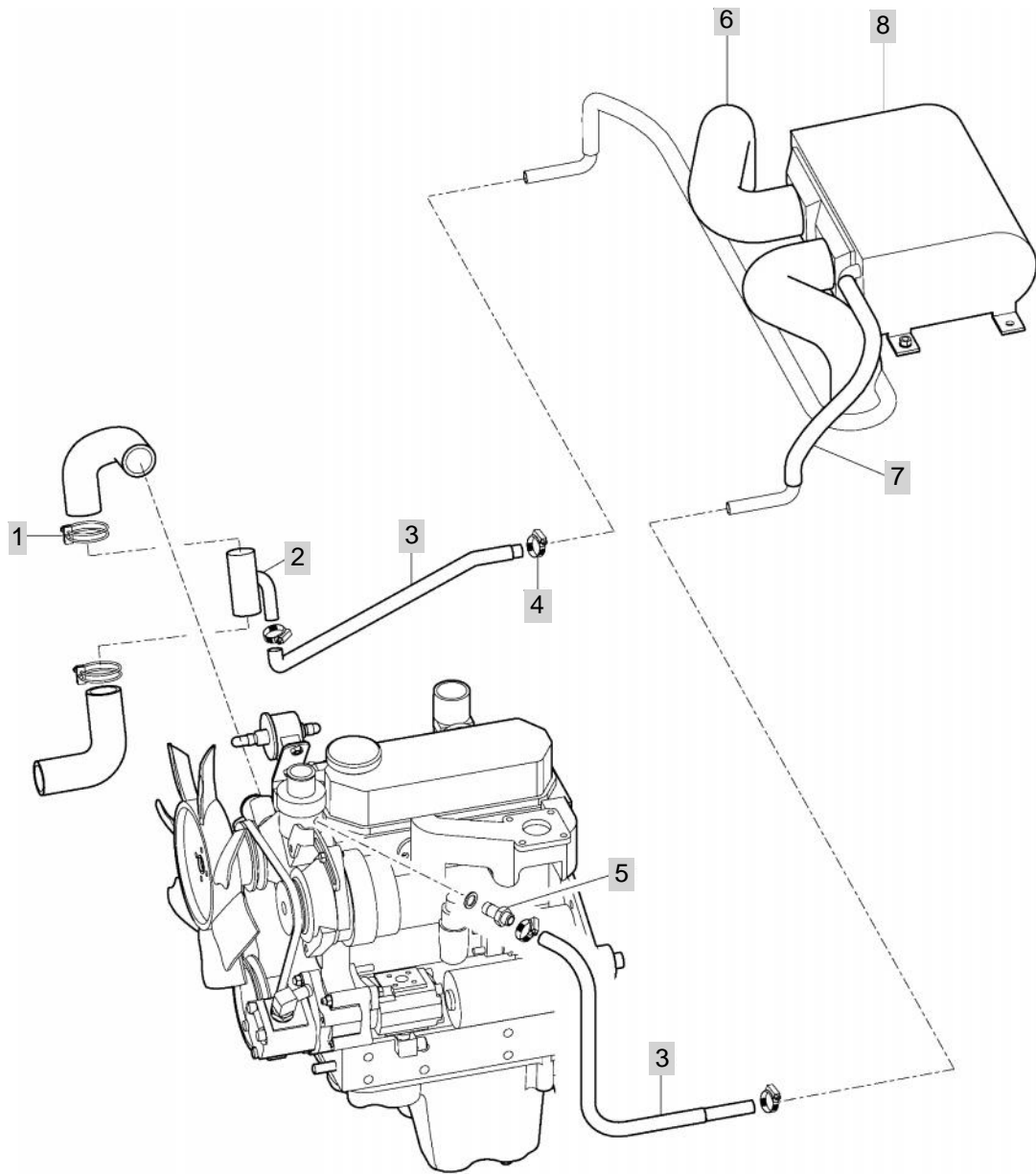
FIG 712

T273

HEATER

년/월
Year/Month

2020.07



NOTE

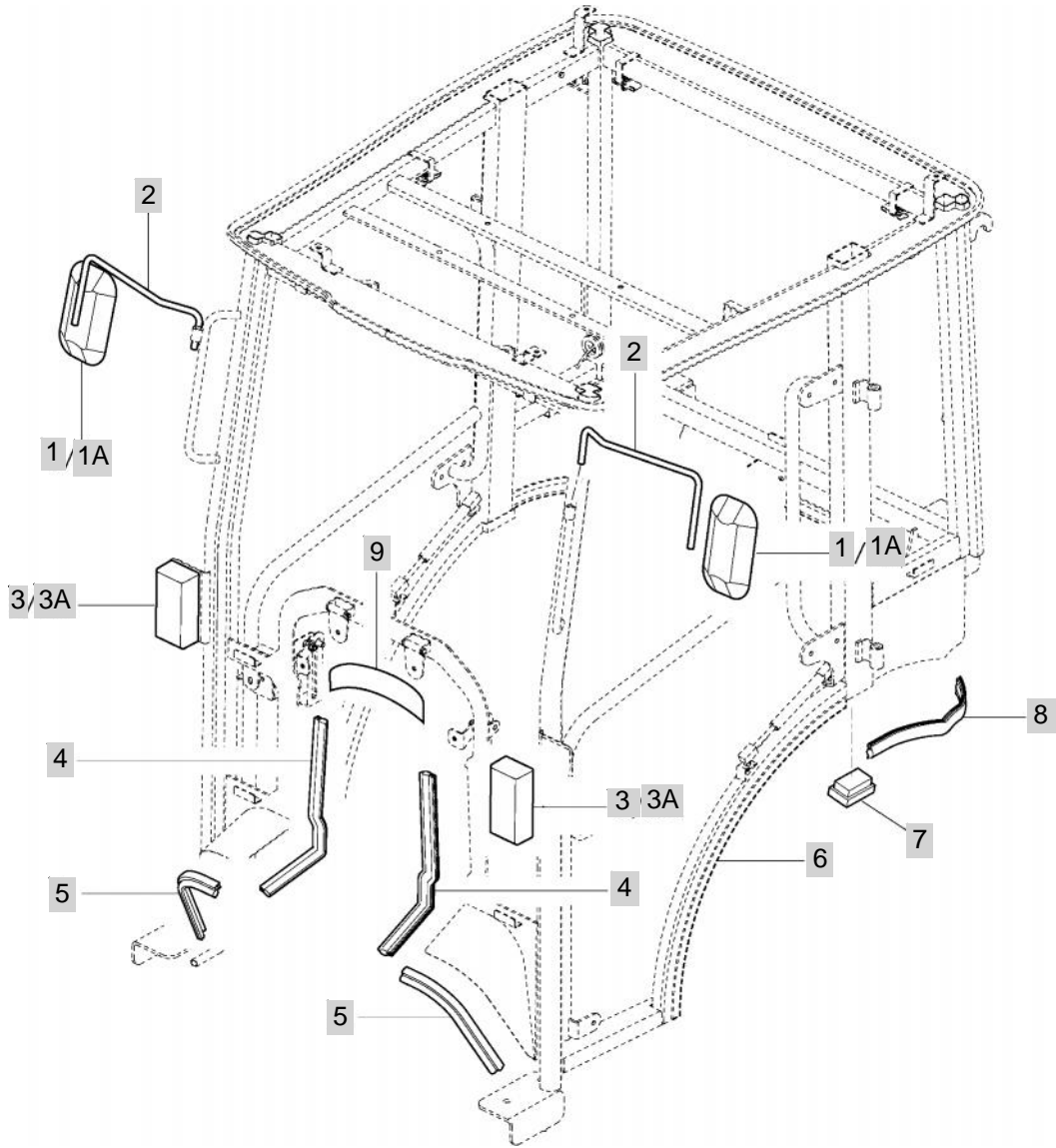
FIG 713

T273

INTERLOR PART

년/월
Year/Month

2020.07



NOTE

8. ELECTRICALS & HARNESS PART NO. T273-E-C8

FIG 801 BATTERY & MOUNTING	233
FIG 802 LIGHTS	235
FIG 803 INSTRUMENT PANEL	237
FIG 804 ELECTRIC SYSTEM	239
FIG 805 HARNESS	241
FIG 806 LAMP & COVER	243
FIG 807 HARNESS	245

FIG 801

BATTERY & MOUNTING

년/월
Year/Month

2020.07

T273

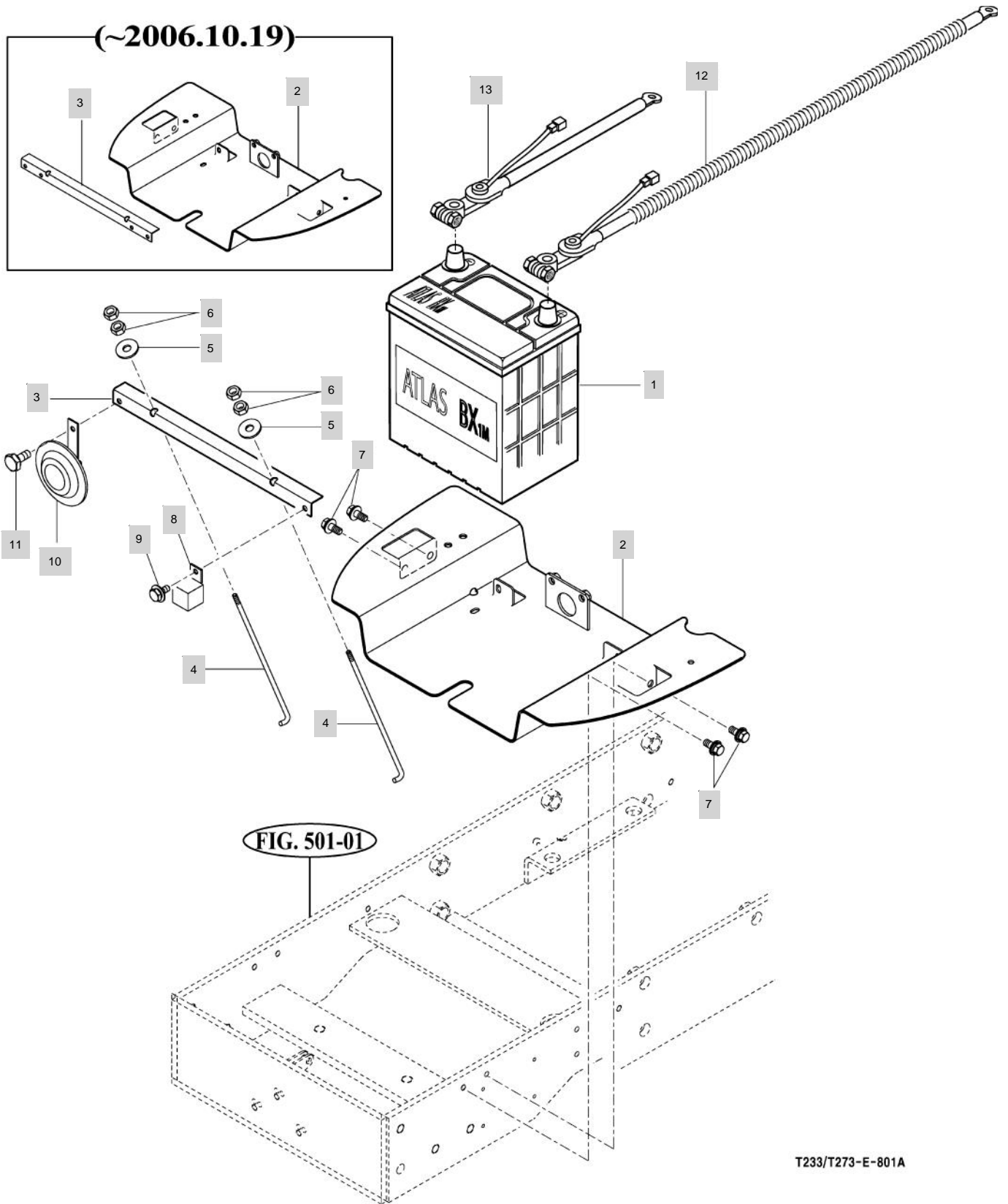


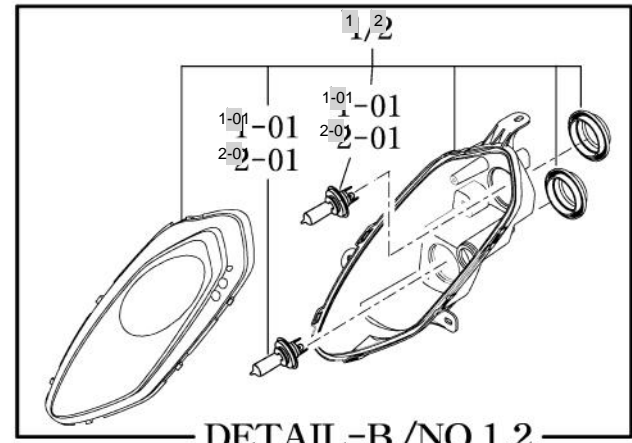
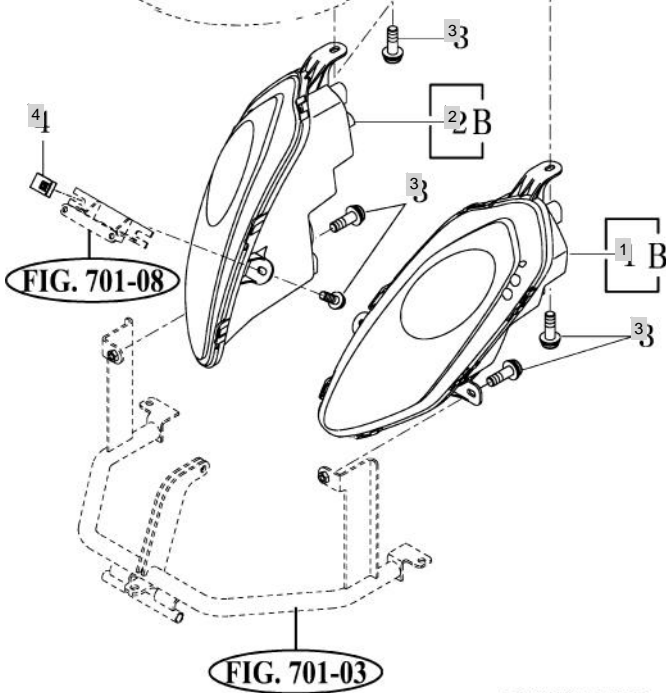
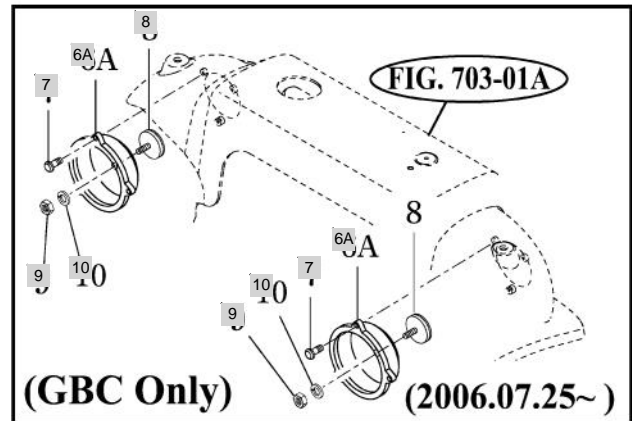
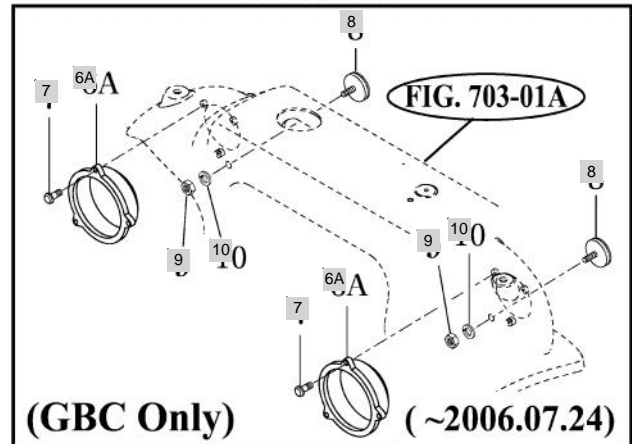
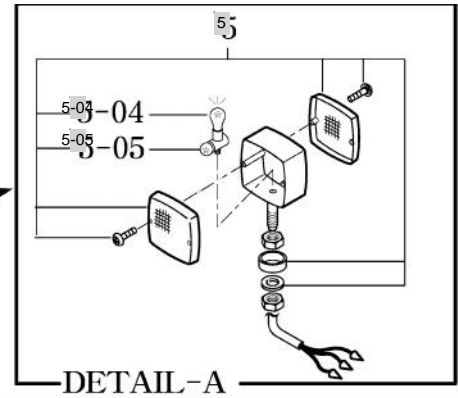
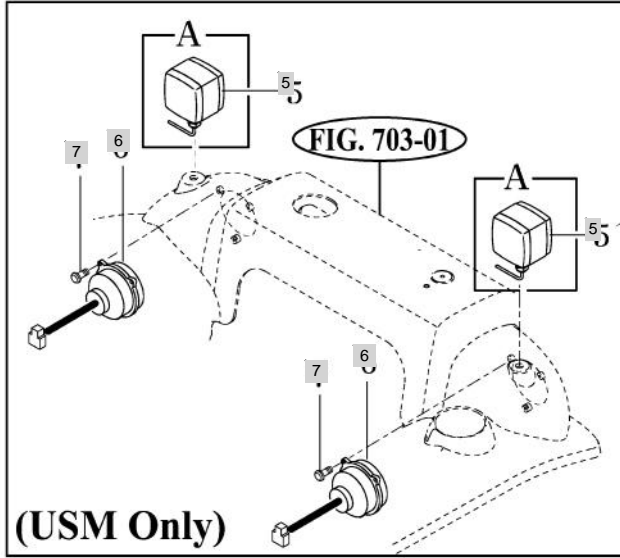
FIG 802

LIGHTS

년/월
Year/Month

2020.07

T273



T233/T273-E-802B

NOTE

FIG 803

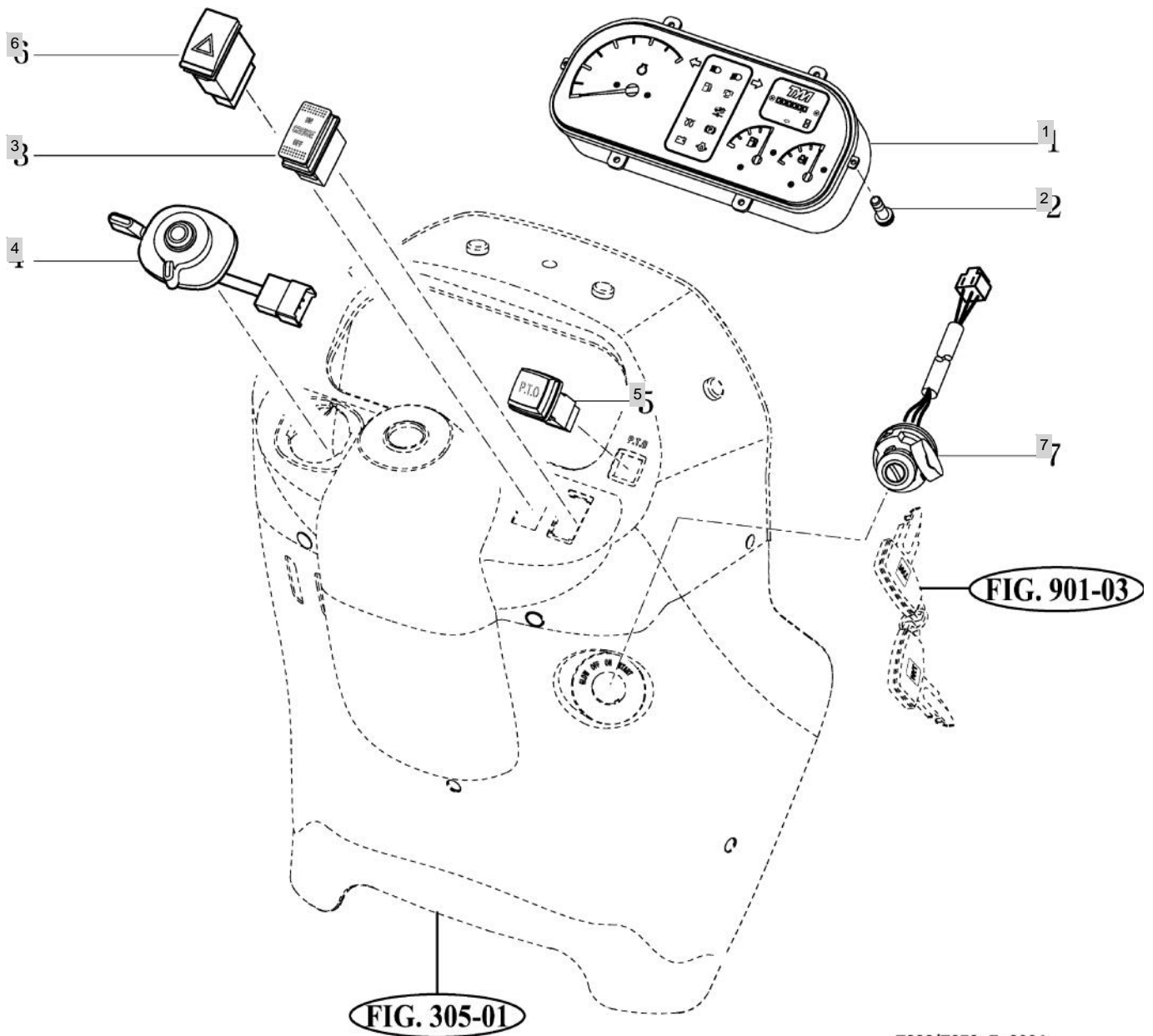
T273

INSTRUMENT PANEL

년/월
Year/Month

2020.07

Forward



T233/T273-E-803A

NOTE

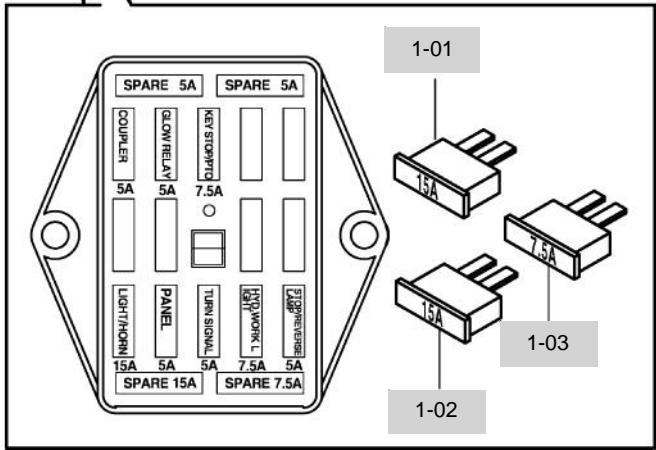
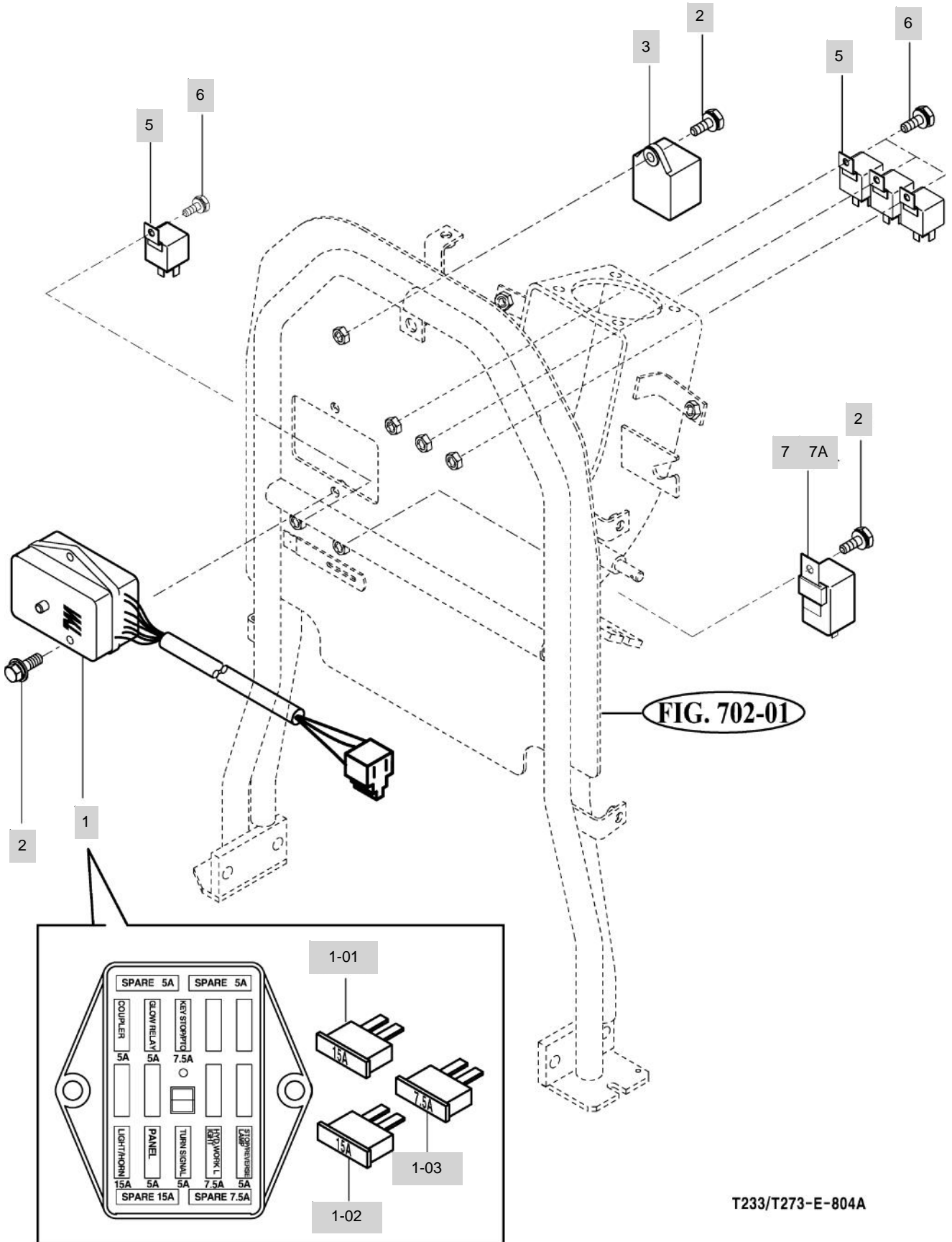
FIG 804

T273

ELECTRIC SYSTEM

년/월
Year/Month

2020.07



T233/T273-E-804A

NOTE

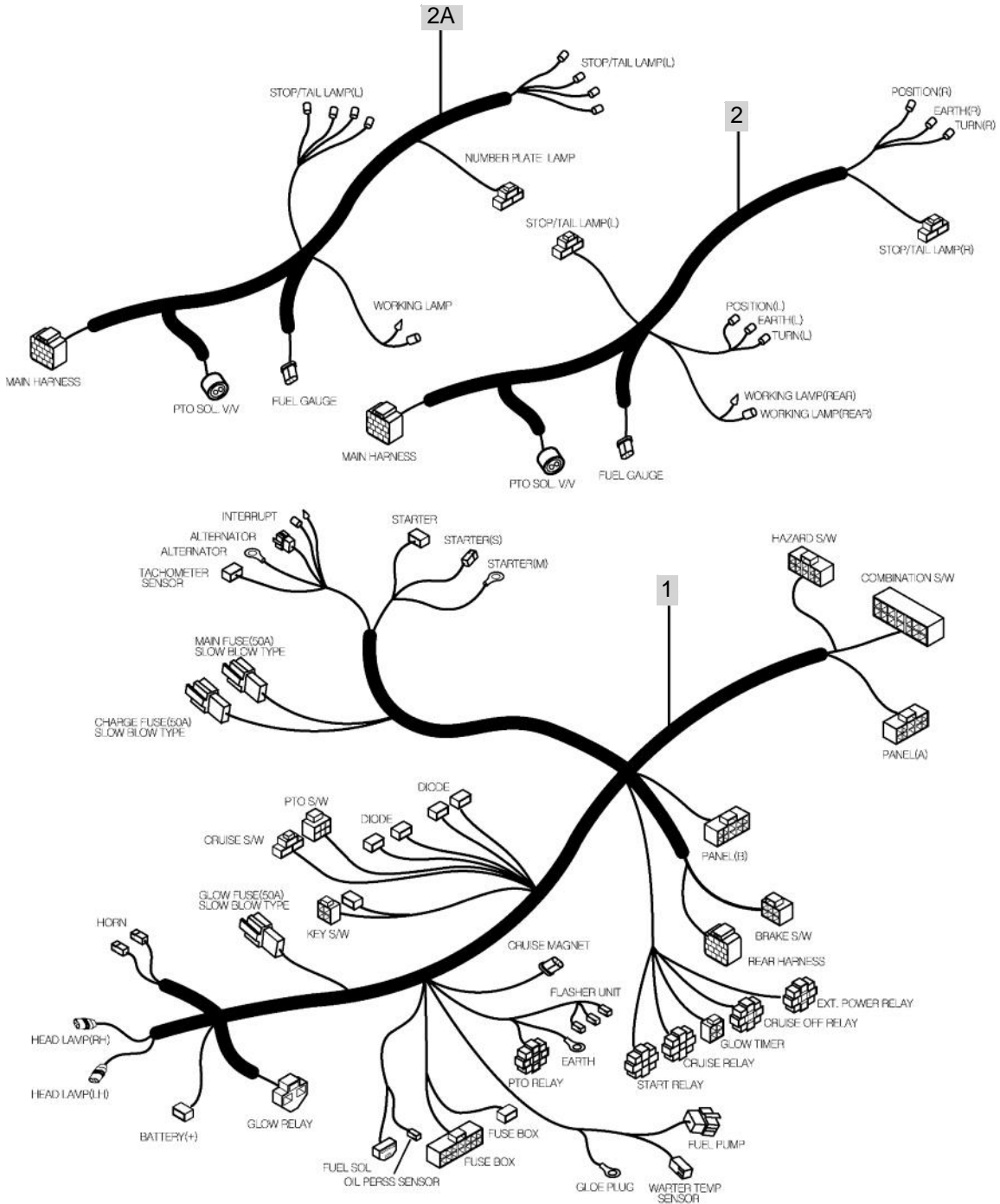
FIG 805

HARNESS

년/월
Year/Month

T273

2020.07



T233/T273-E-805A

NOTE

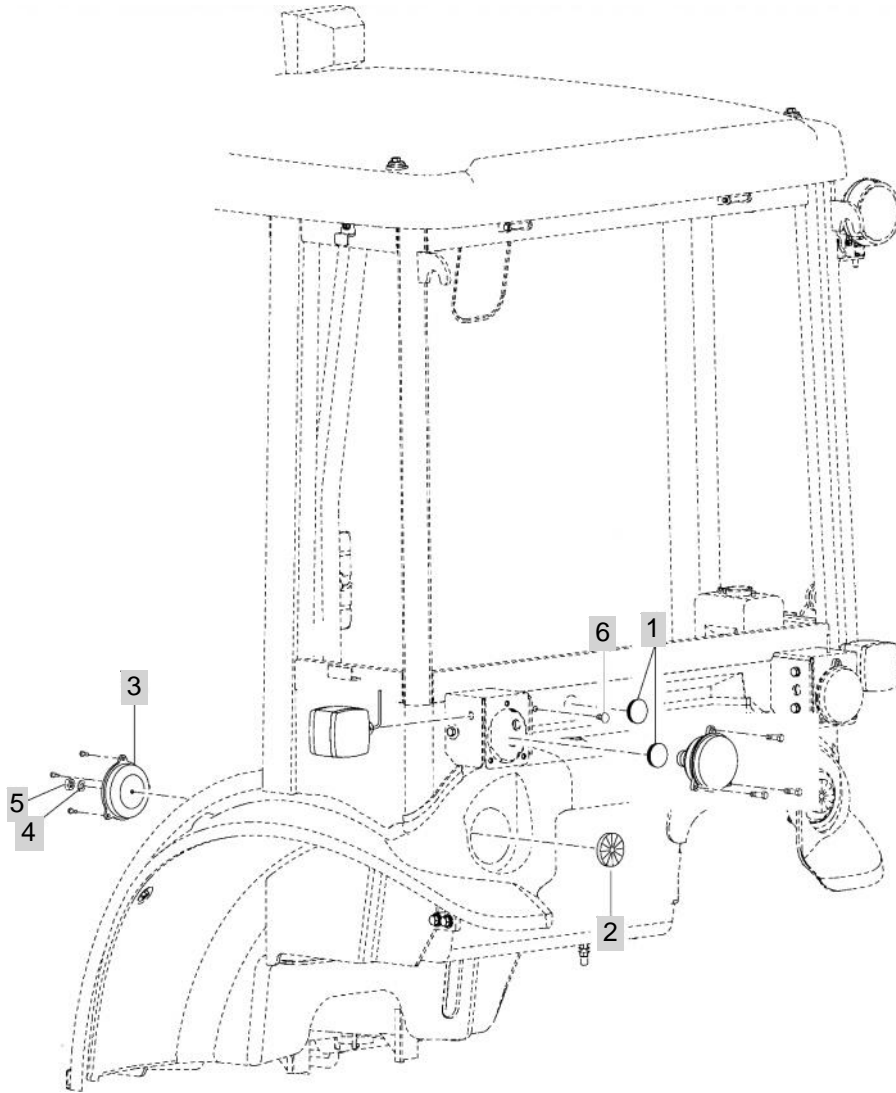
FIG 806

T273

LAMP & COVER

년/월
Year/Month

2020.07



NOTE

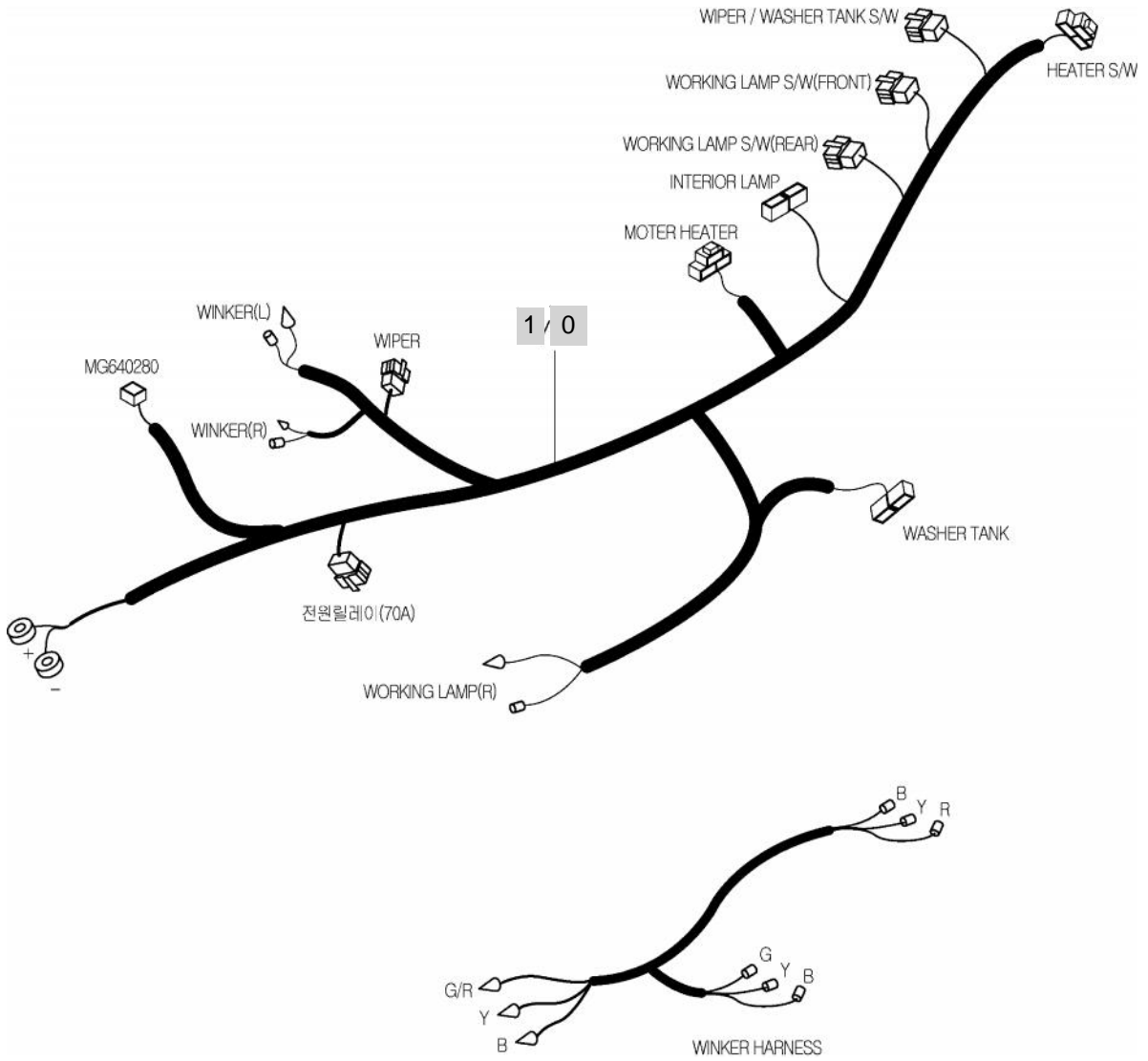
FIG 807

T273

HARNESS

년/월
Year/Month

2020.07



NOTE

9. WEIGHT,LABEL,TOOLS PART NO. T273-E-C9

FIG 901 TOOL & ACCESSORY	248
FIG 902 WEIGHT	250
FIG 903 LABEL	252

FIG 901

T273

TOOL & ACCESSORY

년/월
Year/Month

2020.07



1



2



3

T233/T273-E-901A

NOTE

FIG 902

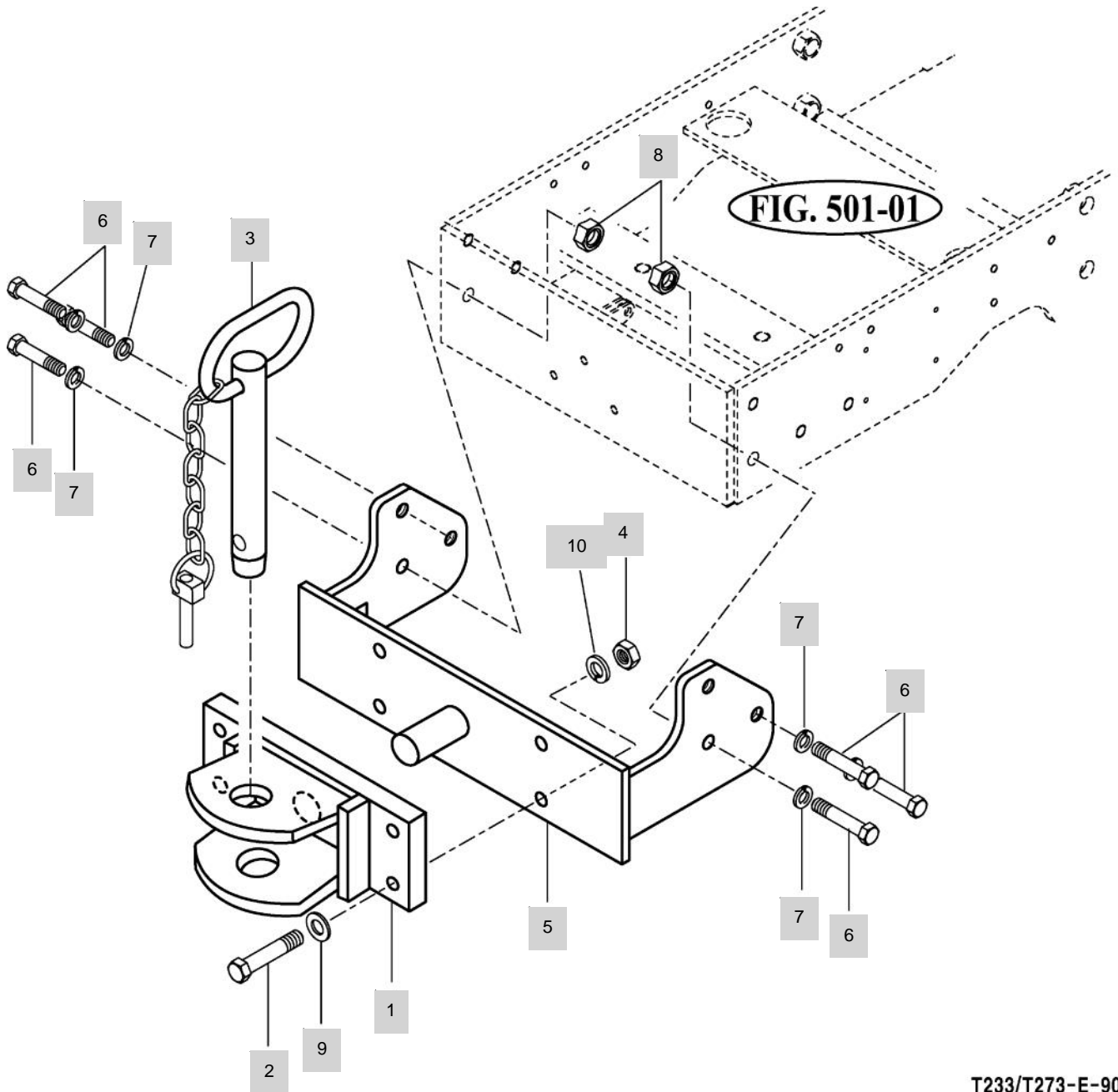
T273

WEIGHT

년/월
Year/Month

2020.07

FIG. 501-01



T233/T273-E-902A

NOTE

FIG 903

LABEL

년/월
Year/Month

T273

2020.07

WARNING

Always apply the park brake when parking. Failure to do so can cause accidents and damages.

1200-910-002-0

1

WARNING

Work in ventilated Area.

1200-910-003-0

2

WARNING

Always set the knob to lock when

- 1.Travelling on the road.
- 2.Replacing blades on an implement
- 3.Making adjustment to an implement

Sudden dropping of an implement can cause serious injury or death.

1200-910-004-0

3

WARNING

Do not refuel the tractor while smoking or near naked flame or sparks. always stop engine before refueling tractors.

1200-910-005-0

4

WARNING

Never use the diff-lock at high speed or on the road as this can cause rollover and injury.

1200-910-006-0

5

WARNING

Brake pedals must always be locked together when travelling on the highway. This will ensure uniform braking and provide maximum stopping ability sharp turns must only be made at slow speeds.

1200-910-007-0

6

CAUTION

Keep hands and clothing away from rotating fan and belts to prevent serious injury.

1200-910-012-0

7

DANGER

Rotating driveline contact can cause death. KEEP AWAY! Keep all drive line. Tractor and equipment shields in place during operation.

1200-910-013-0

8

WARNING

Attach implements and trailers to the tractor only using the prescribed draw-bar or hitch.

1200-910-014-0

9

WARNING

Do not remove radiator cap while engine is hot. Hot steam will injure you.

1200-910-015-0

10

DANGER

Do not ride except operator.

1200-910-016-0

11

WARNING

Always fasten Your seat belt.

1200-910-019-0

12

CAUTION

Do not touch while the system is hot. It cause serious burns

1200-910-024-0

14

Operator's manual

1200-910-023-0

13

1788-920-005-0

15

1788-910-017-0

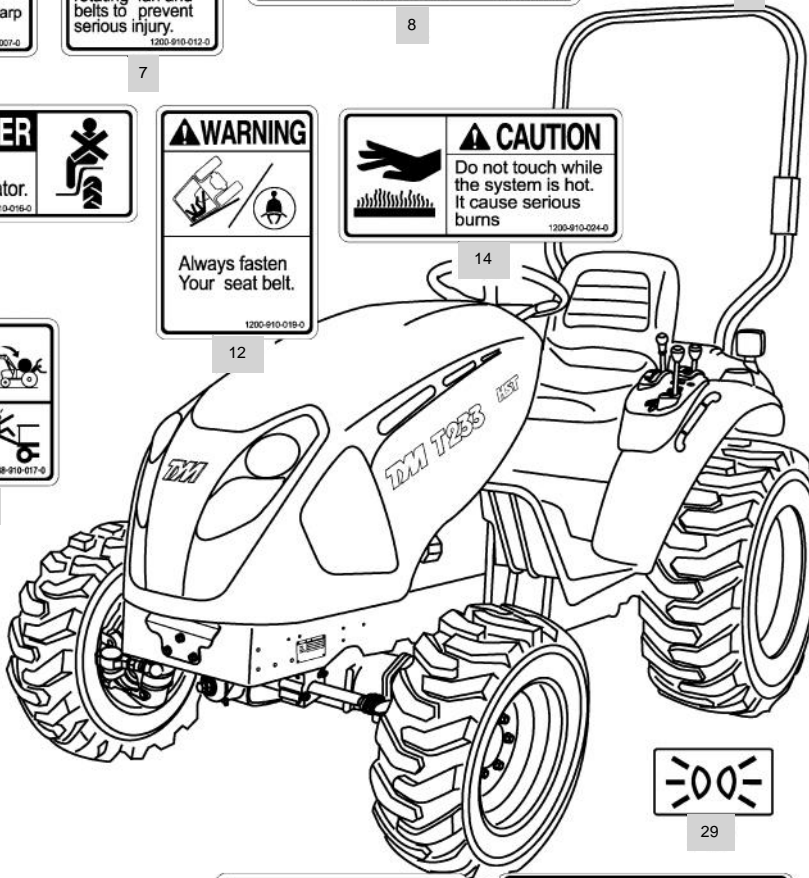
16

PARKING BRAKE

Press down the master brake pedal and lock the parking lever at the same time

1472-904-013-0

21



29

This ROPS frame was tested in accordance with OECD Standard (Code 7) (Equivalent to AS 1636.2) for use on Tong-Yang(TYM) tractor models T233 and T273 with a maximum weight(GVM) of 900kg. Manufactured by HAN-SUNG Co, KOREA Test station : NATIONAL INSTITUTE OF AGRICULTURAL ENGINEERING, KOREA

1815-910-005-0

23 / 23A

HST **TM T233**

17

TM T233 HST

18

P.T.O ON — OFF

22

R M+R M

30

This Tractor may tip over unexpectedly and quicker than an operator is able to jump free

- 1.Never operate a tractor without a proper Roll over Protection Structure.(ROPS)
- 2.Always wear your seat belt when operating this tractor equipped with roll over protection.
- 3.Never pull from above or from the rear axle.
- 4.Do not operate the tractor on steep slopes or near drop offs
- 5.Avoid sharp high speed turns

Serious injury or death may result from tractor upsets.

1220-904-901-0

24

Death or injury may result if this tractor over turns with the ROPS in the folded down position. Operate this tractor with the ROPS folded down only when necessary. Do not wear seat belt if operated with ROPS folded down

1220-904-502-0

25

26

27

TONGYANGMOOLSAN CO.,LTD.

TYPE T-CC1
EEC NO.

S e13 0041

TOWABLE MASS 3000KG
VERTICAL LOAD 300KG

28

T233-E-903

NOTE

