

T1054SC

Parts Catalog

# 목 차

---

---

## 1. ENGINE PART NO. T1054SC-C1

FIG 101 CYLINDER BLOCK ASSY	9
FIG 102 FLYWHEEL HOUSING	11
FIG 103 OIL SEAL HOLDER	13
FIG 104 RETURN HOSE	15
FIG 105 CRANKSHAFT ASSY	17
FIG 106 CONNECTING ROD ASSY	19
FIG 107 PISTON ASSY	21
FIG 108 CRANKSHAFT PULLEY	23
FIG 109 CYLINDER HEAD ASSY	25
FIG 110 CYLINDER HEAD COVER ASSY	27
FIG 111 EXHAUST VALVE INLET	29
FIG 112 ROCKER ARM SHAFT ASSY	31
FIG 113 PUSHROD	33
FIG 114 CAMSHAFT ASSY	35
FIG 115 IDLE GEAR ASSY	37
FIG 116 LUBRICATION PUMP	39
FIG 117 ENGINE OIL FILTER ASSY	41
FIG 118 OIL PAN	43
FIG 119 THERMOSTAT HOUSING ASSY	45
FIG 120 WATER PUMP ASSY	47
FIG 121 FAN MOUNTING BRACKET	49
FIG 122 EXHAUST MANIFOLD ASSY	51
FIG 123 INTAKE MANIFOLD	53
FIG 124 TURBO CHARGER ASSY	55
FIG 125 INTAKE STAKE	57
FIG 126 INJECTOR	59
FIG 127 COMMON RAIL	61
FIG 128 FUEL INJECTION PUMP ASSY	63
FIG 129 ECU	65
FIG 130 INJECTION PUMP DRIVE GEAR	67
FIG 131 FUEL TUBE ASSY	69

FIG 132 FUEL FILTER ASSY	71
FIG 133 CATALYTIC MUFFLER	73
FIG 134 EGR VALVE	75
FIG 135 ALTERNATOR BRACKET	77
FIG 136 LIFTING HOOK	79
FIG 137 ALTERNATOR	81
FIG 138 STARTER	83
FIG 139 AIR HEATER ASSY	85
FIG 140 SENSOR ASSY	87
FIG 141 ENGINE HARNESS ASSY	89
FIG 142 PTO ASSY	91
FIG 143 MOUNTING BRACKET	93

## 2. ENGINE ACCESSORIES & CONTROL PART NO. T1054SC-C2

FIG 201 AIR CLEANER	96
FIG 202 RADIATOR	98
FIG 203 EXHAUST PIPE	101
FIG 205 FUEL TANK & FUEL LINES	103
FIG 206 CABLE, THROTTLE & ACCELERATOR ASSY	105
FIG 207 INTERCOOLER	107

## 3. CLUTCH, BRAKE, STEERING PART NO. T1054SC-C3

FIG 301 DAMPER FLANGE ASSY	110
FIG 302 CASE SUB ASSY, BRAKE	112
FIG 303A BRAKE PIPES	114
FIG 303B BRAKE	116
FIG 304 FRONT WHEEL	118
FIG 305 REAR WHEEL	120
FIG 306 STEERING WHEEL ASSY	122
FIG 307 POWER STEERING VALVE	124
FIG 308 POWER STEERING CYLINDER	126
FIG 309 SUB CLUTCH PEDAL	128
FIG 310 HAND BRAKE SUB	130
FIG 311 DIFF-LOCK PEDAL	132

## 4. TRANSMISSION & REAR AXLE PART NO. T1054SC-C4

FIG 401 CASE SUB, RR TRANSMISSION	135
-----------------------------------	-----

FIG 402A METAL SUB ASSY, PINION	137
FIG 402B DIFF ASSY, RR	139
FIG 403 SUB CHANGE GEARS	141
FIG 404 SUB CHANGE LEVER	143
FIG 405 4WD DRIVE GEARS	145
FIG 406 HOUSING, RR AXLE	147
FIG 407 540,1000 PTO CASE	149
FIG 408A SHAFT, PTO	151
FIG 408B PTO CLUTCH ASSY	153
FIG 409 METAL SUB ASSY	155
FIG 410 CASE, MID TRANSMISSION	157
FIG 411 MAIN CHANGE GEARS	159
FIG 412 MAIN CHANGE LEVER	161
FIG 413 PARKING BRAKE	163
FIG 414 POWER SHUTTLE GEAR	165
FIG 415 POWER SHUTTLE COUNT GEAR	167
FIG 416 CASE, FR TRANSMISSION	169

## 5. FRONT AXLE,SUPPORTER & DRIVE SHAFT PART NO. T1054SC-C5

FIG 501 FRONT AXLE SUPPORTER	172
FIG 502 FRONT DRIVE SHAFT	175
FIG 503 FRONT AXLE HOUSING	177
FIG 504 FRONT DIFFERENTIAL GEARS	179
FIG 505 FRONT GEAR CASE (1)	181
FIG 506 FRONT GEAR CASE (2)	183
FIG 507 FRONT GEAR CASE (3)	185
FIG 508 MUD GUARD ASSY	187

## 6. HYDRAULICS & 3P-LINK PART NO. T1054SC-C6

FIG 601A VALVE SUB, SHIFT	190
FIG 601B VALVE SUB, MAIN	192
FIG 602 DRAWBAR ASSY	194
FIG 603A FILTER SUB, SUCTION	196
FIG 603B GEAR PUMP ASSY	198
FIG 604 CASE, CYLINDER	200
FIG 605 ARM SUB, LIFT MAIN CONTROL VALVE SUB	202

FIG 606 POSITION & DRAFT LINK	204
FIG 607A AUX VALVE & FILTER SUB	206
FIG 607B LEVER SUB, AUX	208
FIG 607C POSITION & DRAFT LEVER	210
FIG 608A HITCH & 3-POINT LINK	212
FIG 608B HITCH & 3-POINT LINK	214
FIG 608C LOWER LINK & LIFT ROD	216
FIG 609 HYDRAULIC PIPE & HOSES	218
FIG 610 JOYSTICK	220

## 7. SHEET METAL & CABIN PART NO. T1054SC-C7

FIG 701 FRONT FRAME SUB	223
FIG 702 FRAME, HOOD	225
FIG 703 HOOD	227
FIG 704 STEP & BOOTS	229
FIG 705 FRONT & REAR MOUNTING	231
FIG 706 SEAT & MAT	233
FIG 708 DOOR-LH	235
FIG 709 DOOR-RH	237
FIG 710 FRAME COMP & FRONT GLASS	239
FIG 711 SIDE GLASS	241
FIG 712 REAR GLASS	243
FIG 713 SUB FENDER & COVER	245
FIG 714 REARVIEW MIRRORS	247
FIG 715 HEATER & AIR-CON (1)	249
FIG 716 HEATER & AIR-CON (2)	251
FIG 717 ROOF	253
FIG 718 CABIN INTERIOR	255
FIG 719 DASHCOVER	257
FIG 720 TANK ASSY, WASH	259
FIG 721 ROOM MIRROR ASSY	261
FIG 722 COVER-FENDER&JOYSTICK LEVER	263

## 8. ELECTRICALS & HARNESS PART NO. T1054SC-C8

FIG 801 BATTERY & MOUNTING	266
FIG 802 ELECTRIC SYSTEM (1)	268

FIG 803 ELECTRIC SYSTEM (2)	270
FIG 804 ELECTRIC SYSTEM (3)	272
FIG 805 ELECTRIC SYSTEM (4)	274
FIG 806 ELECTRIC SYSTEM (5)	276
FIG 807 ELECTRIC SYSTEM (5)	278

## 9. LABEL& TOOLS PART NO. T1054SC-C9

FIG 901 TOOL & ACCESSORY	281
FIG 902 WEIGHT	283
FIG 903A LABEL	285
FIG 903B LABEL	287

## 1. ENGINE PART NO. T1054SC-C1

FIG 101 CYLINDER BLOCK ASSY	9
FIG 102 FLYWHEEL HOUSING	11
FIG 103 OIL SEAL HOLDER	13
FIG 104 RETURN HOSE	15
FIG 105 CRANKSHAFT ASSY	17
FIG 106 CONNECTING ROD ASSY	19
FIG 107 PISTON ASSY	21
FIG 108 CRANKSHAFT PULLEY	23
FIG 109 CYLINDER HEAD ASSY	25
FIG 110 CYLINDER HEAD COVER ASSY	27
FIG 111 EXHAUST VALVE INLET	29
FIG 112 ROCKER ARM SHAFT ASSY	31
FIG 113 PUSHROD	33
FIG 114 CAMSHAFT ASSY	35
FIG 115 IDLE GEAR ASSY	37
FIG 116 LUBRICATION PUMP	39
FIG 117 ENGINE OIL FILTER ASSY	41
FIG 118 OIL PAN	43
FIG 119 THERMOSTAT HOUSING ASSY	45
FIG 120 WATER PUMP ASSY	47
FIG 121 FAN MOUNTING BRACKET	49
FIG 122 EXHAUST MANIFOLD ASSY	51
FIG 123 INTAKE MANIFOLD	53
FIG 124 TURBO CHARGER ASSY	55
FIG 125 INTAKE STAKE	57
FIG 126 INJECTOR	59
FIG 127 COMMON RAIL	61
FIG 128 FUEL INJECTION PUMP ASSY	63
FIG 129 ECU	65
FIG 130 INJECTION PUMP DRIVE GEAR	67
FIG 131 FUEL TUBE ASSY	69
FIG 132 FUEL FILTER ASSY	71
FIG 133 CATALYTIC MUFFLER	73
FIG 134 EGR VALVE	75
FIG 135 ALTERNATOR BRACKET	77
FIG 136 LIFTING HOOK	79
FIG 137 ALTERNATOR	81
FIG 138 STARTER	83

FIG 139 AIR HEATER ASSY	85
FIG 140 SENSOR ASSY	87
FIG 141 ENGINE HARNESS ASSY	89
FIG 142 PTO ASSY	91
FIG 143 MOUNTING BRACKET	93



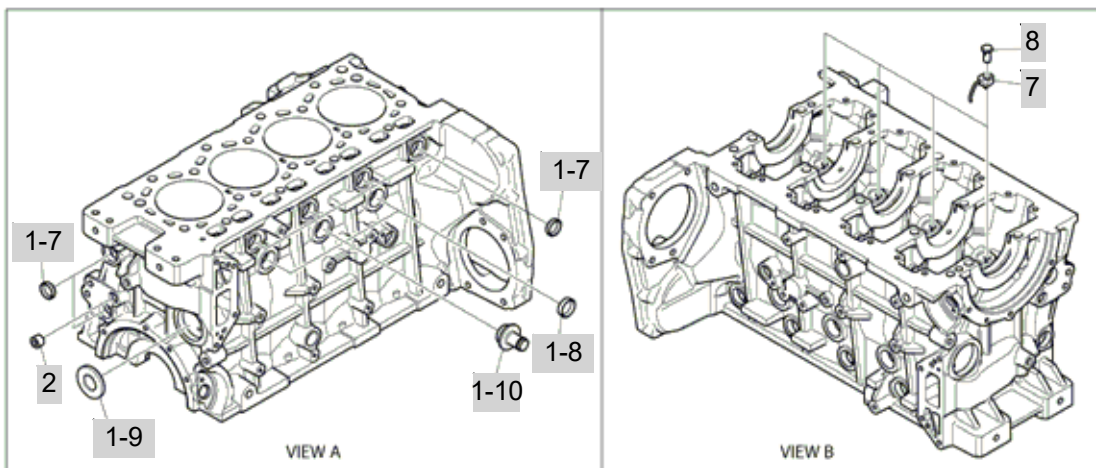
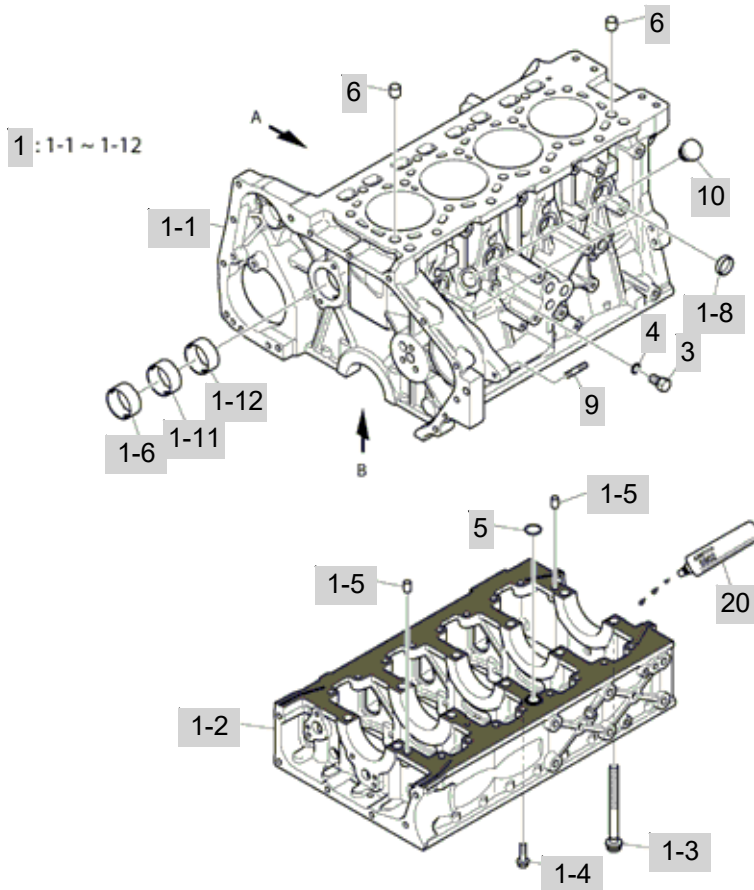
FIG 101

T1054SC

CYLINDER BLOCK ASSY

년/월  
Year/Month

2020.11



NOTE



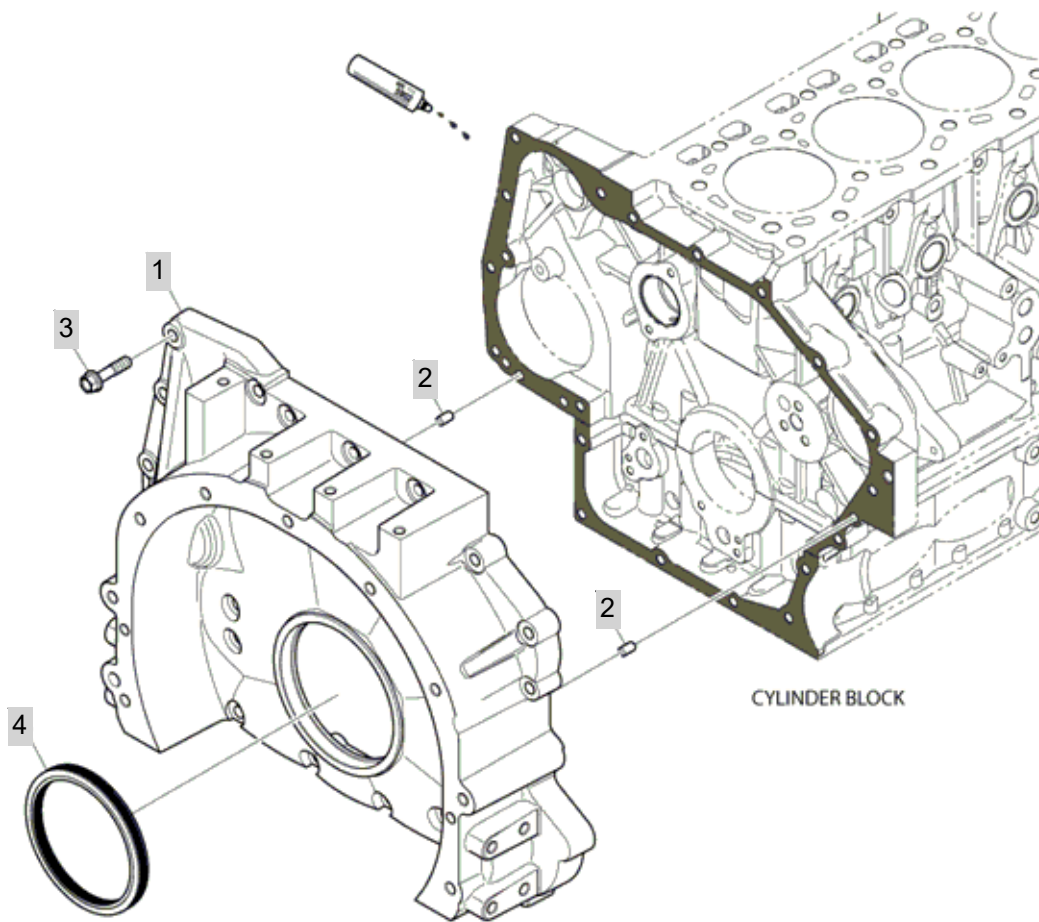
FIG 102

T1054SC

FLYWHEEL HOUSING

년/월  
Year/Month

2020.11



NOTE



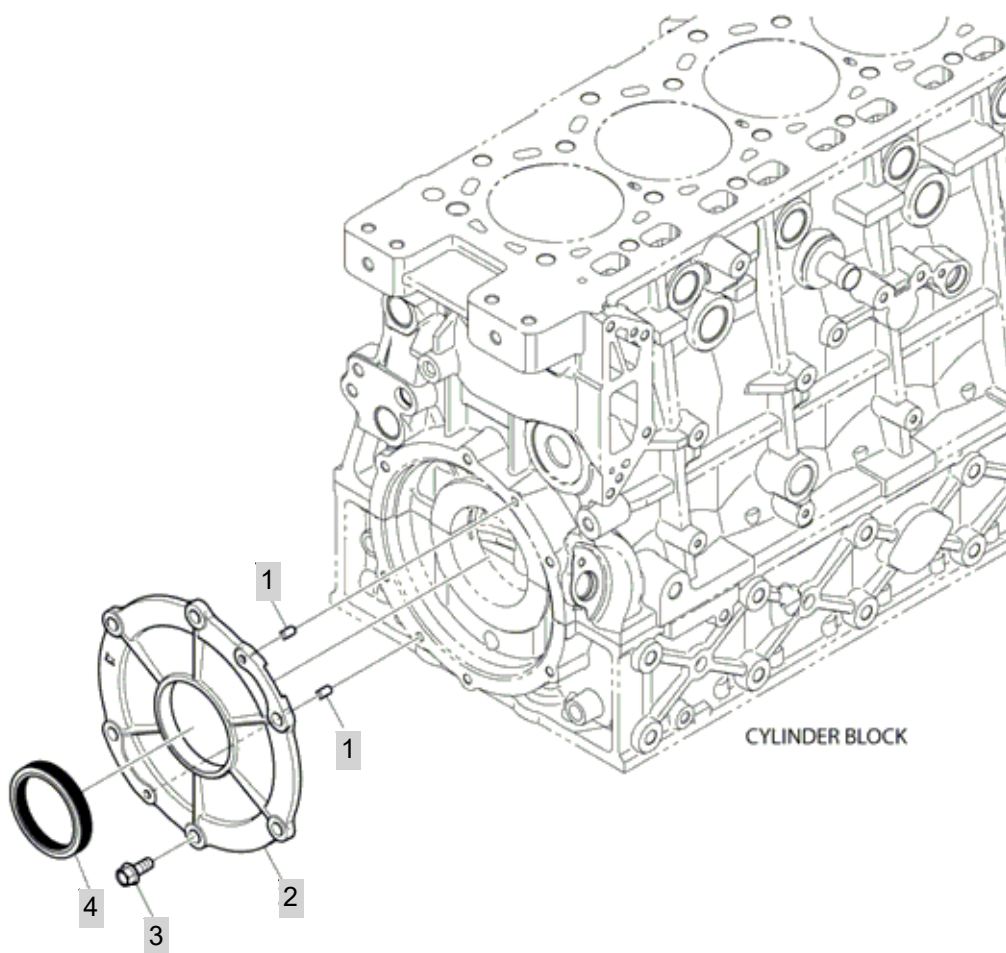
FIG 103

T1054SC

# OIL SEAL HOLDER

년/월  
Year/Month

2020.11



NOTE



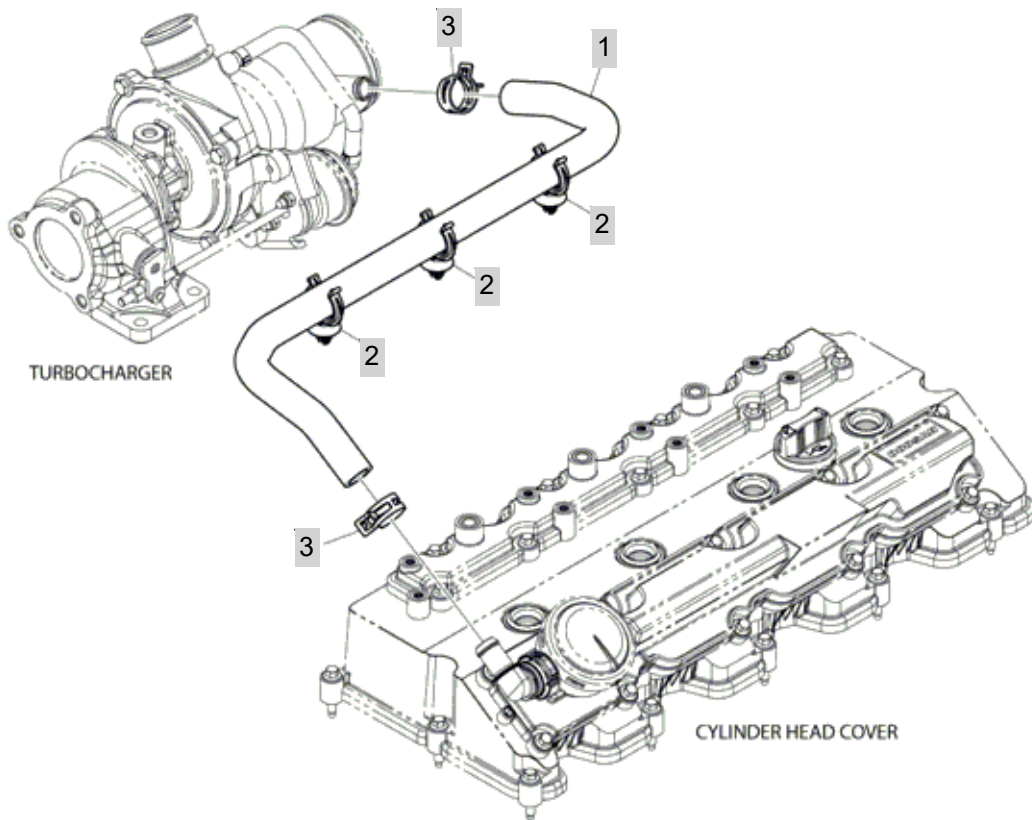
FIG 104

T1054SC

RETURN HOSE

년/월  
Year/Month

2020.11



NOTE





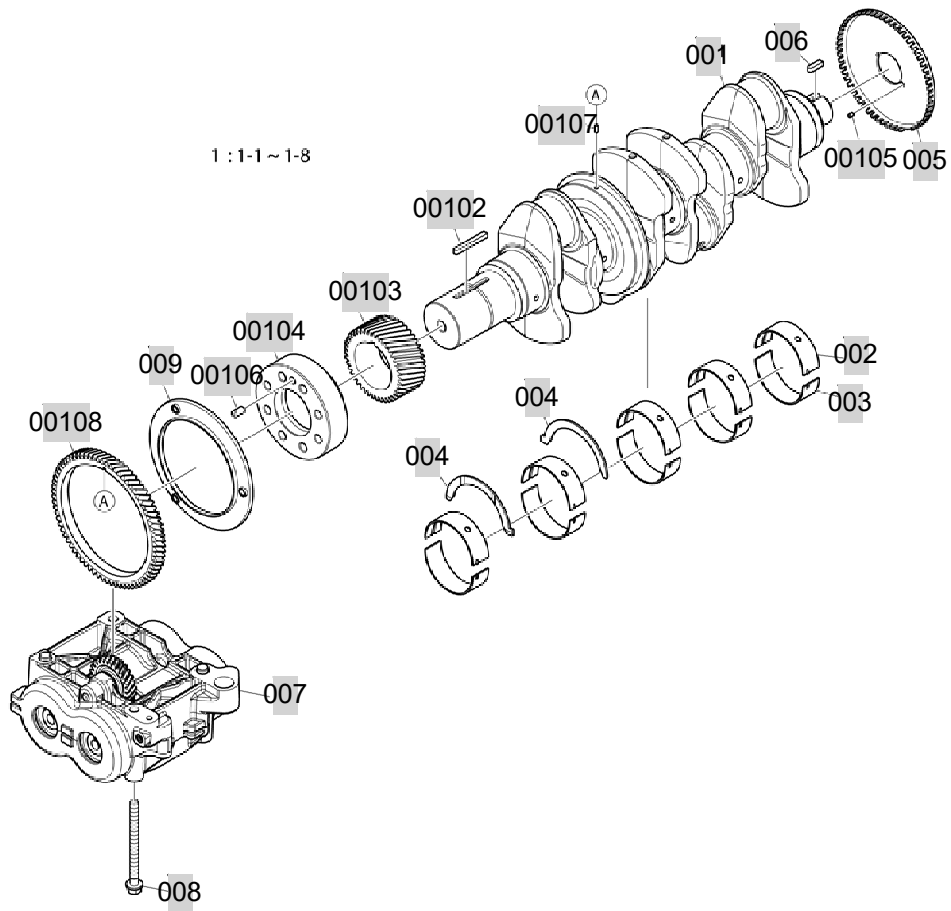
FIG 105

T1054SC

CRANKSHAFT ASSY

년/월  
Year/Month

2020.11



NOTE



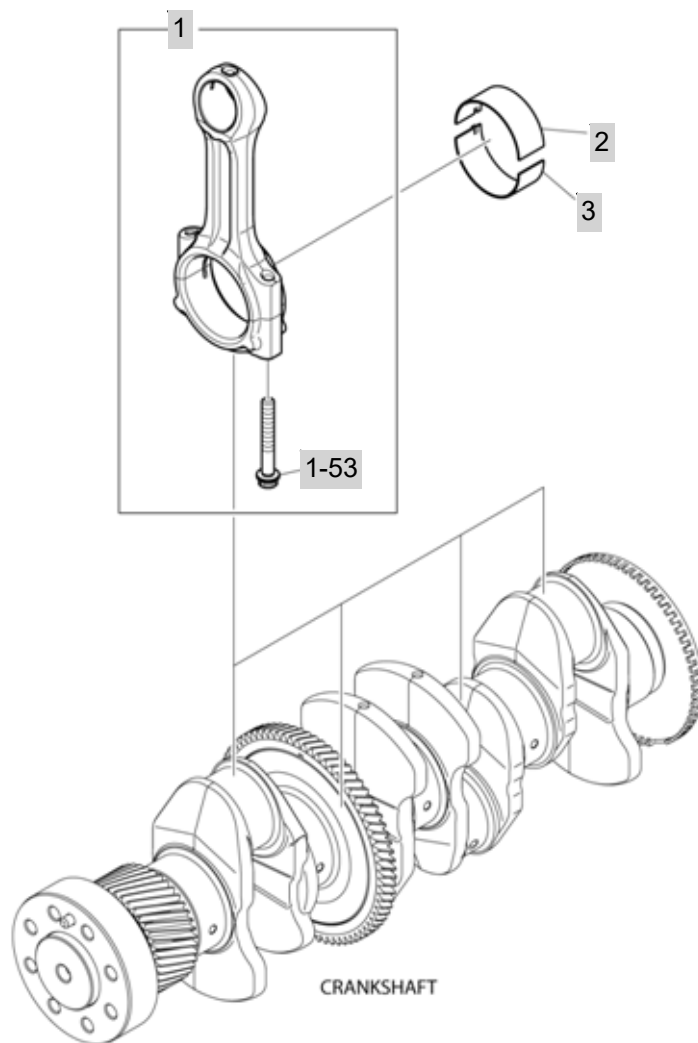
FIG 106

T1054SC

CONNECTING ROD ASSY

년/월  
Year/Month

2020.11



NOTE



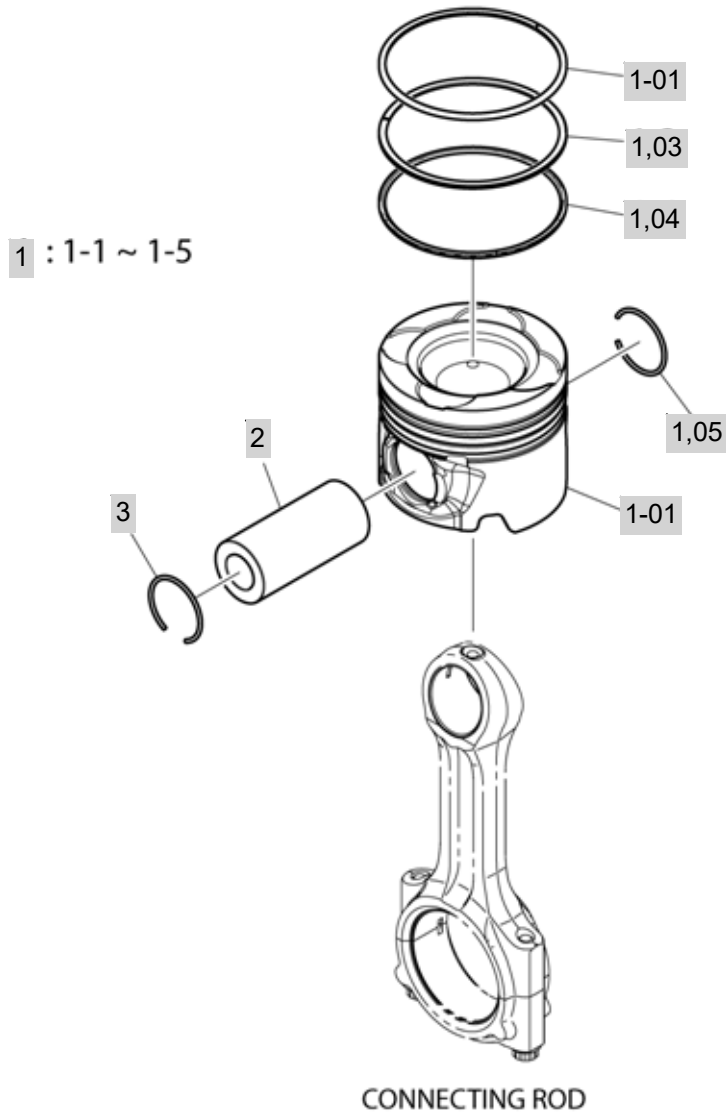
FIG 107

T1054SC

PISTON ASSY

년/월  
Year/Month

2020.11



NOTE



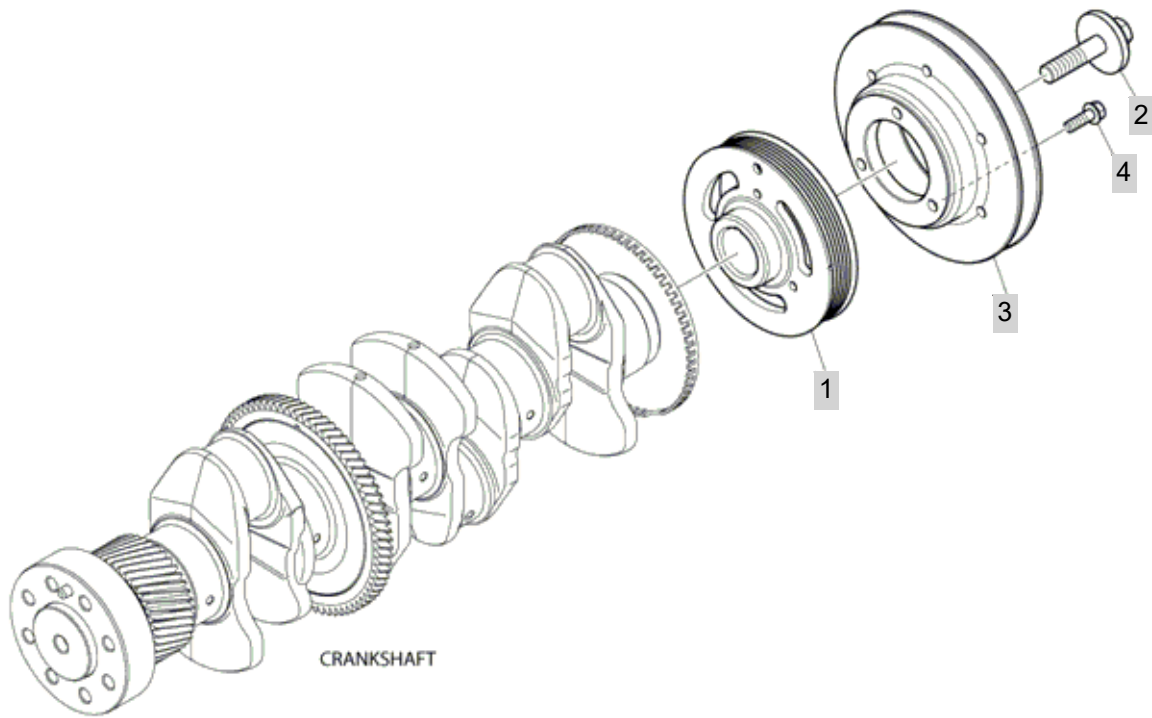
FIG 108

T1054SC

CRANKSHAFT PULLEY

년/월  
Year/Month

2020.11



NOTE





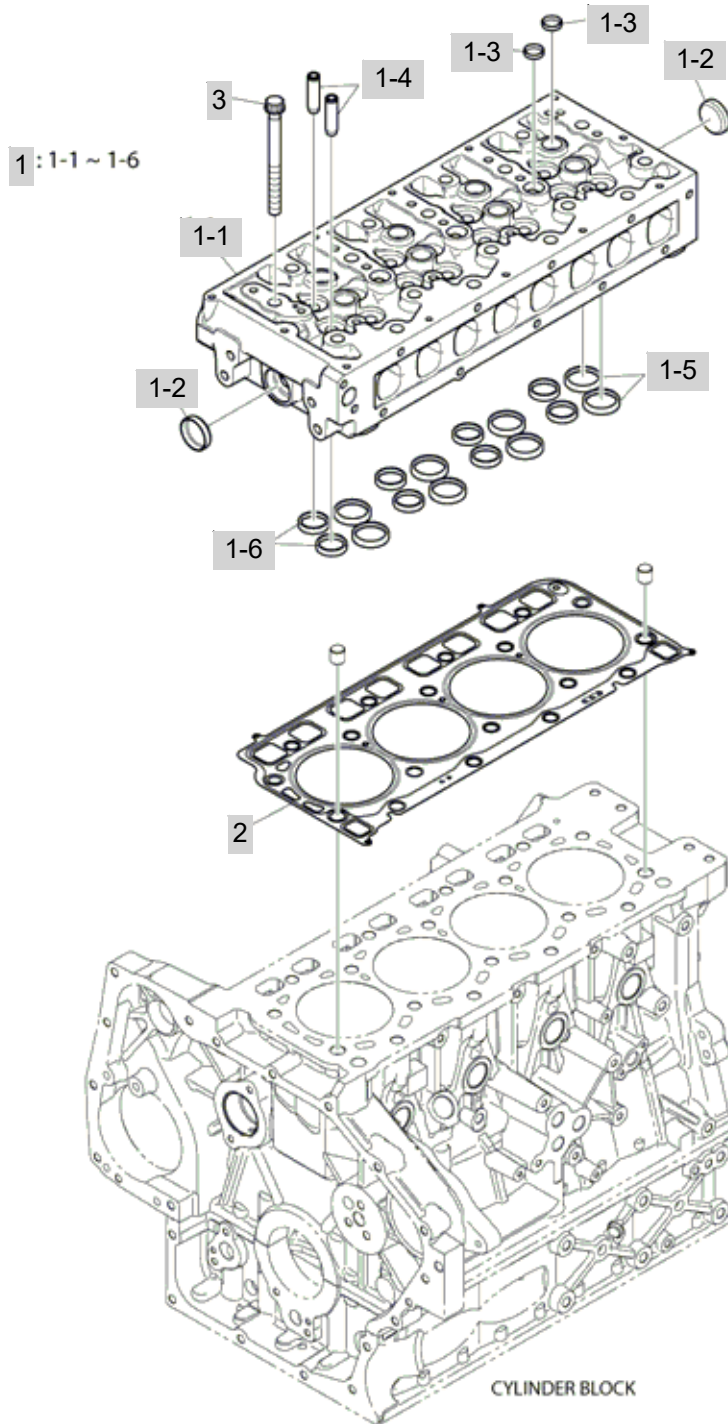
FIG 109

T1054SC

CYLINDER HEAD ASSY

년/월  
Year/Month

2020.11



NOTE



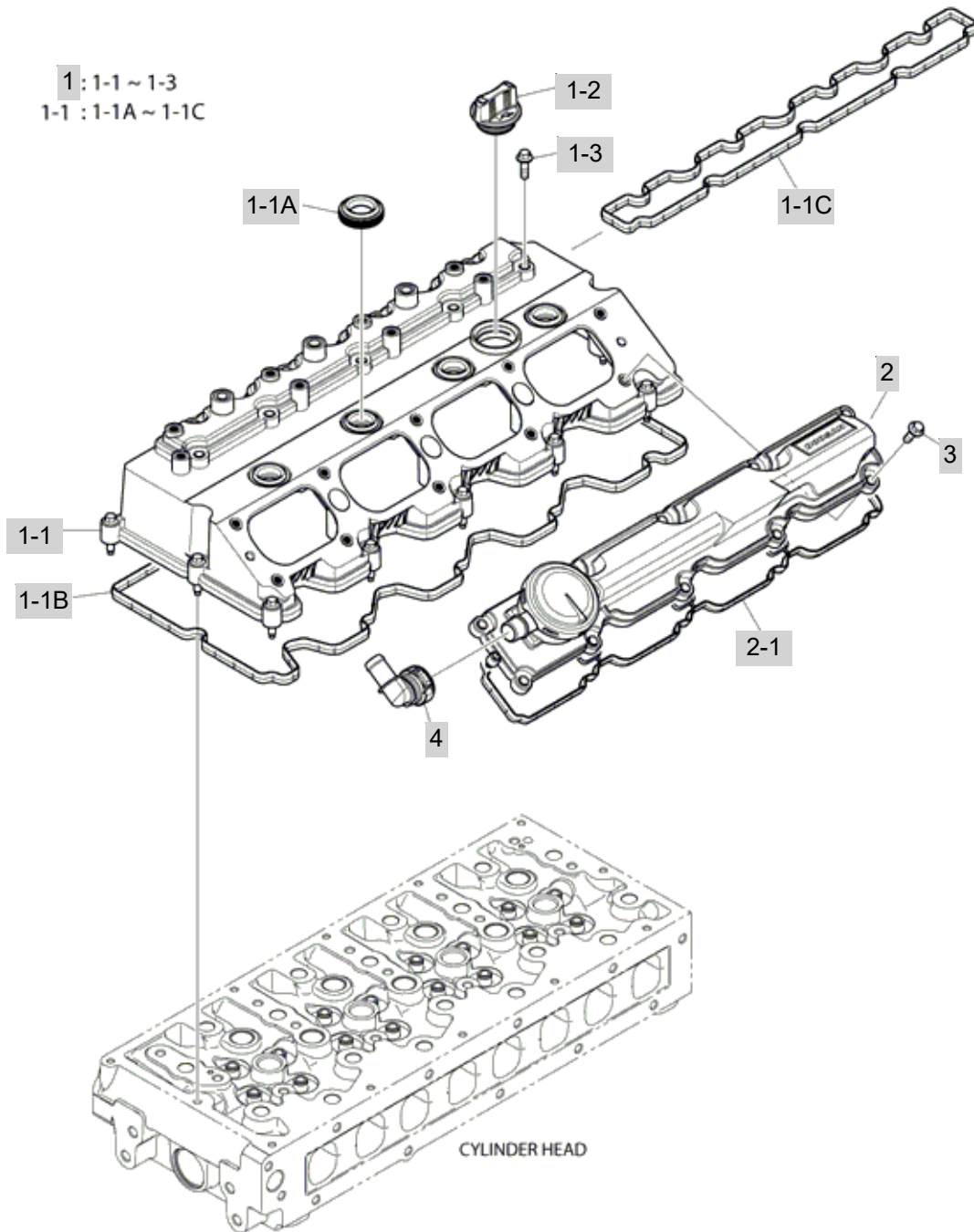
FIG 110

CYLINDER HEAD COVER ASSY

년/월  
Year/Month

2020.11

T1054SC



NOTE



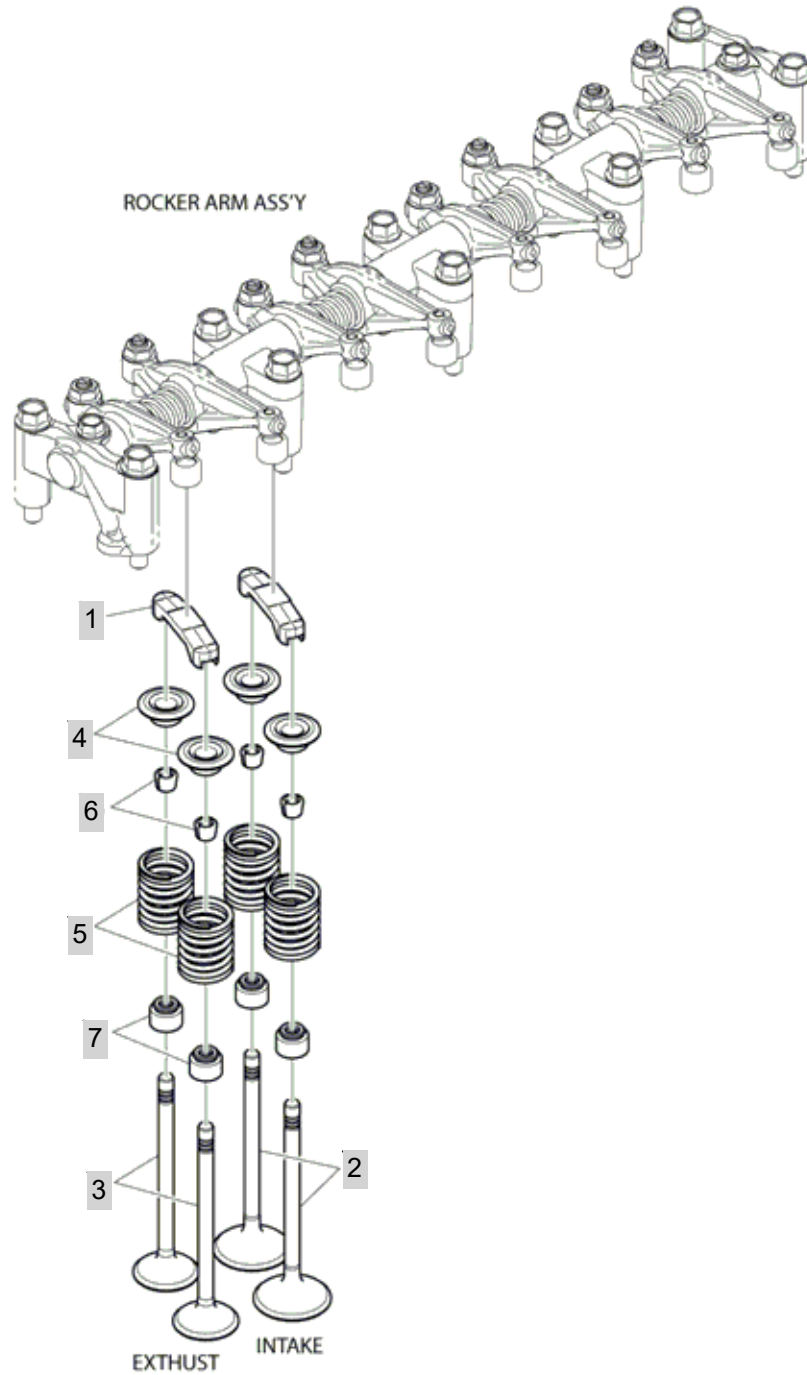
FIG 111

T1054SC

EXHAUST VALVE INLET

년/월  
Year/Month

2020.11



NOTE



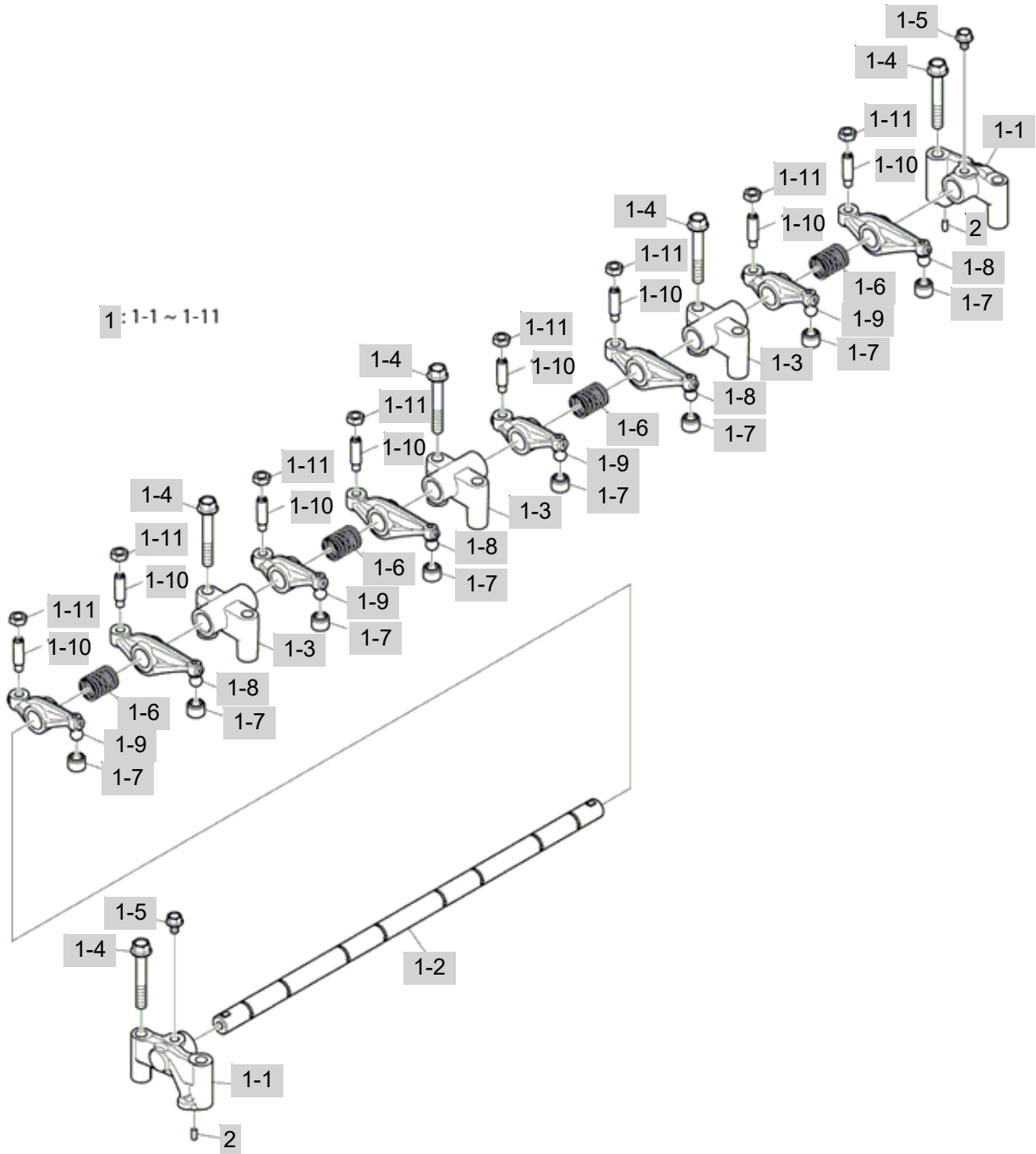
FIG 112

T1054SC

ROCKER ARM SHAFT ASSY

년/월  
Year/Month

2020.11



NOTE





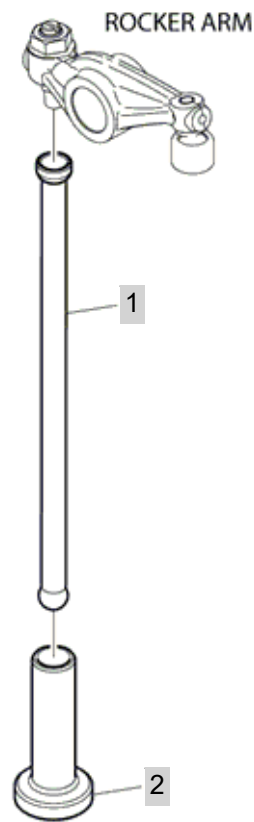
FIG 113

T1054SC

PUSHROD

년/월  
Year/Month

2020.11



NOTE



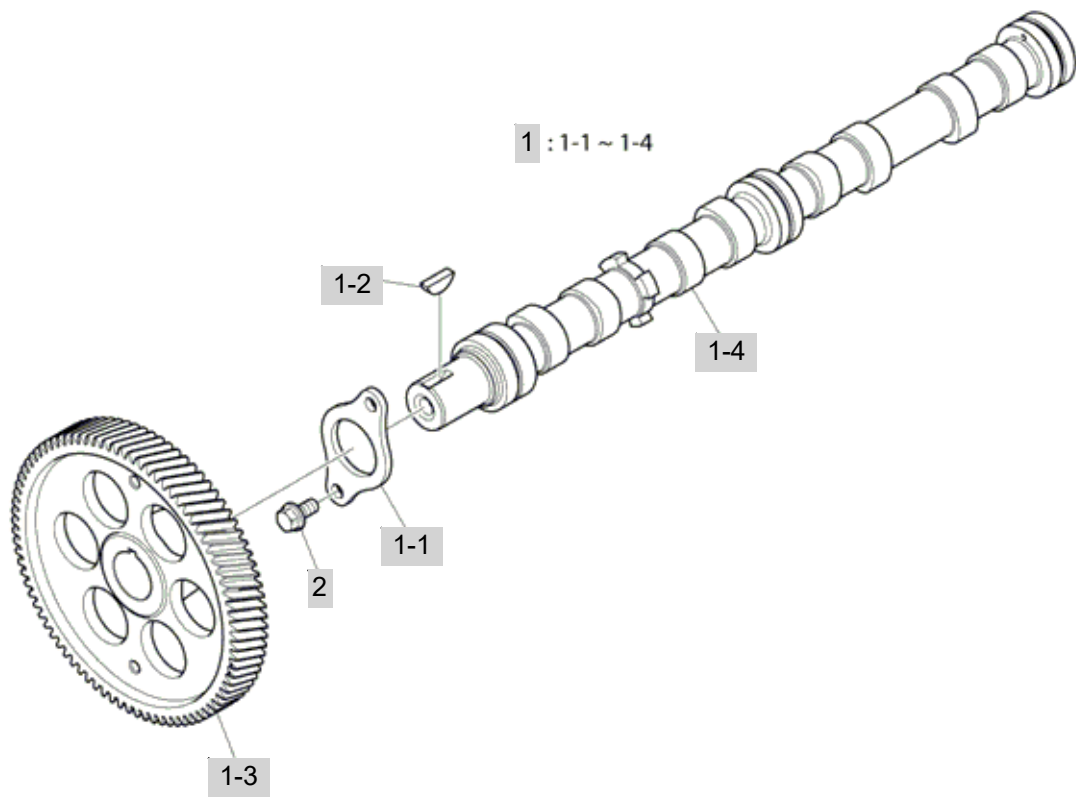
FIG 114

CAMSHAFT ASSY

년/월  
Year/Month

2020.11

T1054SC



NOTE



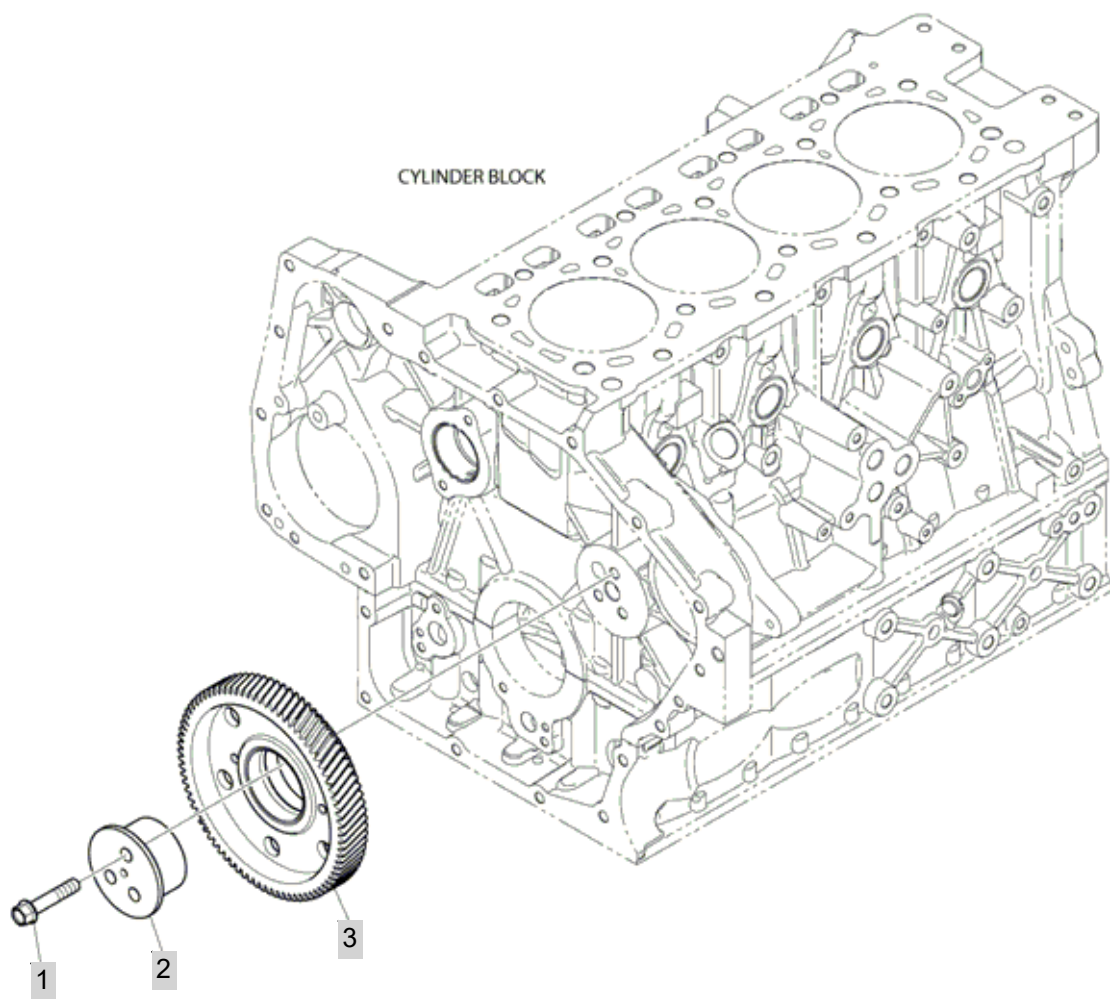
FIG 115

T1054SC

IDLE GEAR ASSY

년/월  
Year/Month

2020.11



NOTE



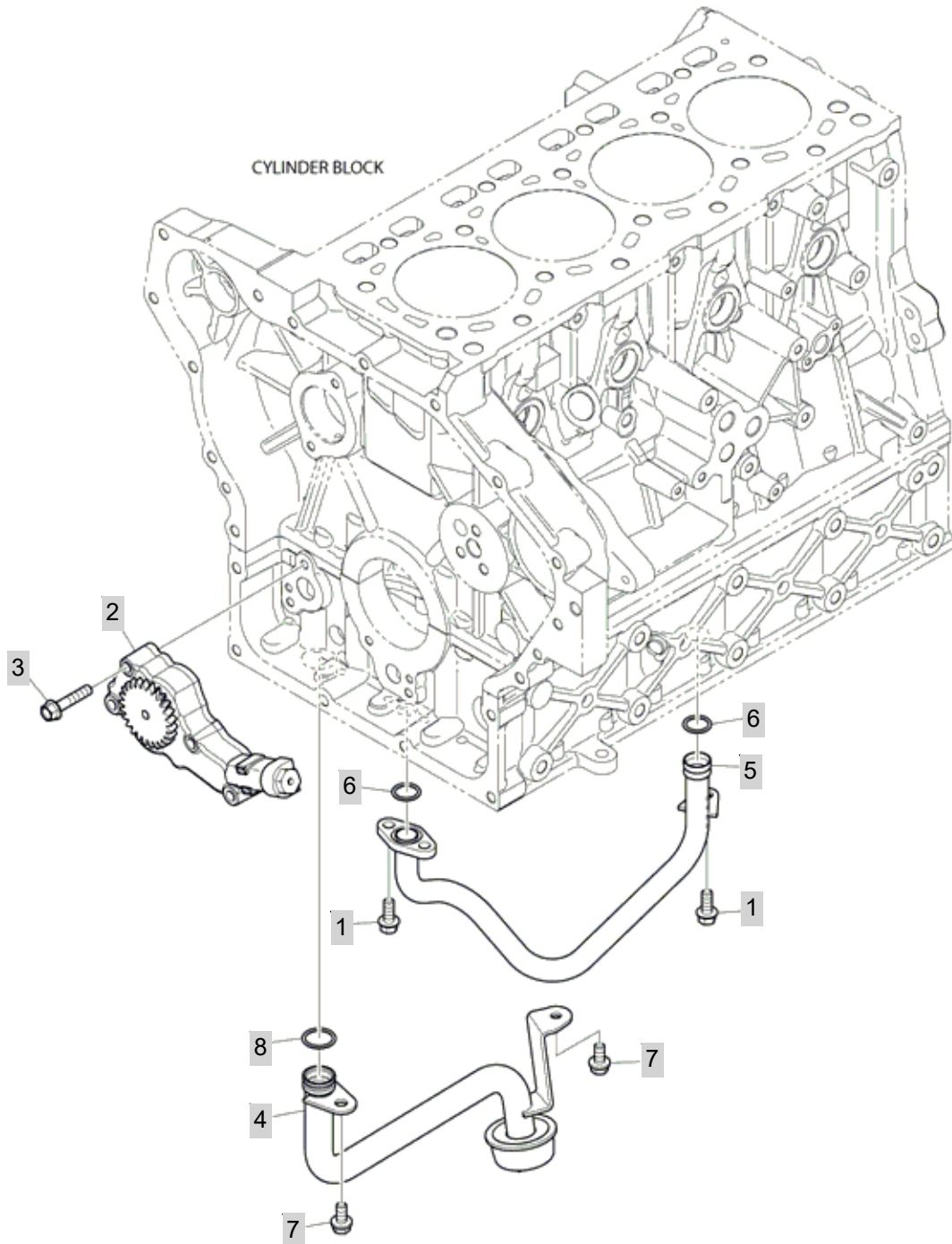
FIG 116

LUBRICATION PUMP

년/월  
Year/Month

2020.11

T1054SC



NOTE





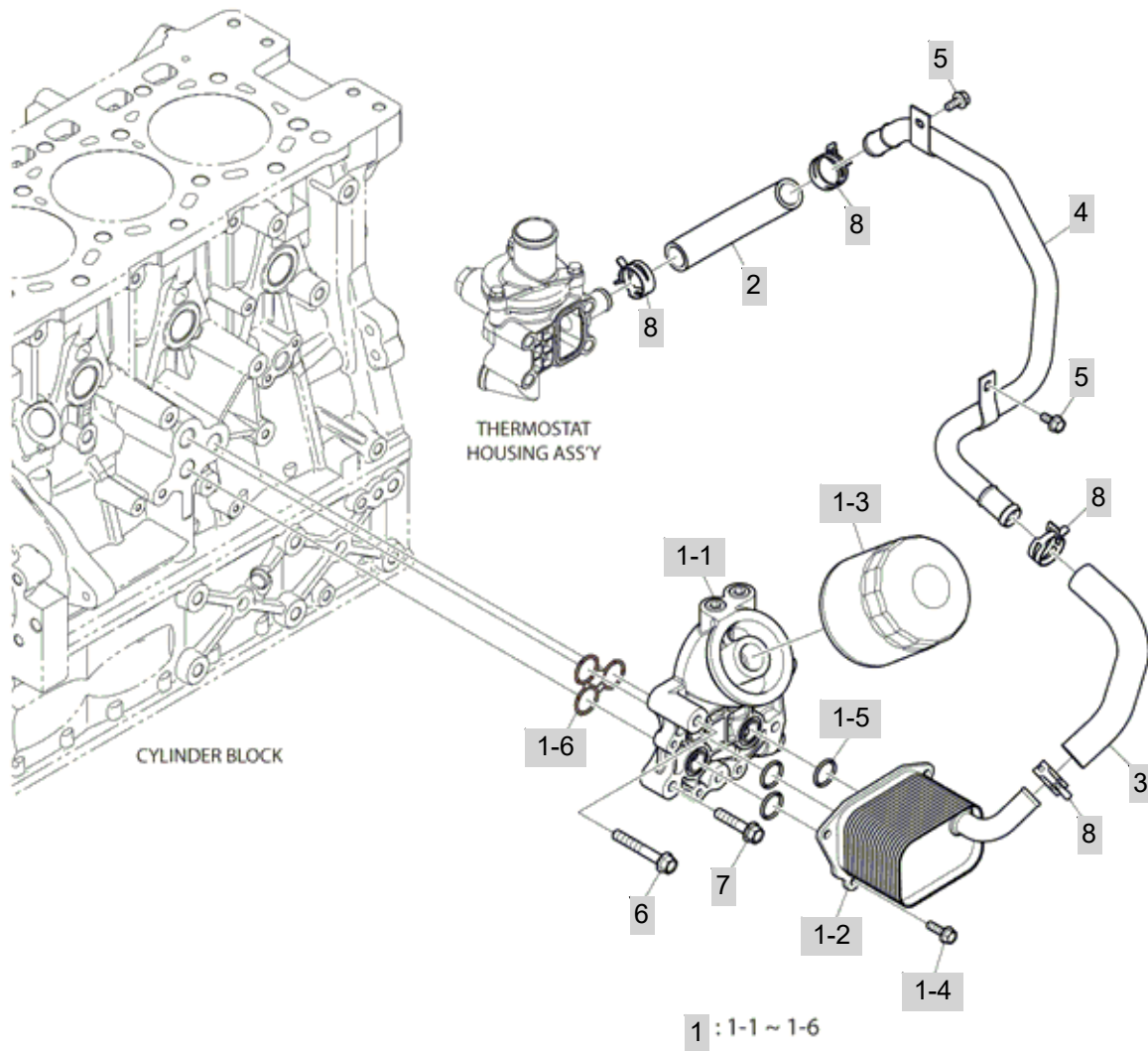
FIG 117

ENGINE OIL FILTER ASSY

년/월  
Year/Month

2020.11

T1054SC



NOTE



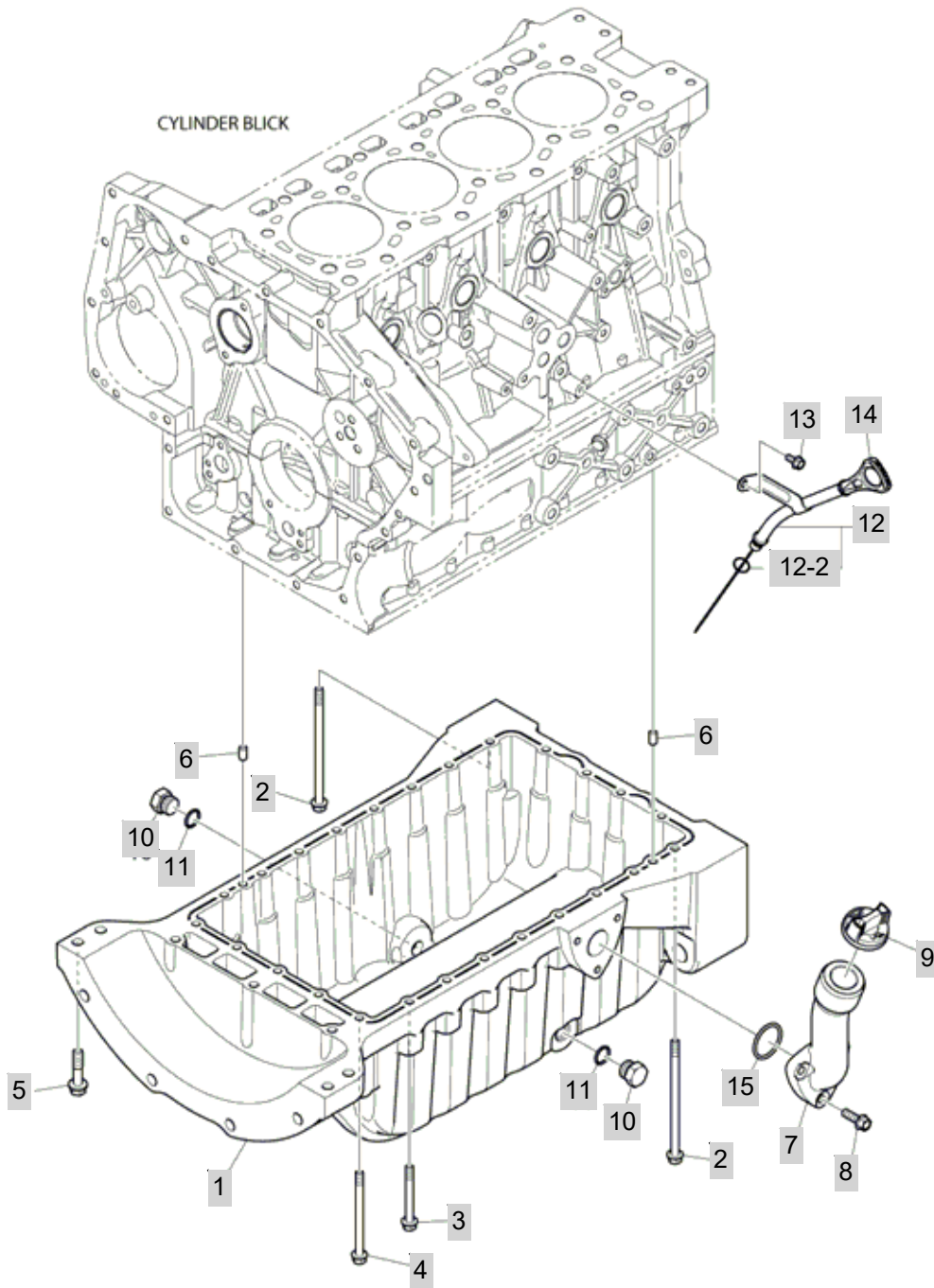
FIG 118

T1054SC

OIL PAN

년/월  
Year/Month

2020.11



NOTE

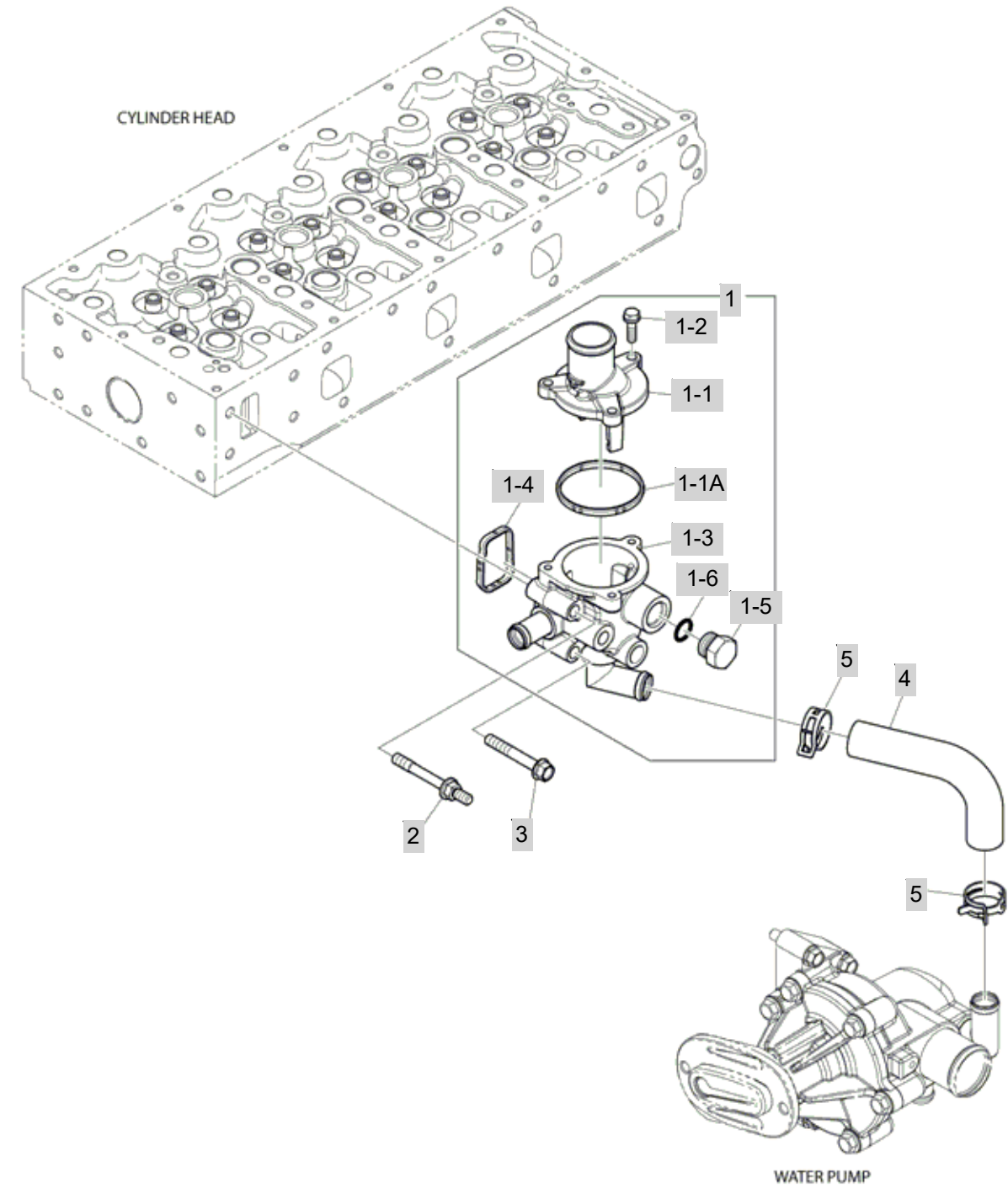


FIG 119

THERMOSTAT HOUSING ASSY

년/월  
Year/Month

2020.11



NOTE



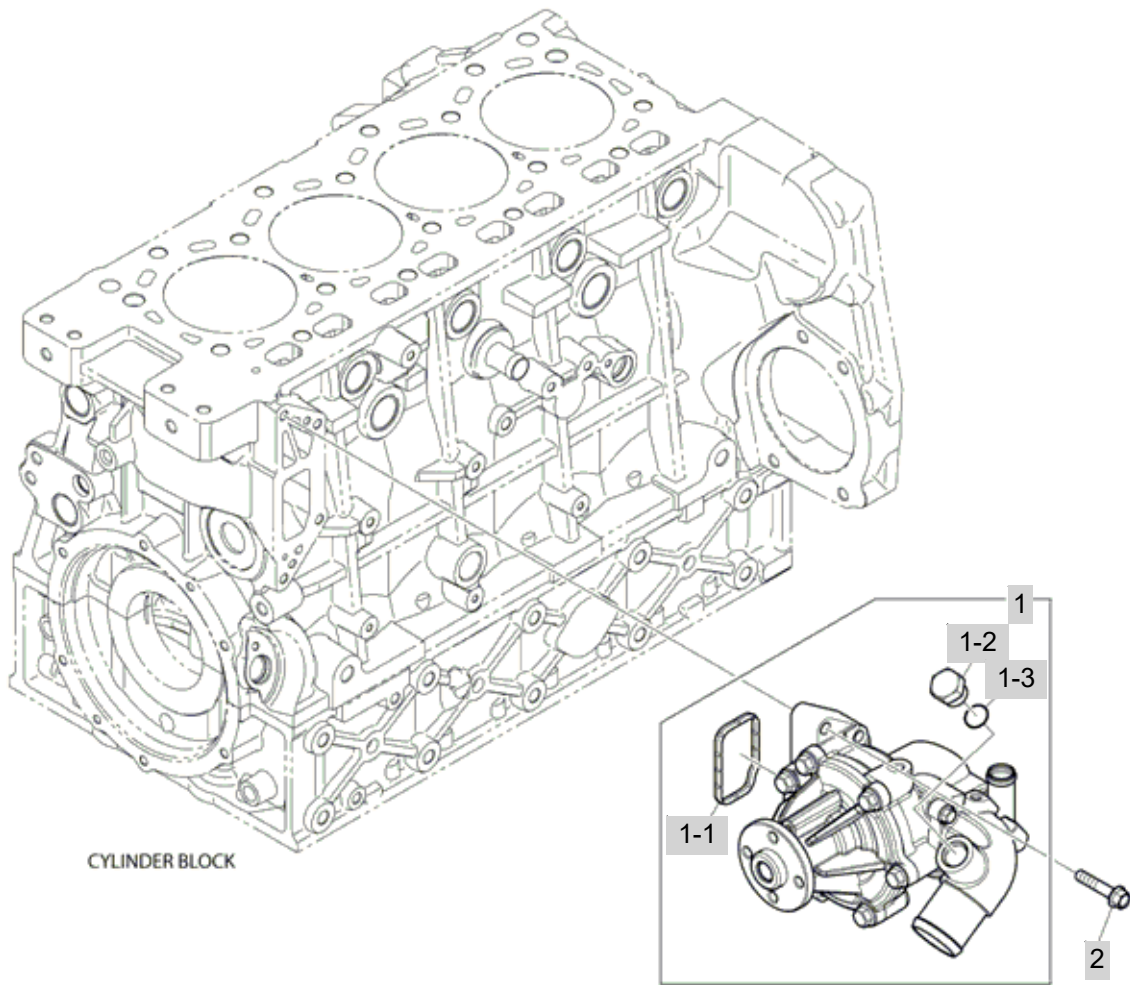
FIG 120

WATER PUMP ASSY

년/월  
Year/Month

T1054SC

2020.11



NOTE





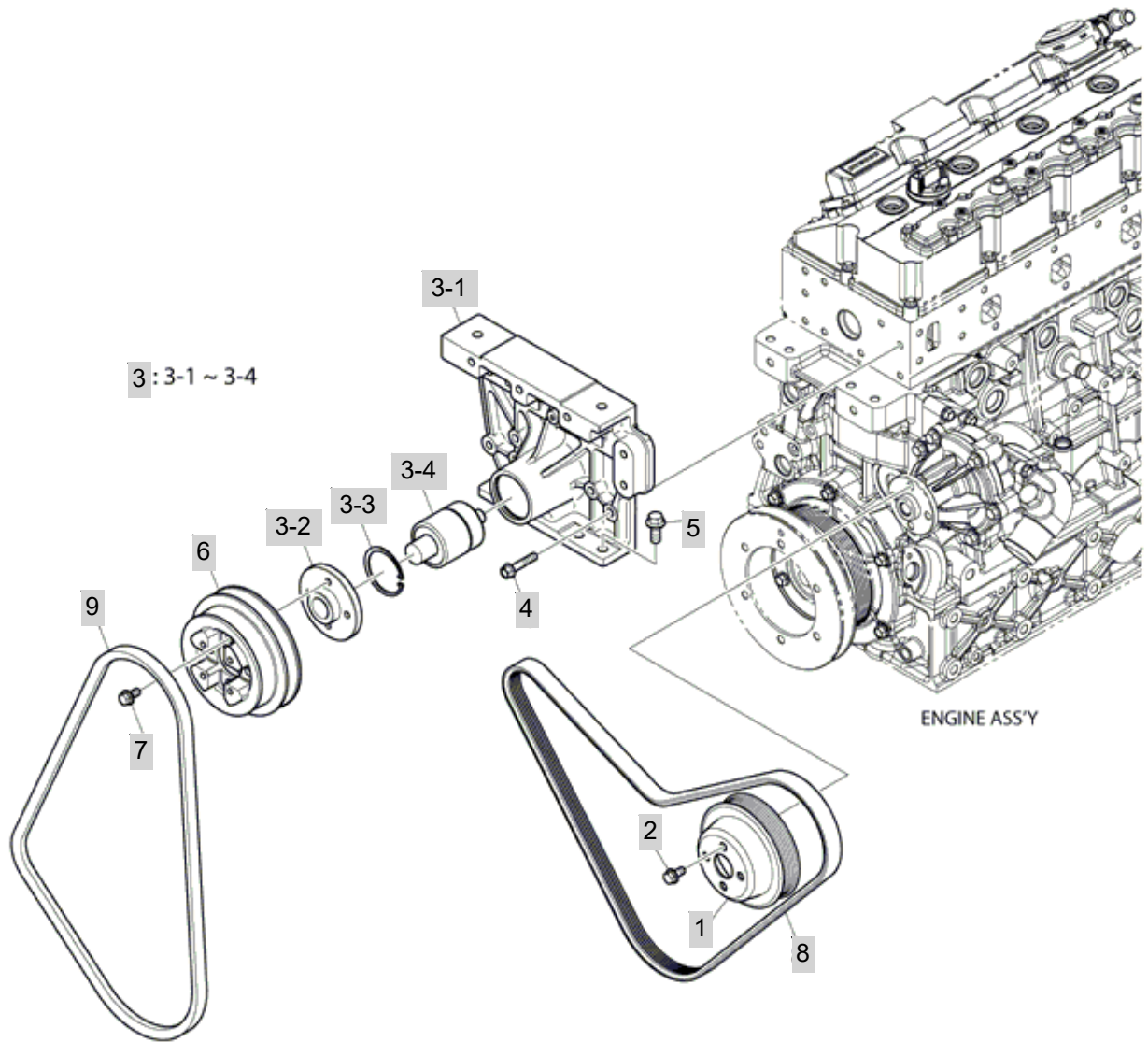
FIG 121

T1054SC

FAN MOUNTING BRACKET

년/월  
Year/Month

2020.11



NOTE



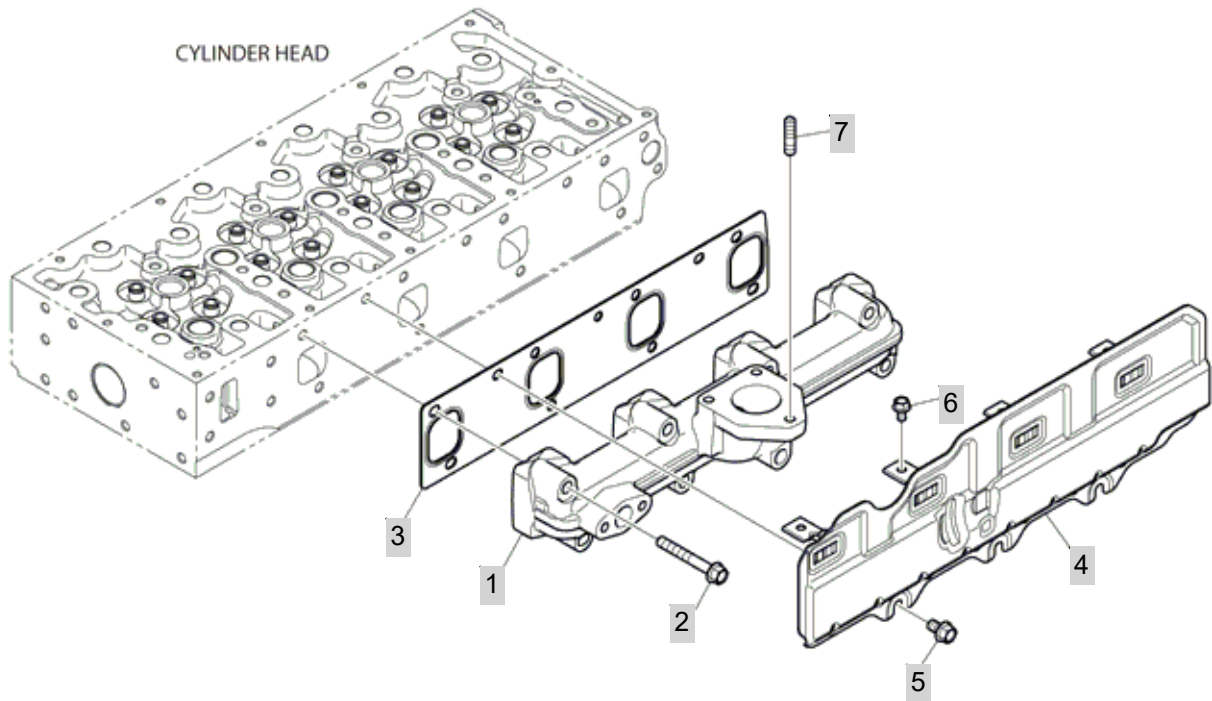
FIG 122

T1054SC

EXHAUST MANIFOLD ASSY

년/월  
Year/Month

2020.11



NOTE



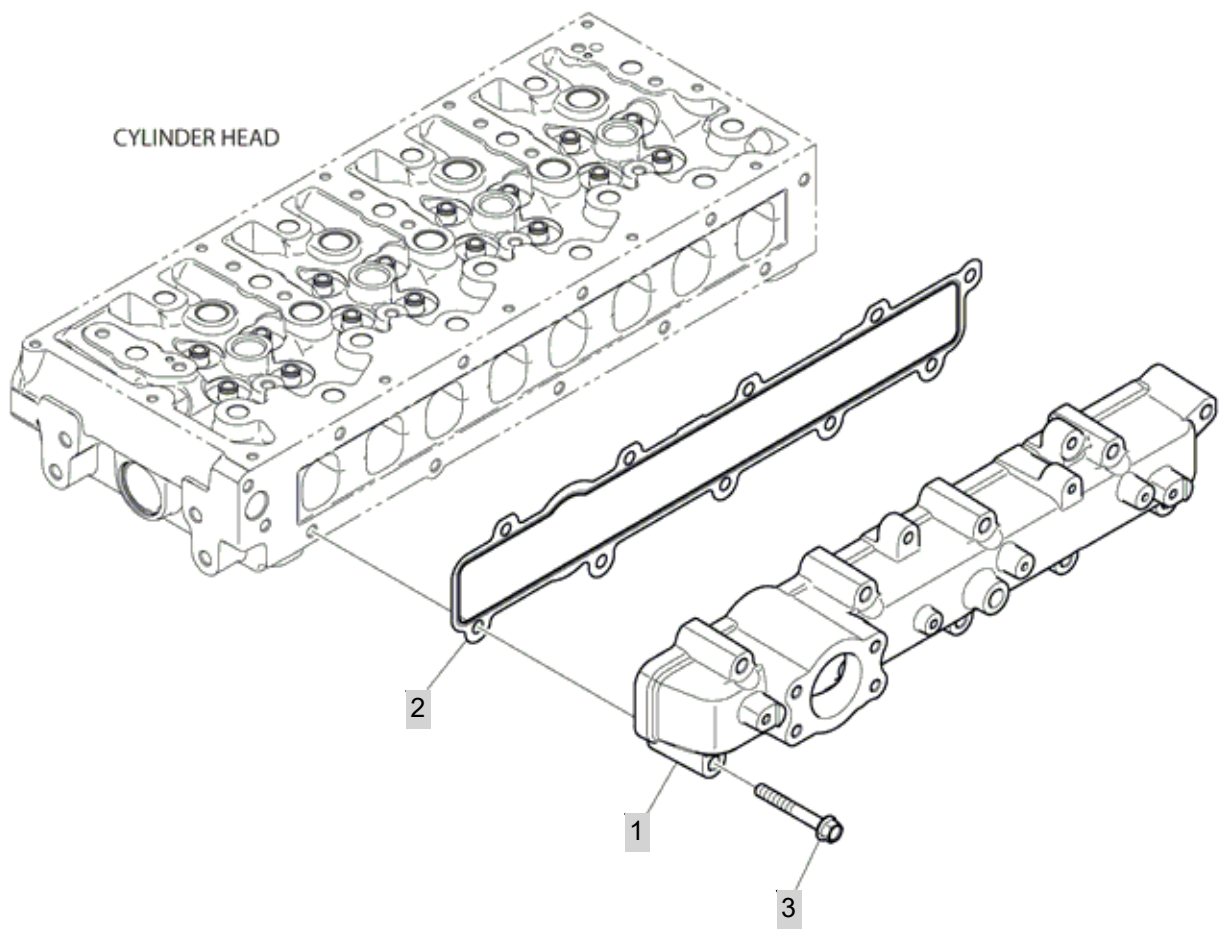
FIG 123

T1054SC

INTAKE MANIFOLD

년/월  
Year/Month

2020.11



NOTE

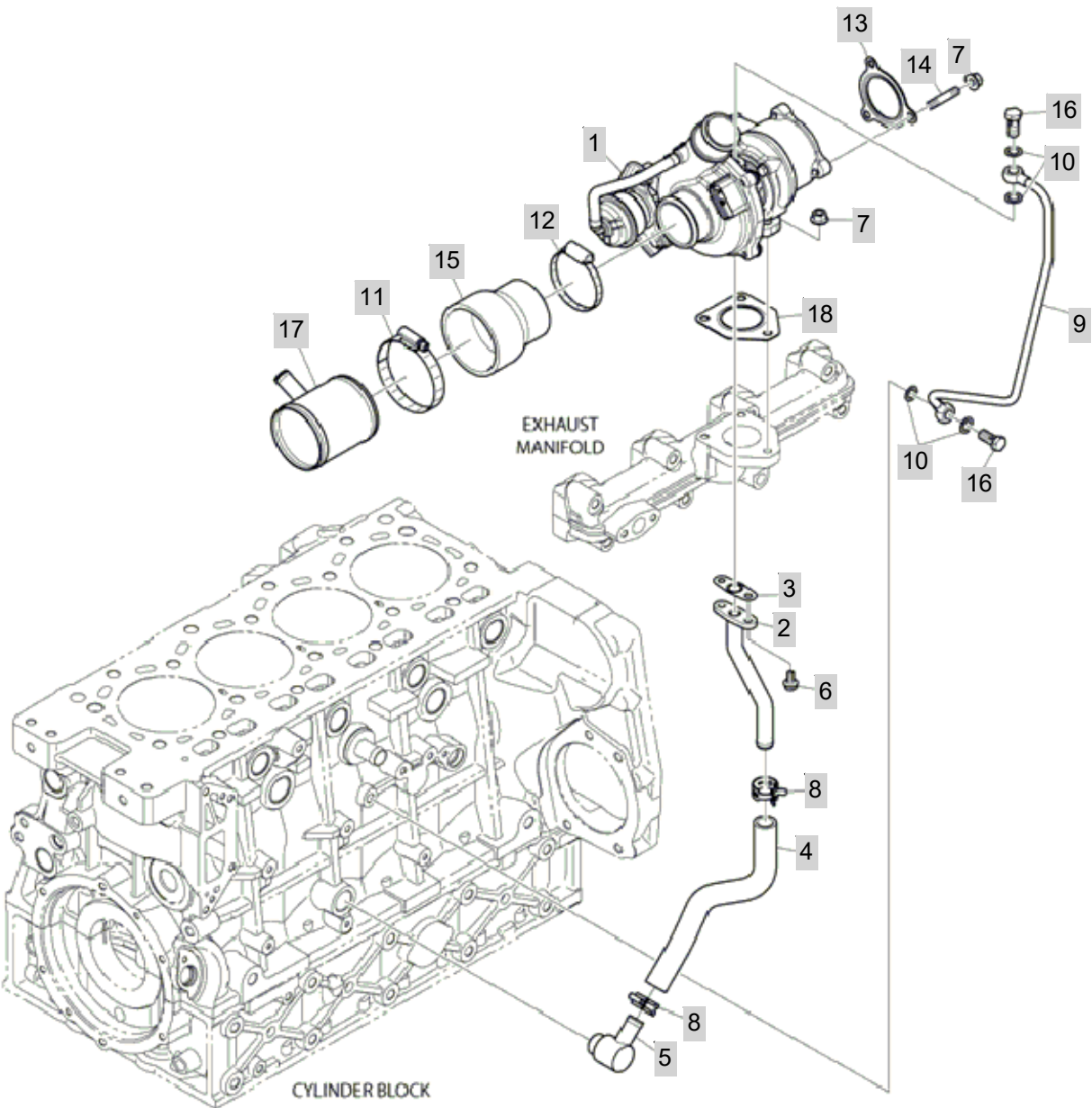


FIG 124

TURBO CHARGER ASSY

년/월  
Year/Month

2020.11



NOTE





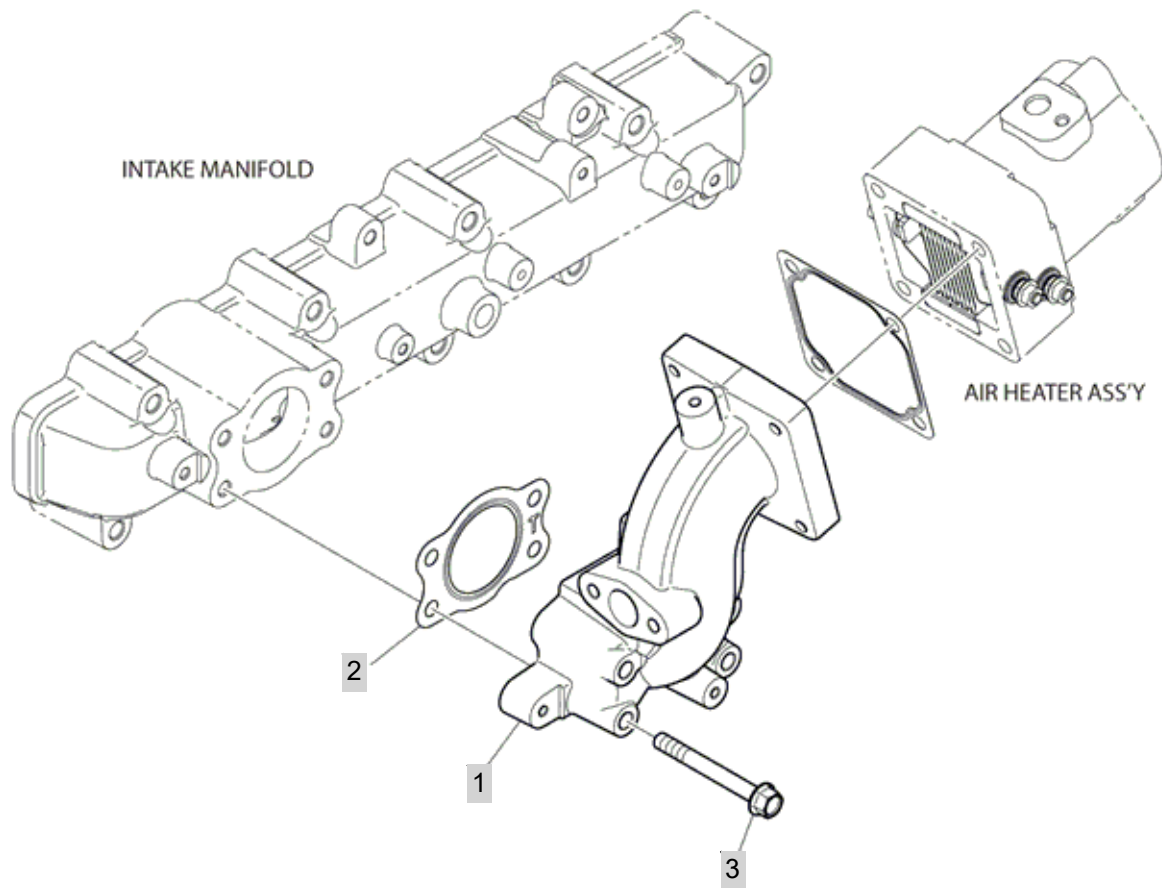
FIG 125

T1054SC

INTAKE STAKE

년/월  
Year/Month

2020.11



NOTE



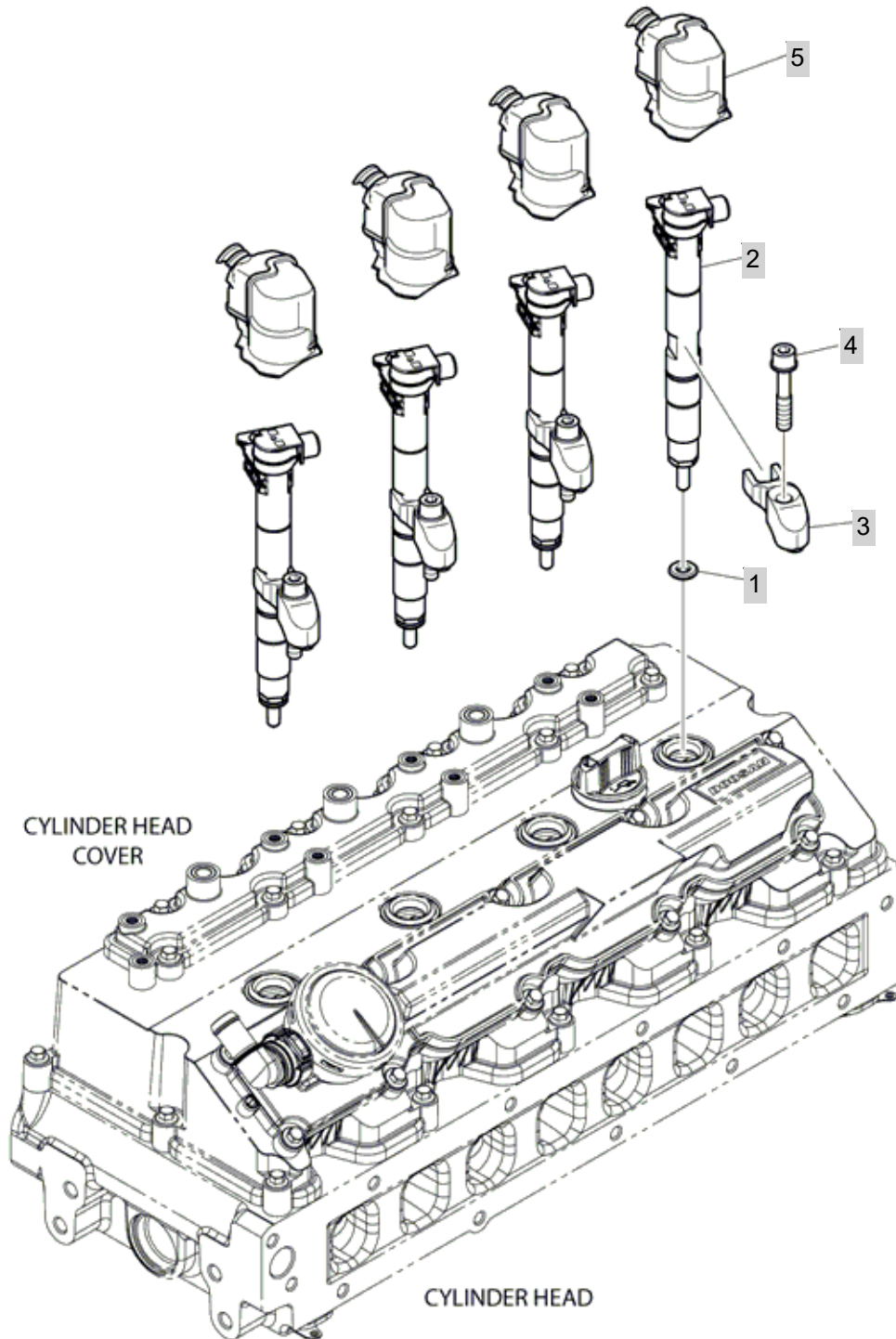
FIG 126

INJECTOR

년/월  
Year/Month

T1054SC

2020.11



NOTE



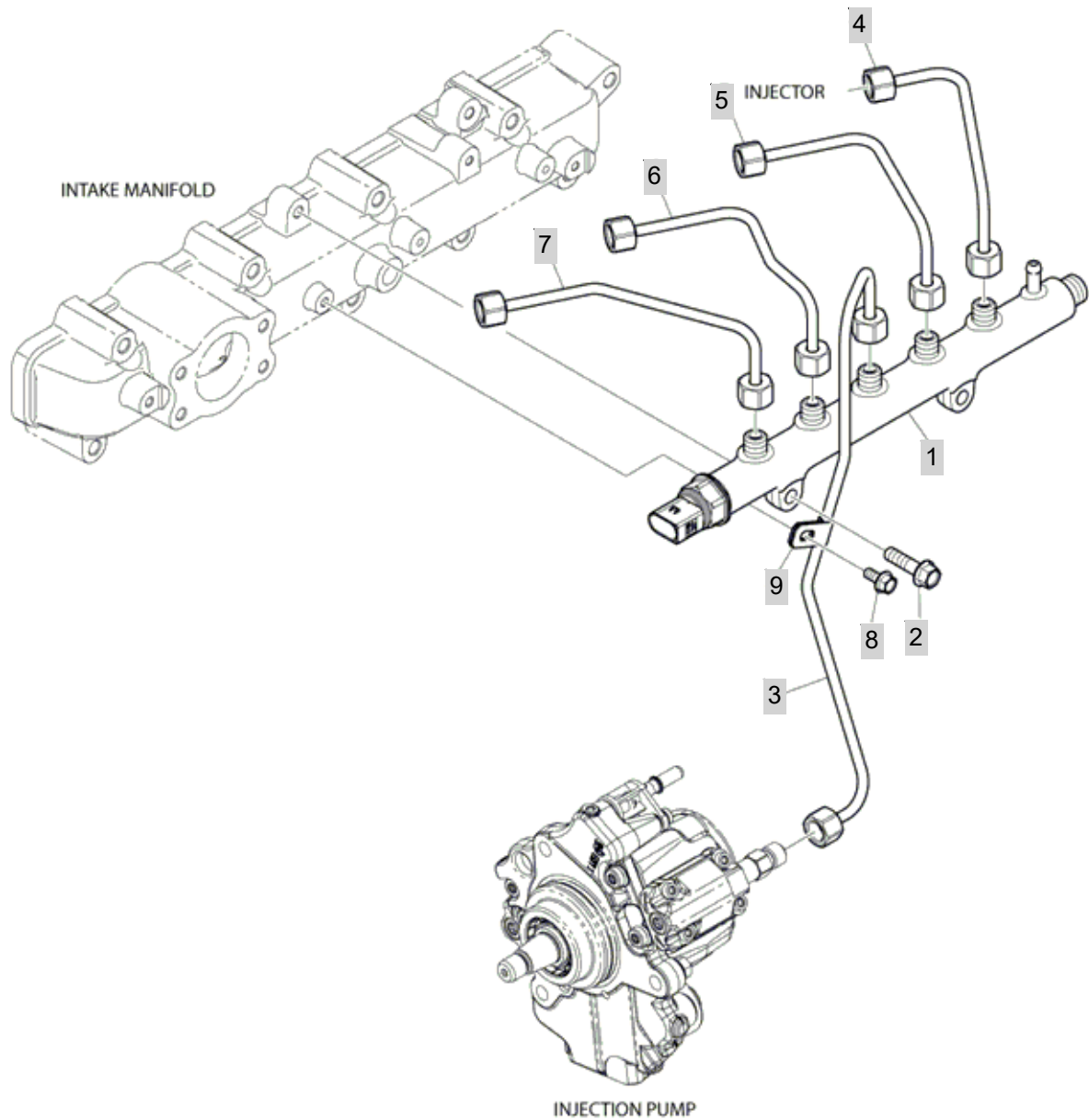
FIG 127

T1054SC

COMMON RAIL

년/월  
Year/Month

2020.11



NOTE



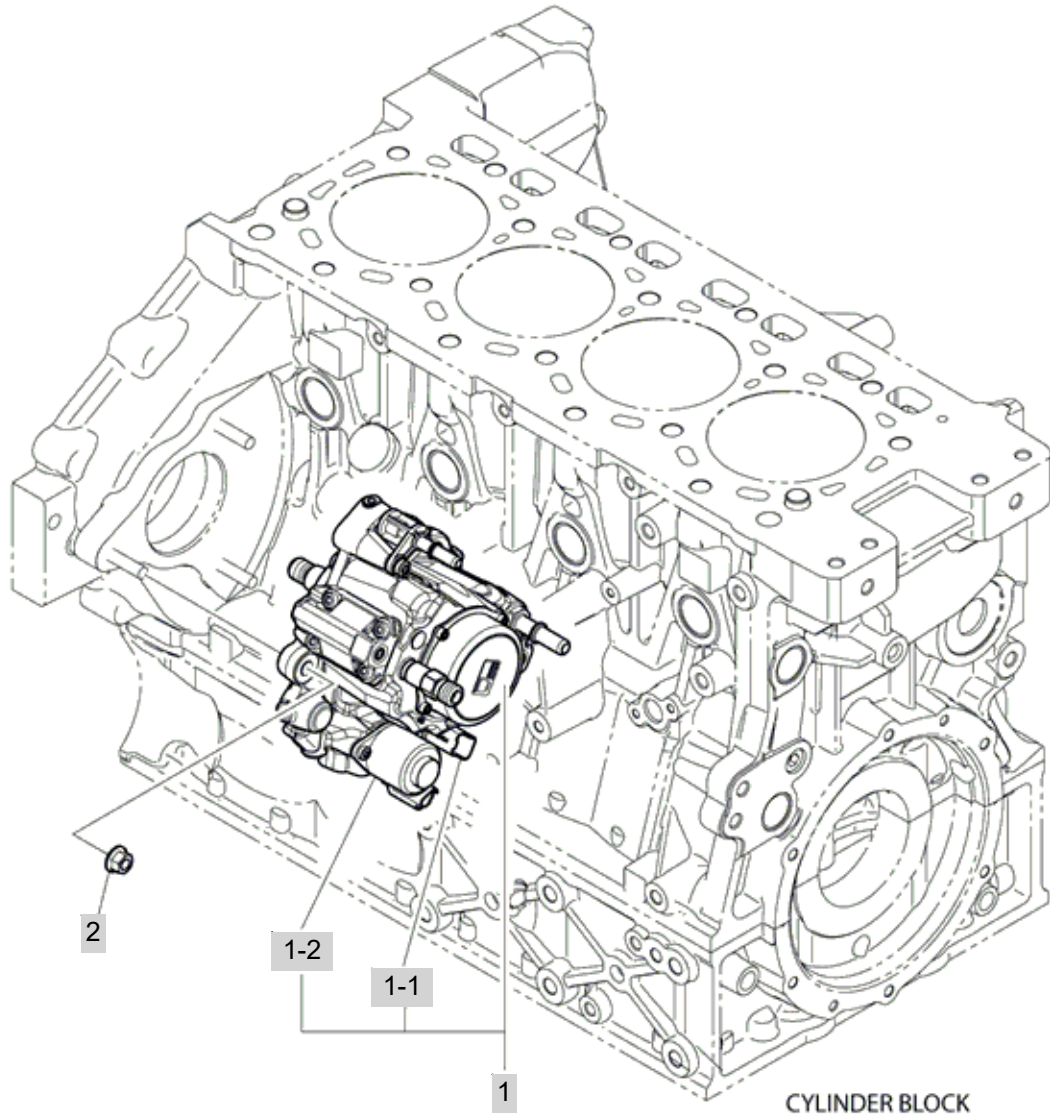
FIG 128

FUEL INJECTION PUMP ASSY

년/월  
Year/Month

2020.11

T1054SC



NOTE

FIG 128		FUEL INJECTION PUMP ASSY					년/월 Year/Month	
T1054SC							2020.11	
KEY NO		PART NO	DESCRIPTION	SPEC	QTY	REPAIR	EFFECTIVE DATE	REMARKS
128	1	400912-00136B	PUMP ASSY,FUEL INJECTION		1			
128	1-1	301317-00131	SENSOR ASSY,TEMPERATURE		1			
128	1-2	301309-00149	SENSOR		1			
128	2	65.90535-0003	NUT		3			
NOTE								



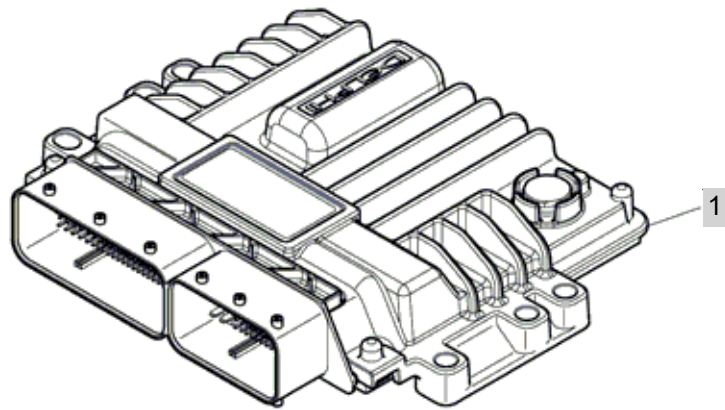
FIG 129

T1054SC

ECU

년/월  
Year/Month

2020.11



NOTE



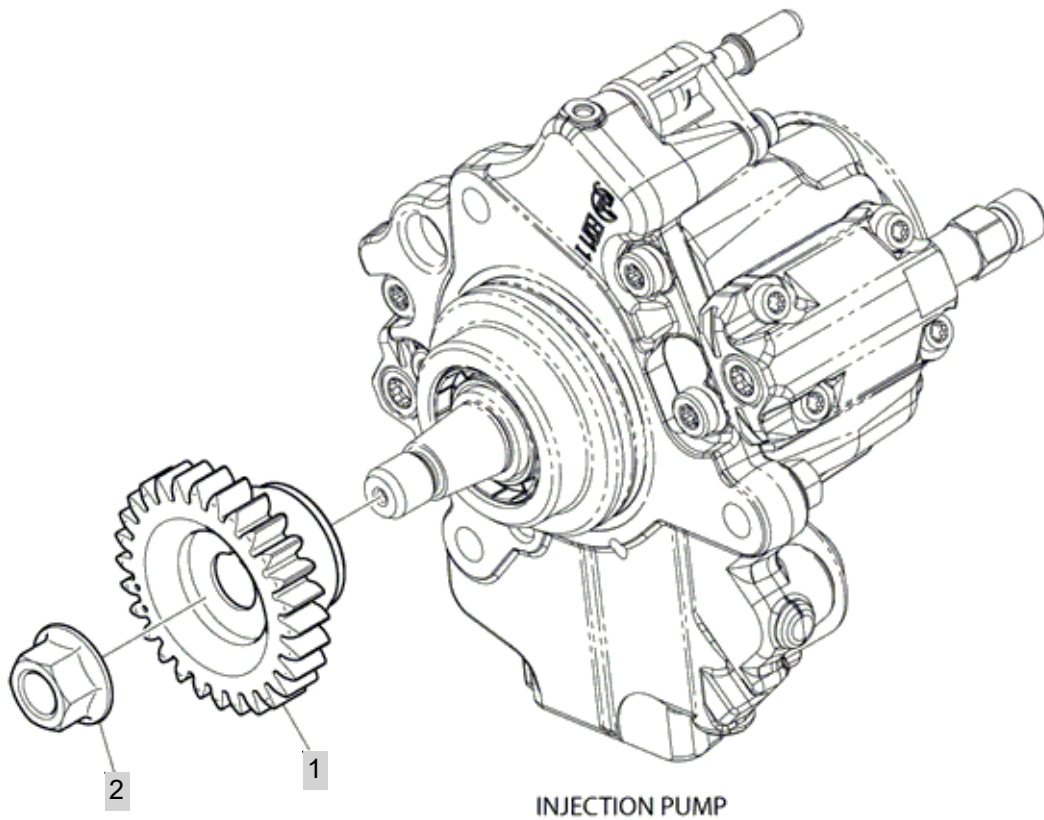
FIG 130

T1054SC

INJECTION PUMP DRIVE GEAR

년/월  
Year/Month

2020.11



NOTE



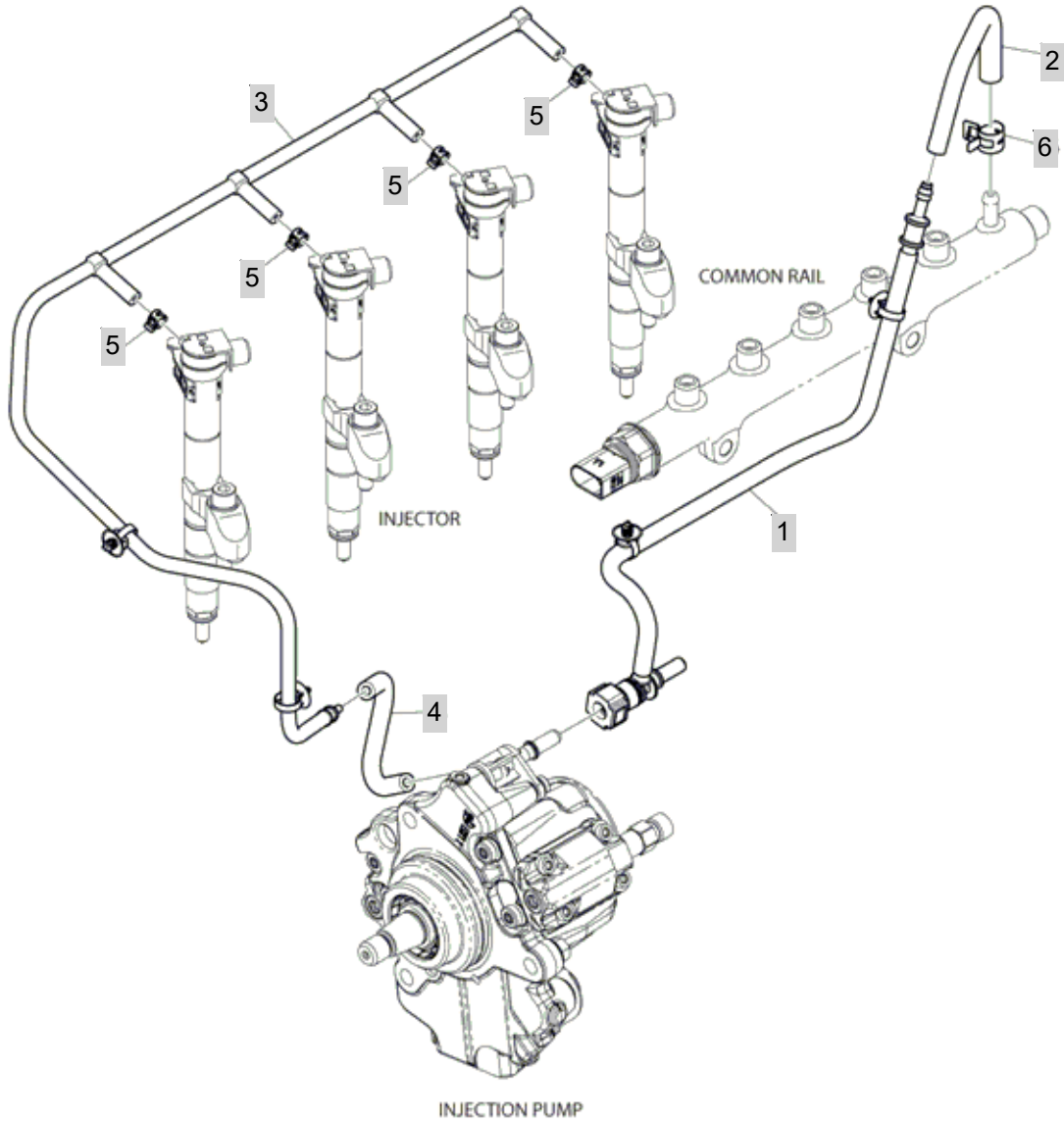
FIG 131

T1054SC

FUEL TUBE ASSY

년/월  
Year/Month

2020.11



NOTE



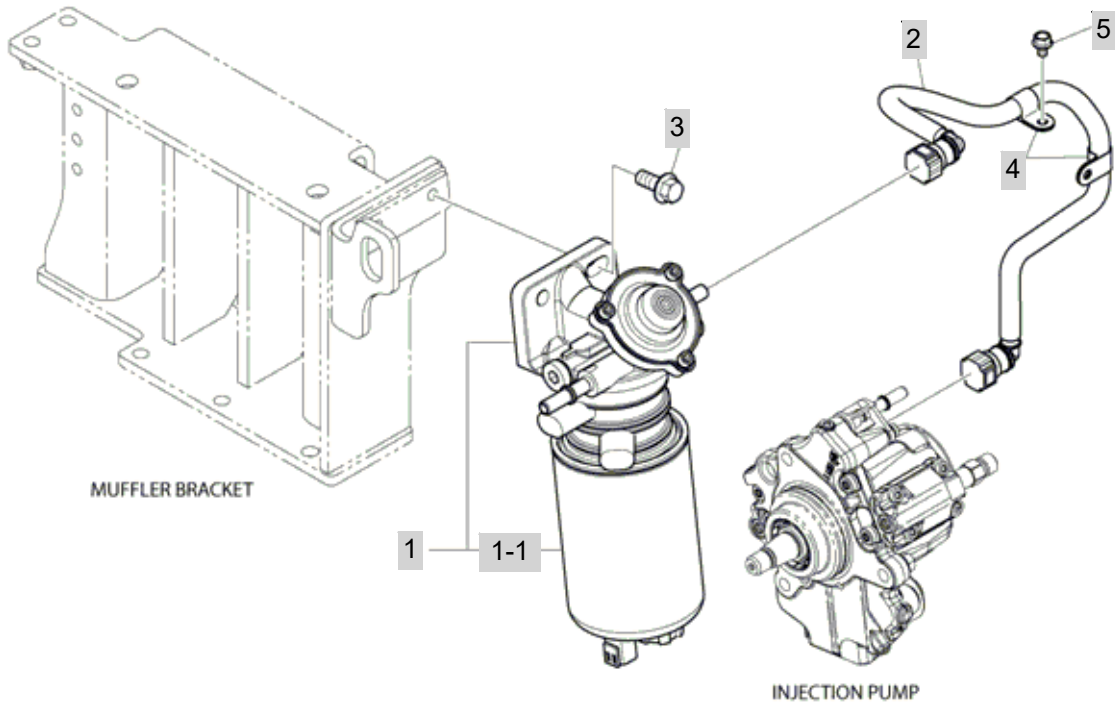
FIG 132

T1054SC

FUEL FILTER ASSY

년/월  
Year/Month

2020.11



NOTE





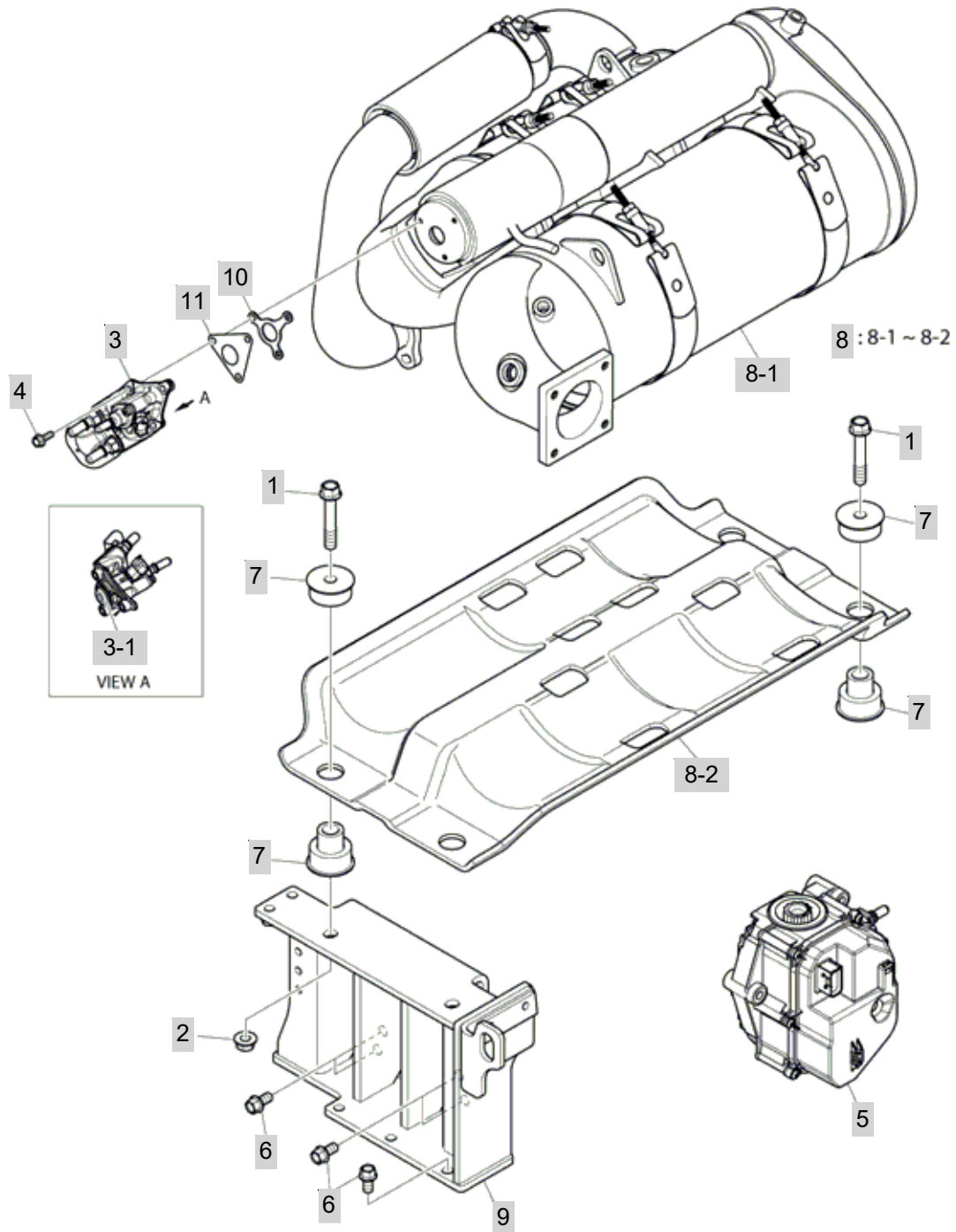
FIG 133

T1054SC

CATALYTIC MUFFLER

년/월  
Year/Month

2020.11



NOTE



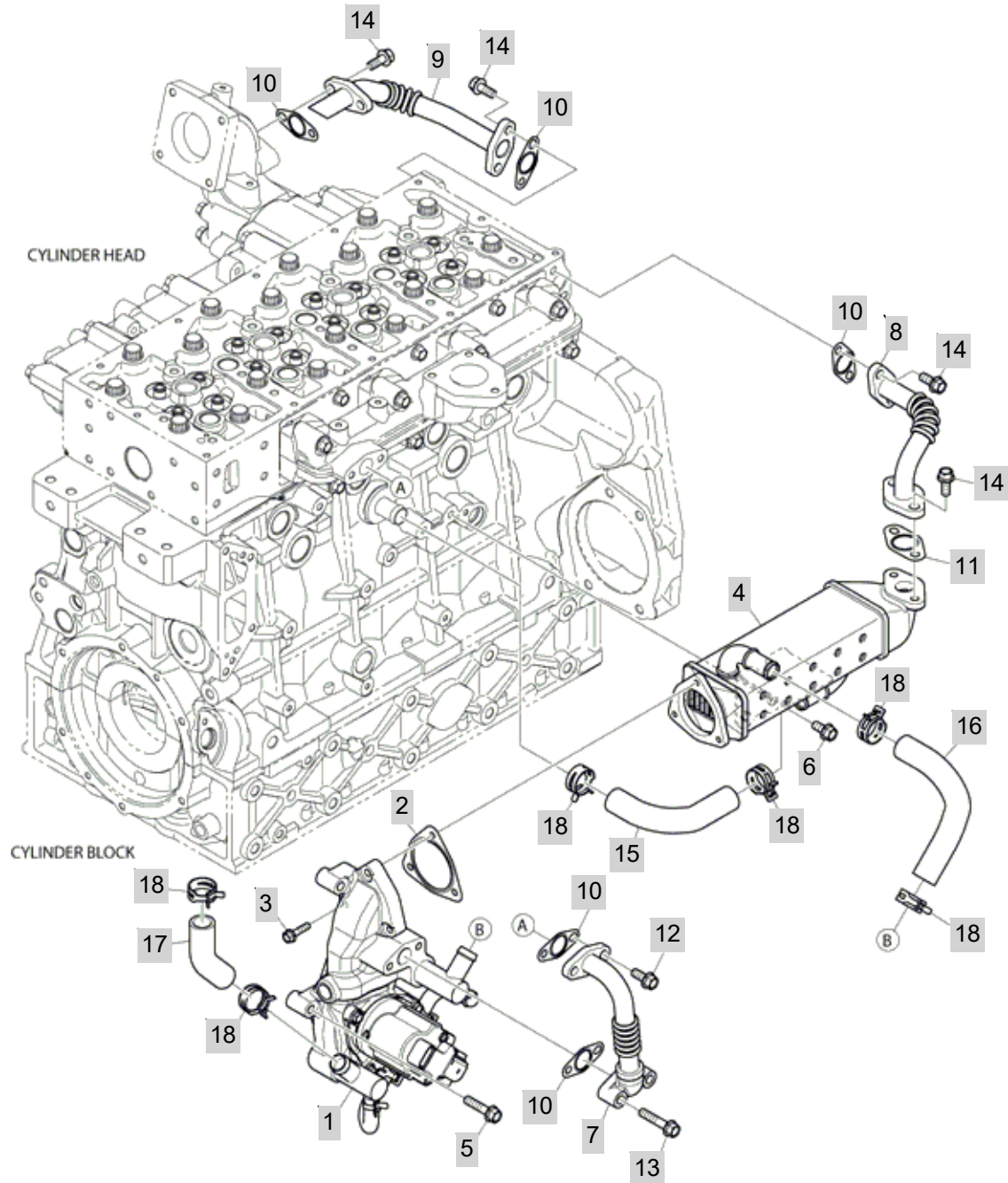
FIG 134

EGR VALVE

년/월  
Year/Month

2020.11

T1054SC



NOTE



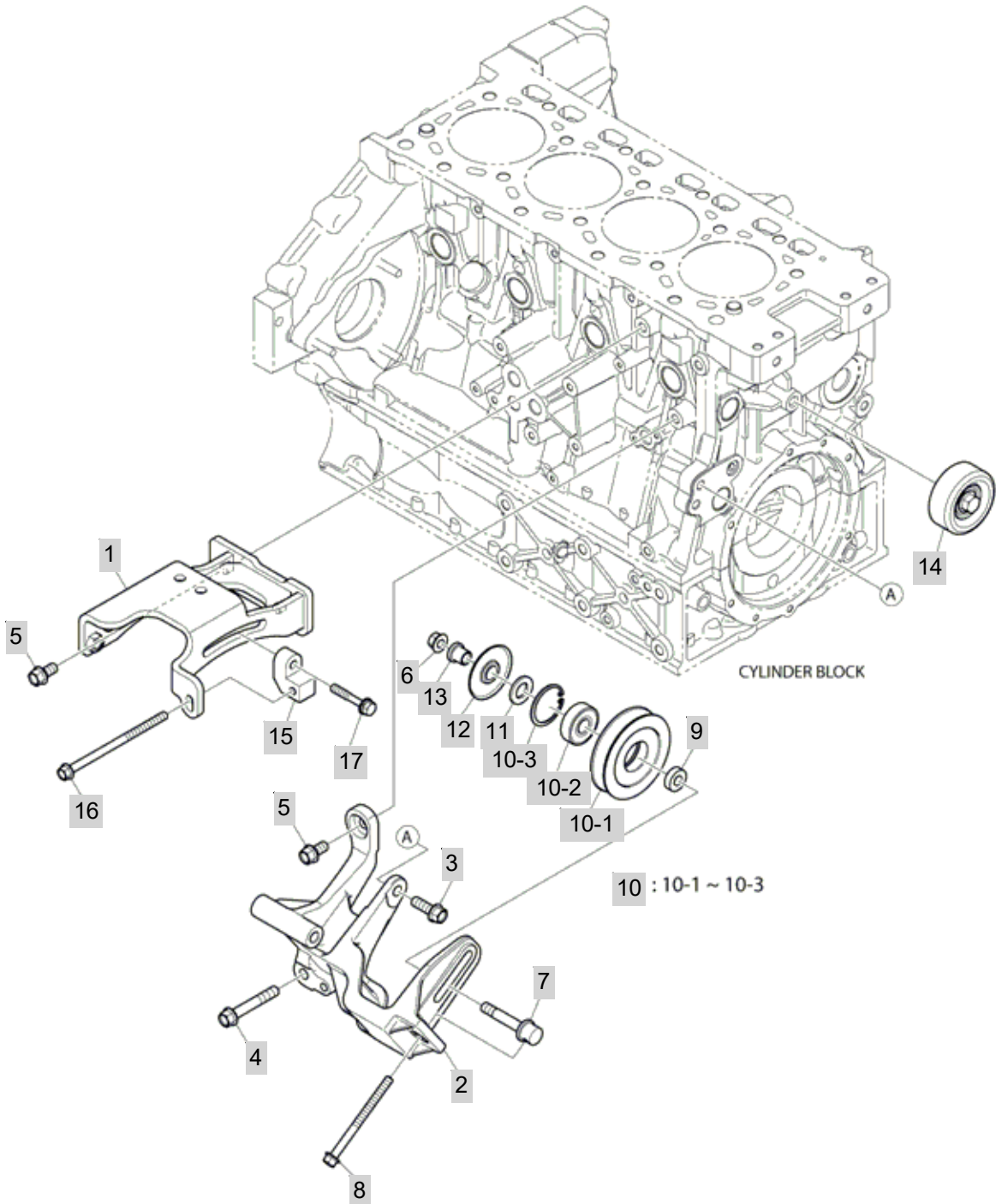
FIG 135

T1054SC

# ALTERNATOR BRACKET

년/월  
Year/Month

2020.11



NOTE



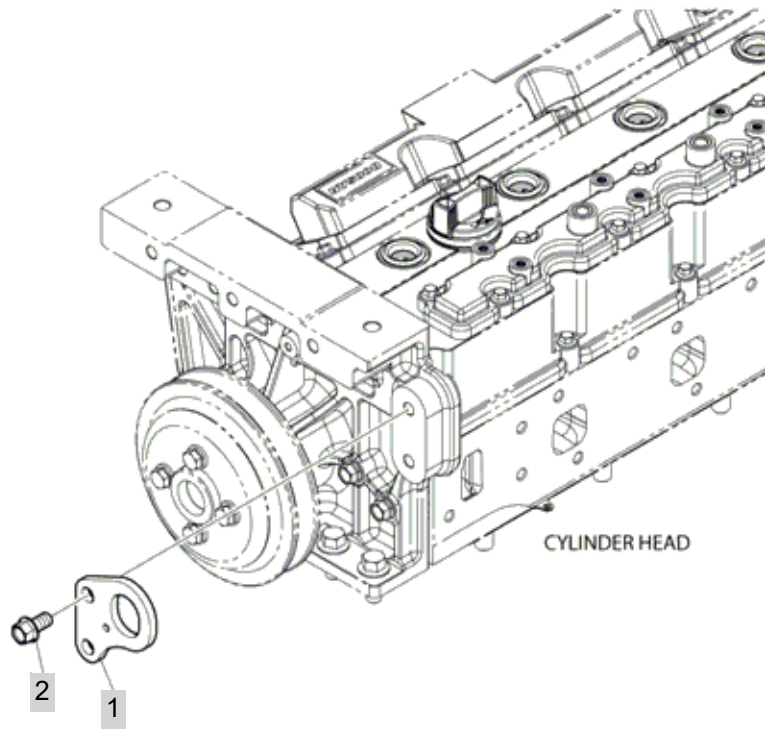
FIG 136

T1054SC

LIFTING HOOK

년/월  
Year/Month

2020.11



NOTE





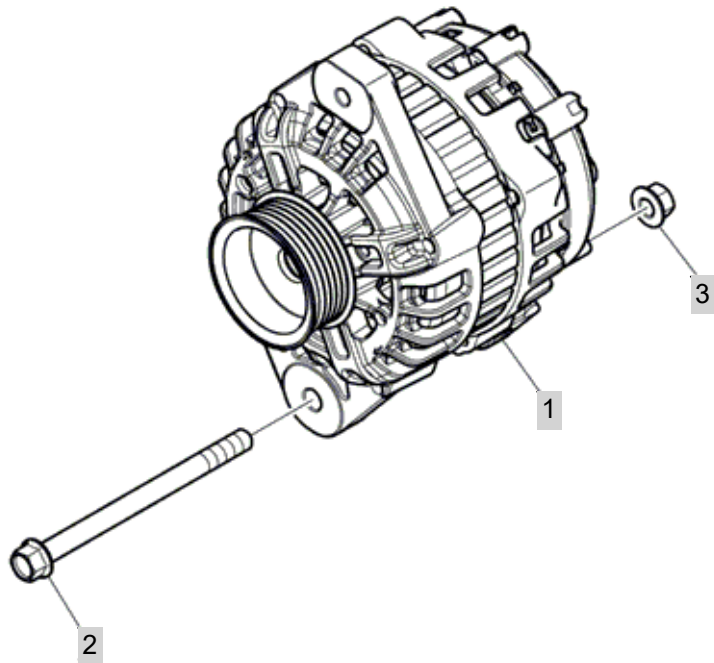
FIG 137

T1054SC

ALTERNATOR

년/월  
Year/Month

2020.11



NOTE



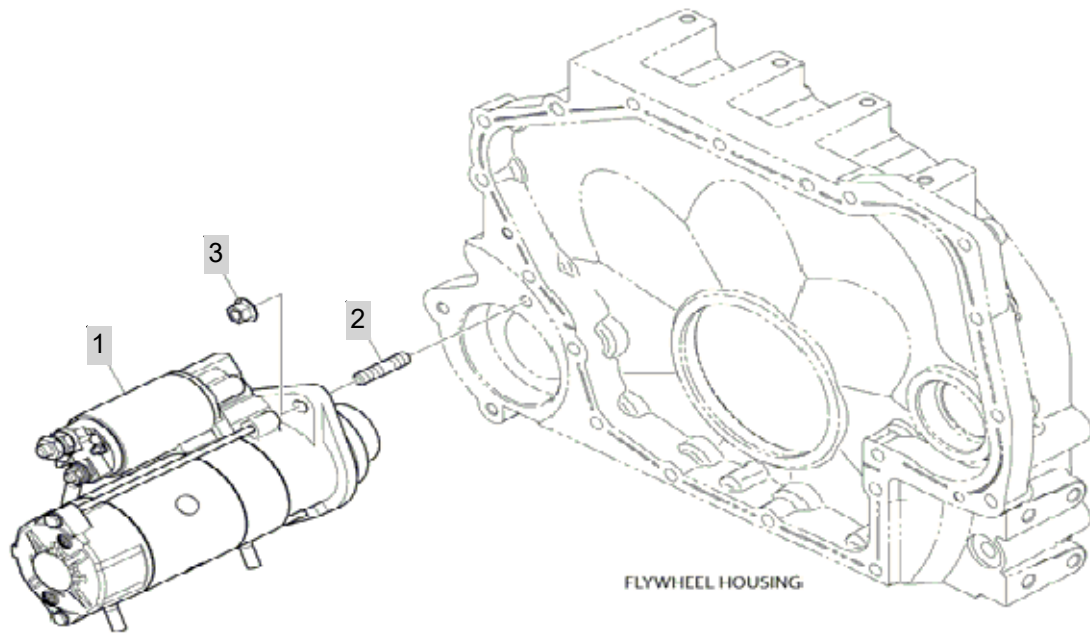
FIG 138

T1054SC

STARTER

년/월  
Year/Month

2020.11



NOTE



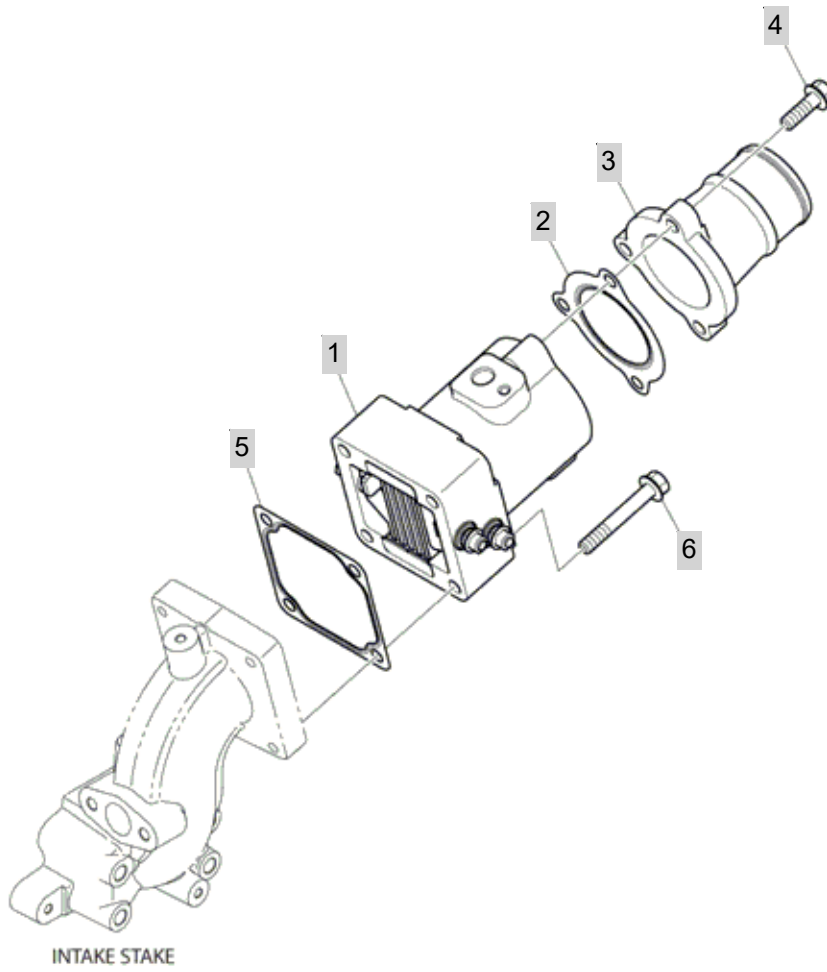
FIG 139

T1054SC

AIR HEATER ASSY

년/월  
Year/Month

2020.11



NOTE



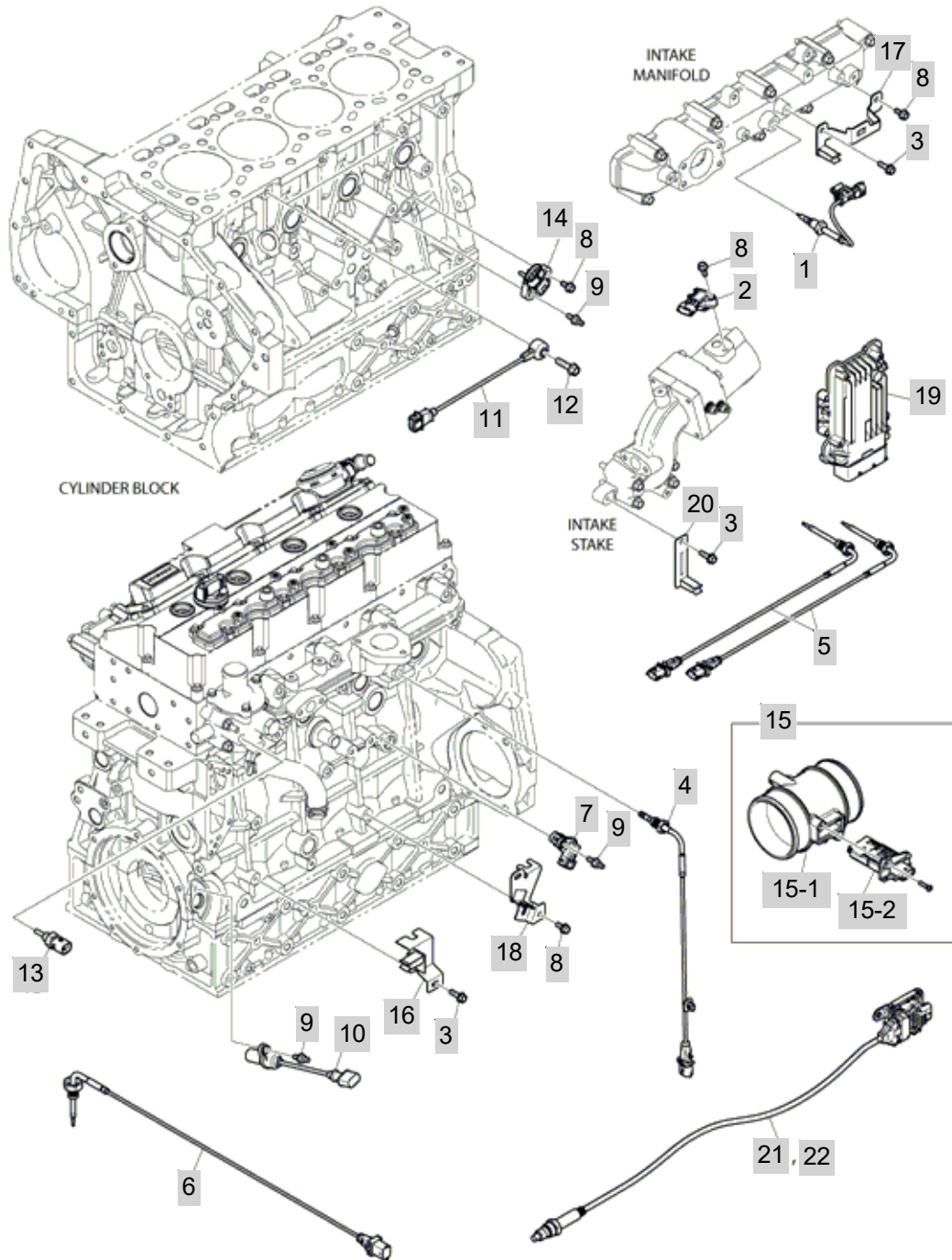
FIG 140

SENSOR ASSY

년/월  
Year/Month

2020.11

T1054SC



NOTE





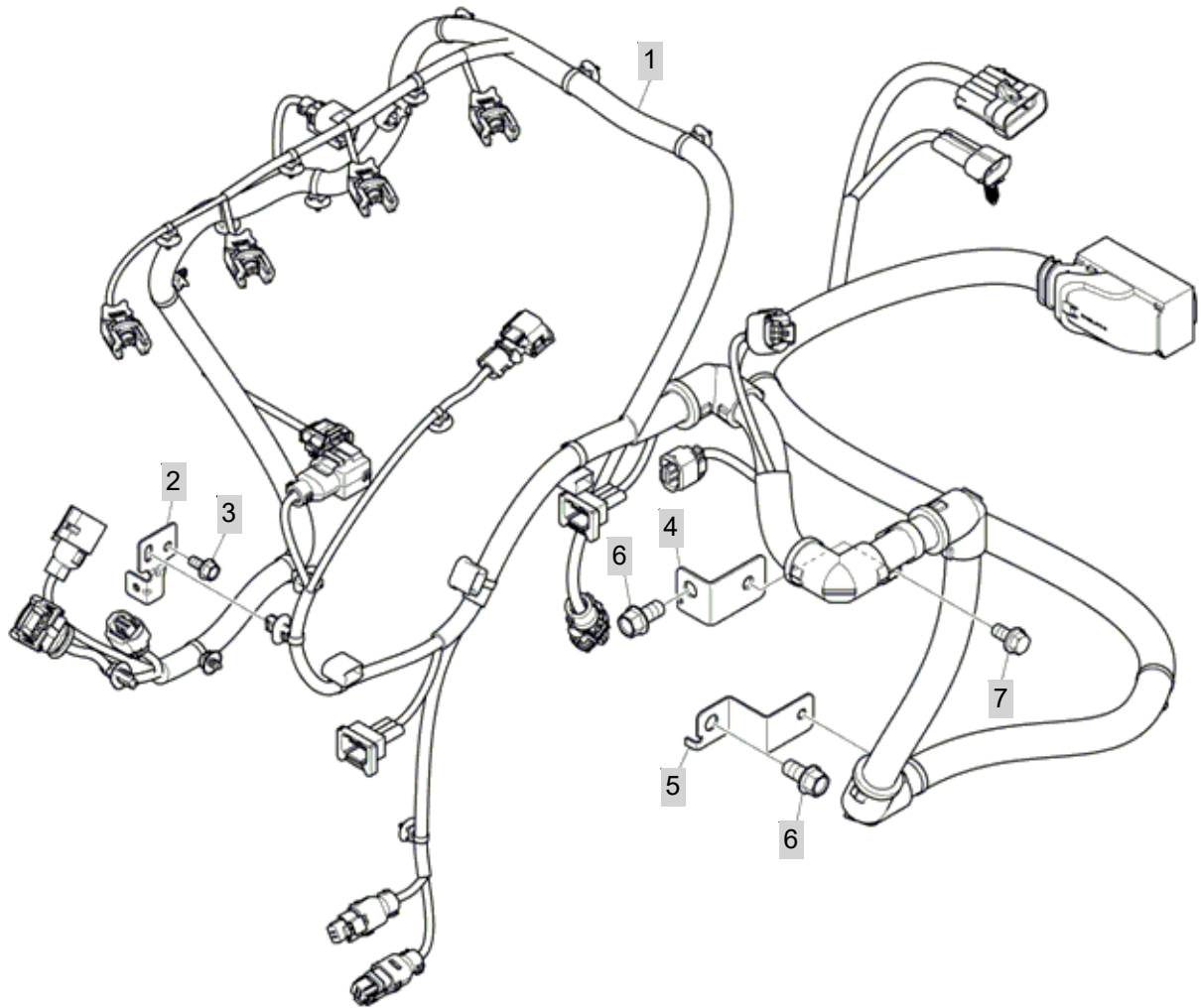
FIG 141

T1054SC

ENGINE HARNESS ASSY

년/월  
Year/Month

2020.11



NOTE



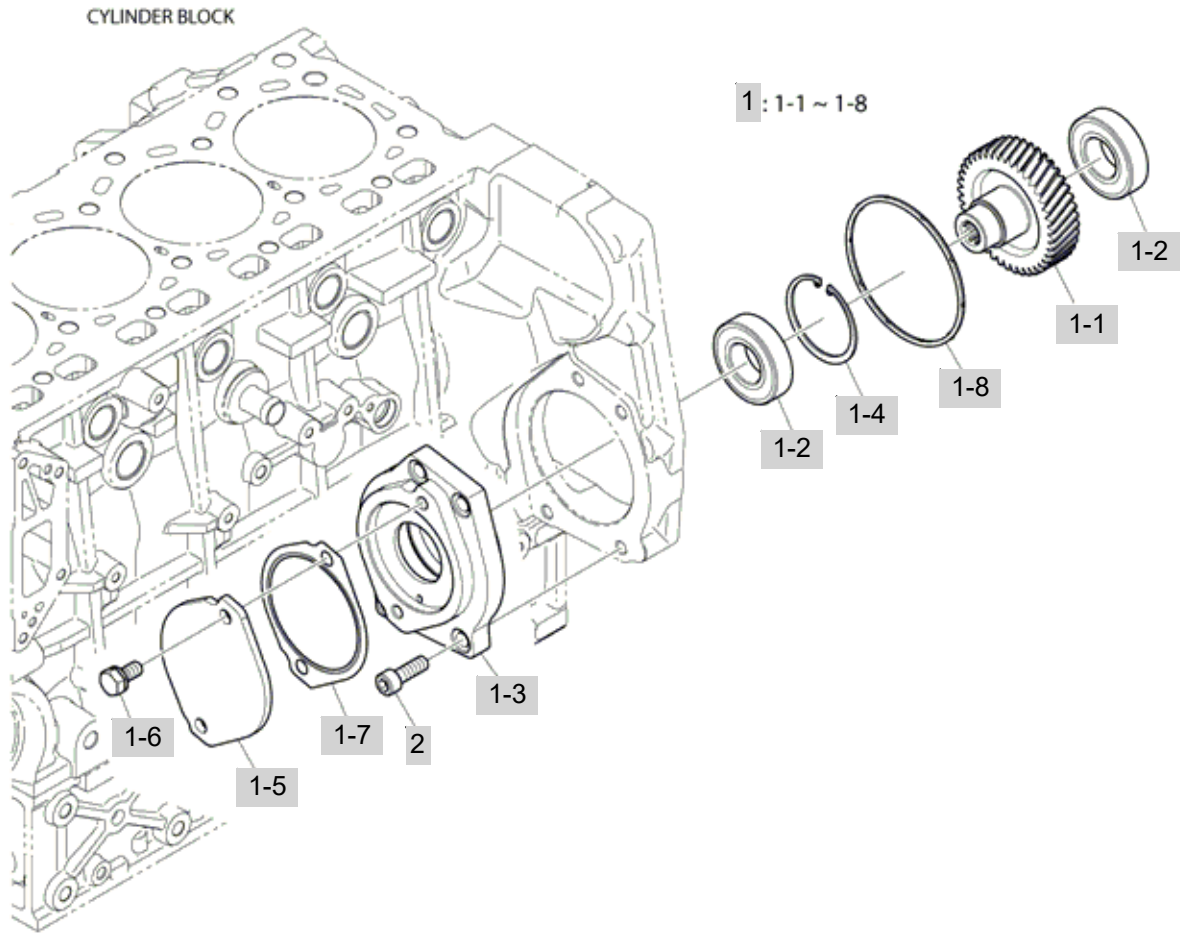
FIG 142

T1054SC

PTO ASSY

년/월  
Year/Month

2020.11



NOTE



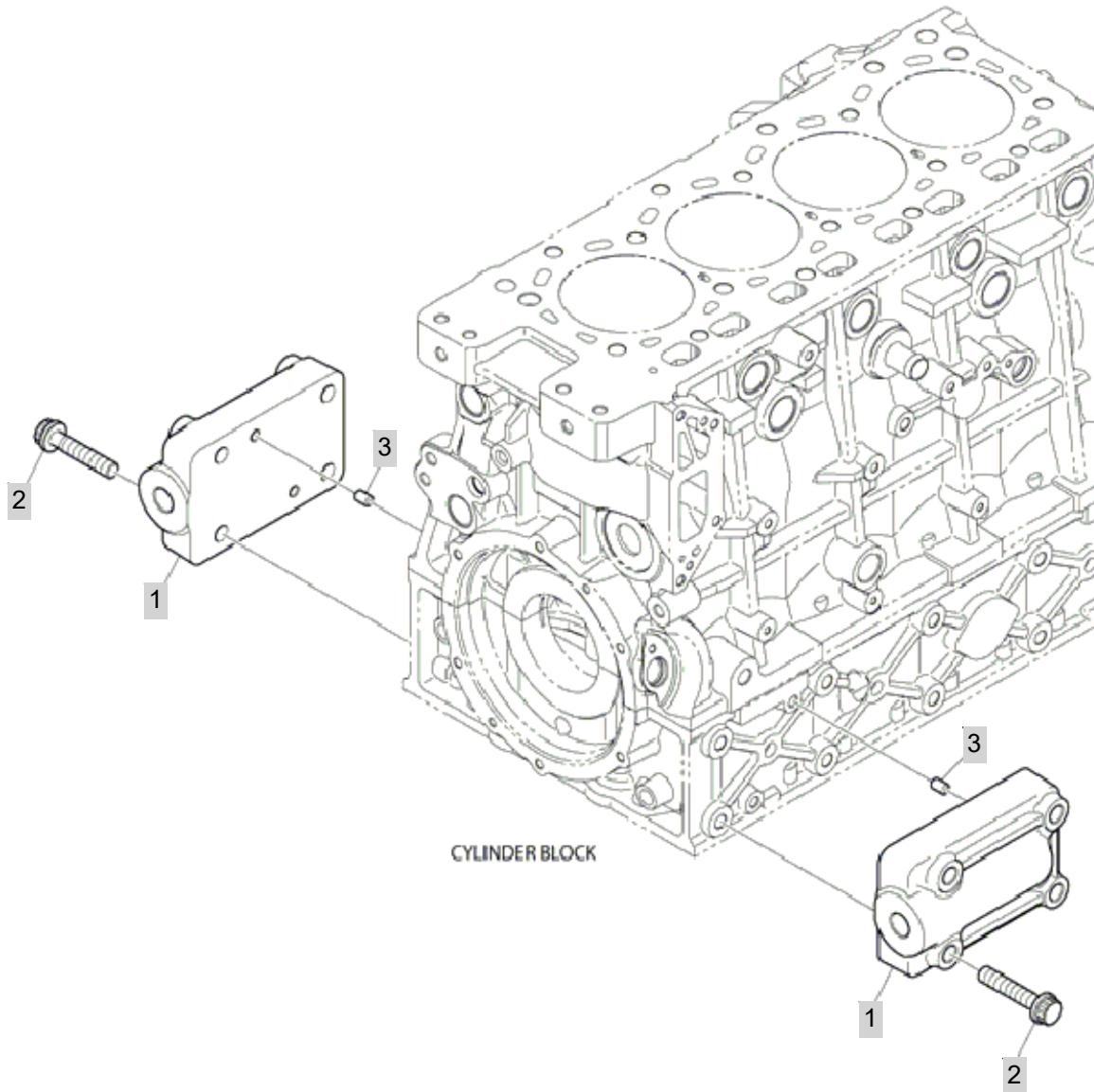
FIG 143

T1054SC

MOUNTING BRACKET

년/월  
Year/Month

2020.11



NOTE



## Z. ENGINE ACCESSORIES & CONTROL PART NO.

### T1054SC-C2

FIG 201 AIR CLEANER	96
FIG 202 RADIATOR	98
FIG 203 EXHAUST PIPE	101
FIG 205 FUEL TANK & FUEL LINES	103
FIG 206 CABLE, THROTTLE & ACCELERATOR ASSY	105
FIG 207 INTERCOOLER	107

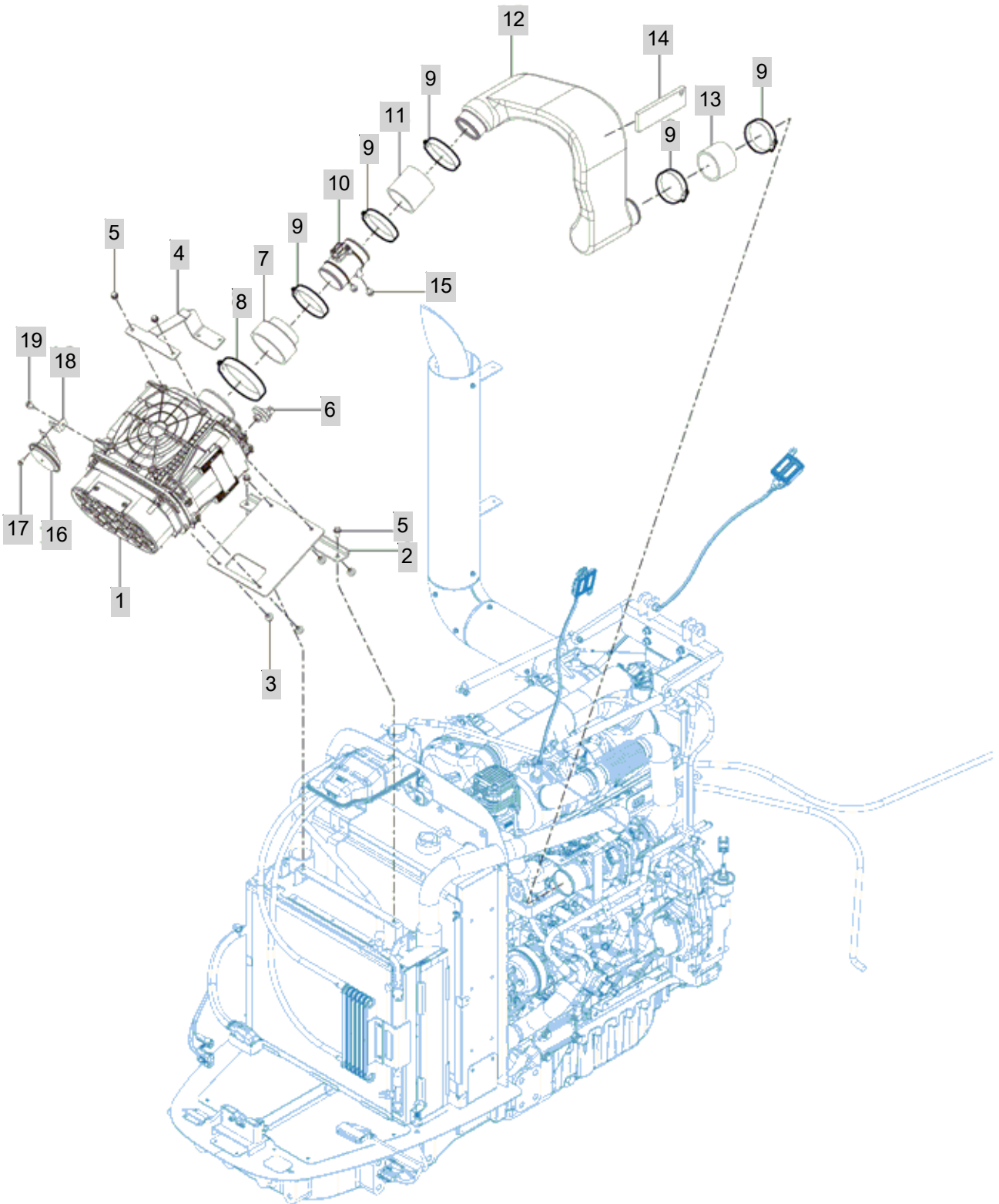
FIG 201

T1054SC

AIR CLEANER

년/월  
Year/Month

2020.11



NOTE





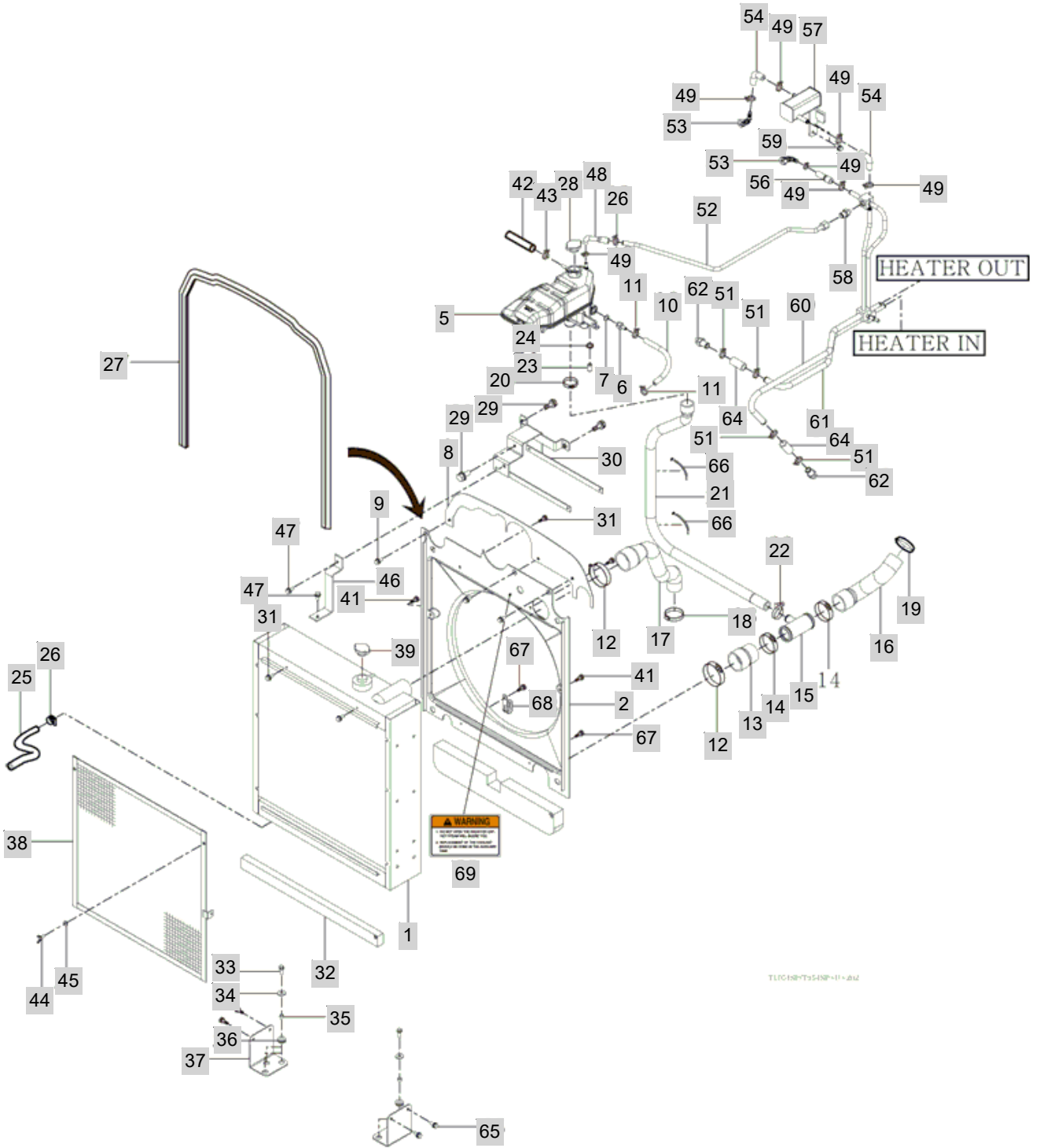
FIG 202

T1054SC

RADIATOR

년/월  
Year/Month

2020.11



NOTE

FIG 202		RADIATOR					년/월 Year/Month		
							2020.11		
T1054SC		KEY NO	PART NO	DESCRIPTION	SPEC	QTY	REPAIR	EFFECTIVE DATE	REMARKS
202	1	18711049100	RADIATOR SUB ASSY			1			
202	2	18711042200	SHROUD			1			
202	5	18021041002	RESERVE TANK			1			
202	6	18718200040	NIPPLE , COOLANT VANT M14			1			
202	7	18021020140	WASHER , GASKET M14			1			
202	8	18711046100GB	PLATE COMP , SEAL D			1			
202	9	V2123606016	BOLT , HEX /SP	M6X16		3		20081128	
202	10	18711101600	HOSE , ID8X250			1			
202	11	37481850030	BAND , HOSE 18.5	1/2 3/4		1		20120105	
202	12	14885050150	CLIP, HOSE			2		20030401	
202	13	18711040600	HOSE , RADIATOR OUTLET A			1			
202	14	14151030030	호스클램프,워엄(65)			2		20100402	
202	15	18711045500	PIPE COMP , COOLANT JOINT			1			
202	16	18711040700	HOSE , RADIATOR OUTLET B			1			
202	17	18711040500	HOSE , RADIATOR INLET			1			
202	18	14241010040	CLIP , 45	D=45		4		20100402	
202	19	14271010220	CLAMP , (50)	1X1X1		0		20101027	
202	20	14321018620	CLAMP , 75	D=75		1		20101027	
202	21	18711040800	HOSE , COOLANT ID22			1			
202	22	36503050020	CLAMP , HOSE			1		20100616	
202	23	12651040300	CAP , RADIATOR	1X1X1		1		20120105	
202	24	37481850030	BAND , HOSE 18.5	1/2 3/4		1		20120105	
202	25	18711101800	HOSE , ID8X450			1			
202	26	37481850030	BAND , HOSE 18.5	1/2 3/4		1		20120105	
202	27	18711040320	INSULATOR 2120			1			
202	28	13011042110	RADIATOR CAP	1X1X1		1			
202	29	V2193606020	BOLT , HEX/SPL	M6X20		3			
202	30	18711071600GB	BRACKET COMP , RESERVER TANK			1			
202	31	V2193606020	BOLT , HEX/SPL	M6X20		4			
202	32	18711120060	NISULATOR RR600			1			
202	33	V2173608025	BOLT , HEX/S	M8X25		6		20050201	
202	34	35602010150	WASHER , BIND SHAFT	T=2.3		0		20100402	
202	35	15991040050	COLLAR , 08X12X08	12X1.8		0		20100402	
202	36	13012060070	RUBBER ,8.5X30X5	1X1X1		2		20120105	
202	37	18711052901GB	BKT , RADIATOR FIX/LOW			2			
202	38	18711042301GB	NET COMP , RADIATOR			1			
202	39	18021042110	CAP ASSY OKPa			1			
202	41	V2183608016	BOLT , HEX/SP	M8X16		2		20081224	
202	42	18711101700	HOSE , ID8X350			1			
202	43	37481850030	BAND , HOSE 18.5	1/2 3/4		1		20120105	
202	44	V2712608015	BOLT , WING	M8X15		1			
202	45	V4111600080	WASHER , PLAIN	M8		1		20081201	
202	46	18711046701GB	BKT , RADIATOE FIX/UPER			1			
202	47	V2183608016	BOLT , HEX/SP	M8X16		2		20081224	
202	48	18711041300	COOLANT AIR VENT HOSE			1			
NOTE									



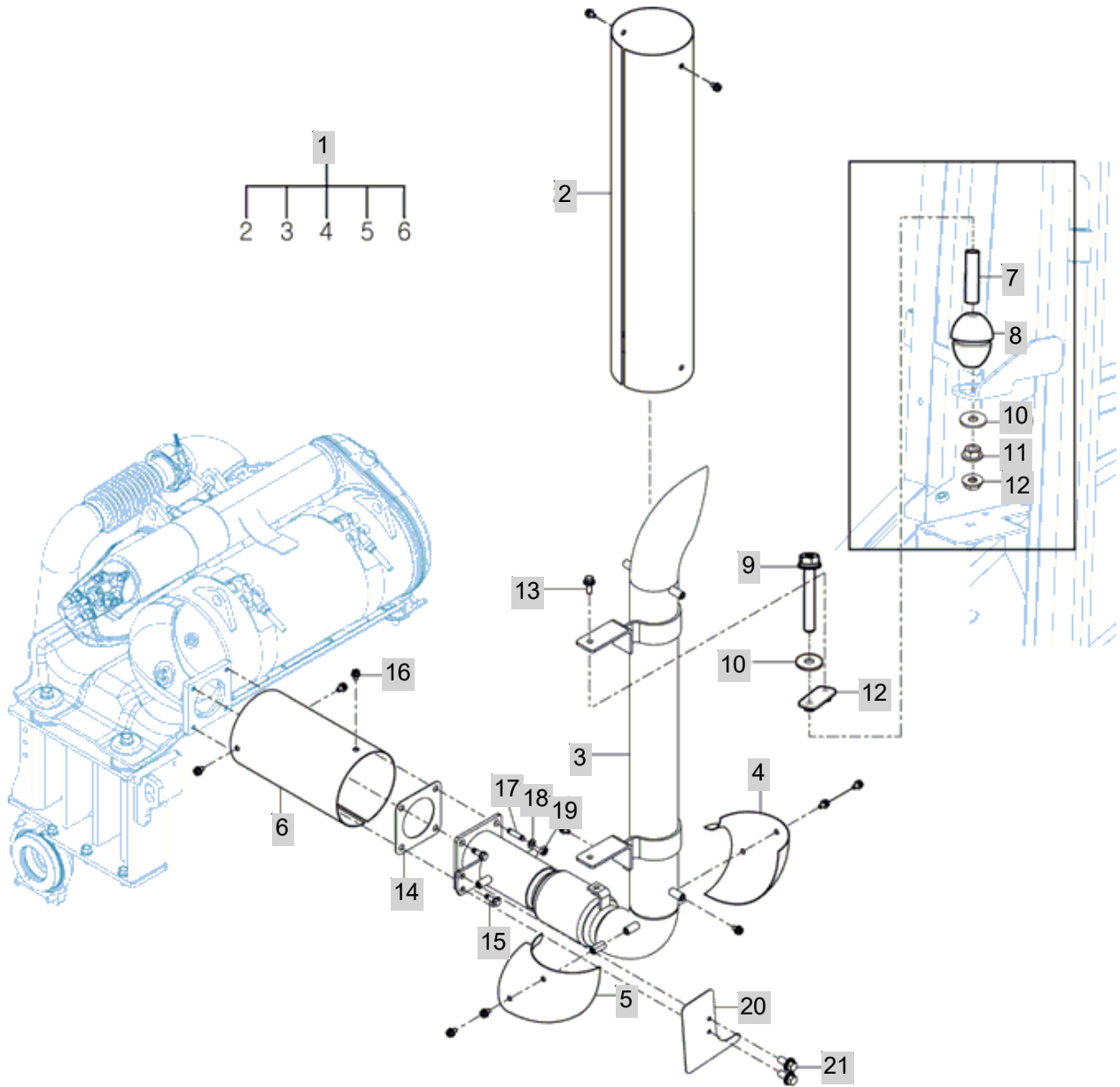
FIG 203

T1054SC

EXHAUST PIPE

년/월  
Year/Month

2020.11



T1054SU795402-1-000

NOTE



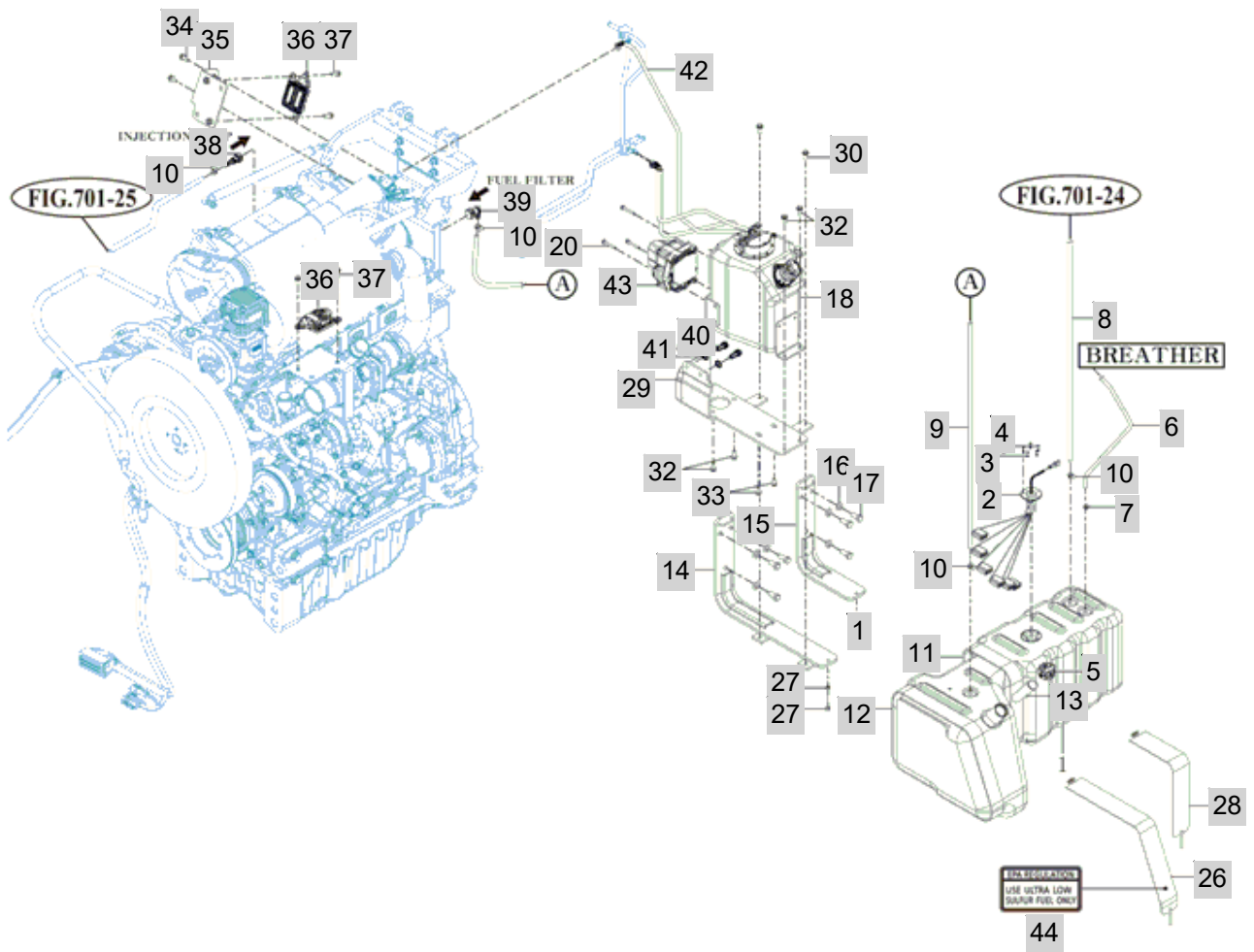
FIG 205

FUEL TANK & FUEL LINES

년/월  
Year/Month

T1054SC

2020.11



NOTE

FIG 205		FUEL TANK & FUEL LINES					년/월 Year/Month	
							2020.11	
T1054SC								
KEY NO	PART NO	DESCRIPTION		SPEC	QTY	REPAIR	EFFECTIVE DATE	REMARKS
205	1	18711112100	FUEL TANK COMP			1		
205	2	18711112200	GAUGE , FUEL			1		
205	3	V4011600050	WASHER , SPRING		M5	5	20081024	
205	4	V3012600050	NUT , HEX/2		M5	5		
205	5	19143102200	CAP ASSY , FUEL		7.5X7.5X3.1	1		
205	6	19141110020	HOSE , BREATHER/650		1X1X1	1		
205	7	37481850030	BAND , HOSE 18.5		1/2 3/4	1	20120105	
205	8	18711112300	HOSE , FUEL/FKM2000			1		
205	9	18711112400	HOSE , FUEL/FKM1500			1		
205	10	37481850030	BAND , HOSE 18.5		1/2 3/4	1	20120105	
205	11	18711112700	SPONGE , 1140			1		
205	12	18711112600	SPONGE , 1570			1		
205	13	18711112500	FILTER , FUEL TANK			1		
205	14	18711113101GB	BRACKET COMP , FUEL TANK/ER			1		
205	15	V4011600160	WASHER , SPRING		M16	1	20081226	
205	16	V2014616035	BOLT , HEX		M16X35	6		
205	17	18711113200GB	BRACKET COMP , FUEL TANK/RR			6		
205	18	18711122001	UREA TANK ASSY			1		
205	20	V2173608060	BOLT , HEX/S		M8X60	3		
205	26	18711114100GB	TANK BAND COMP , FUEL TANK/RR			1		
205	27	V3043600100	NUT , HEX/2		M10	2	20030401	
205	28	18711114200GB	TANK BAND COMP , FUEL TANK/RR			1		
205	29	18711113301GB	BRACKET COMP , UREA TANK			1		
205	30	V2183610035	BOLT , HEX/SP		M10X35	2		
205	32	V2183610030	BOLT , HEX/SP		M10X30	4		
205	33	V2183610025	BOLT , HEX/SP		M10X25	2		
205	34	V2183608020	BOLT , HEX/SP		M8X20	2	20081201	
205	35	18711046400GB	BKT , NOx SENSOR			1		
205	36	301308-00454	NOx SENSOR			2		
205	37	V2183608016	BOLT , HEX/SP		M8X16	4	20081224	
205	38	18711101200	QUICK CONNECTOR D8			1		
205	39	18711101100	QUICK CONNECTOR D9.89 ELBOW			1		
205	40	V2173612030	BOLT , HEX/S		M12X30	2		
205	41	V4111600120	WASHER , PLAIN		M12	2	20050901	
205	42	18711122800	UREA HOSE , OUT			1		
205	43	300628-00302	SUPPLY MODULE			3		
205	44	18711201100	LABEL , ULTRA LOW SULFUR			1		
NOTE								



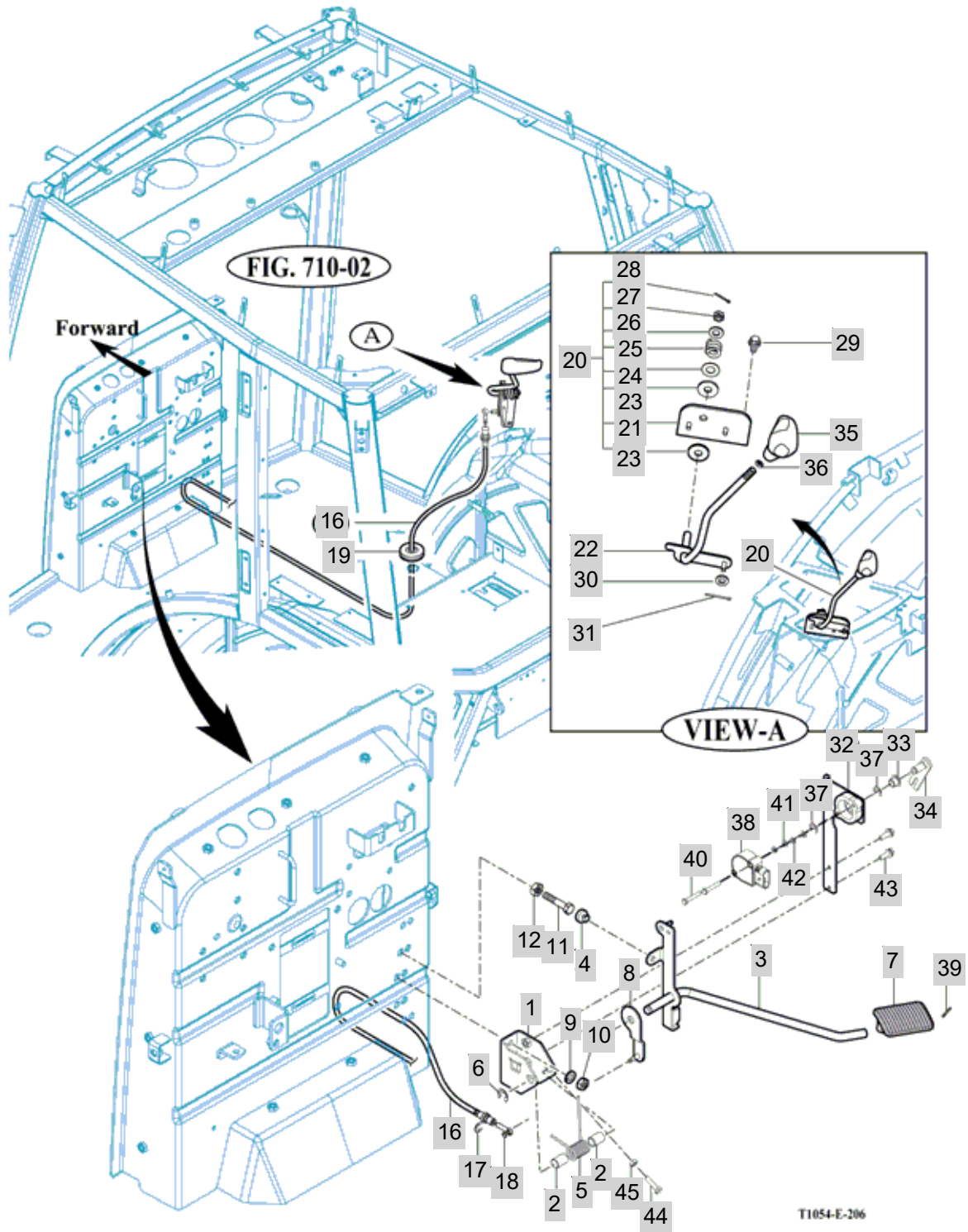
FIG 206

CABLE, THROTTLE & ACCELERATOR ASSY

년/월  
Year/Month

T1054SC

2020.11



NOTE

FIG 206 T1054SC	CABLE, THROTTLE & ACCELERATOR ASSY	년/월 Year/Month
		2020.11

KEY NO	PART NO	DESCRIPTION	SPEC	QTY	REPAIR	EFFECTIVE DATE	REMARKS
206	1	18717552200	PLATE COMP , SUPPORT				
206	2	36504400140	BUSH , 12X14X20	12X14X20		20100108	
206	3	18717552100GB	PEDAL COMP , ACCELERATOR				
206	4	13156032121	RUBBER	1X1X1			
206	5	19027552020	SPRING , ACCEL	D=2.9			
206	6	V7081400100	E-RING	10			
206	7	19027552031	PEDAL , ACCEL	1X1X1			
206	8	19027552300	PLATE COMP	1X1X1			
206	9	V4011600080	WASHER , SPRING	M8		20081201	
206	10	V3042600080	NUT , HEX/2	M8		20081201	
206	11	V2013608040	BOLT , HEX	M8X40			
206	12	V3042600080	NUT , HEX/2	M8		20081201	
206	16	19027553201	CABLE ASSY , HAND THROTTLE	1X1X1			
206	17	V7081400080	E-RING	8			
206	18	V7081400040	E-RING	4			
206	19	19027553230	GROMMET , CABLE/D8	1X1X1			
206	20	19157553000	ACCELERATOR ASSY	1X1X1			
206	21	13151163100GB	BRACKET COMP , ACCELERATOR	1X1X1			
206	22	19157553100GB	LEVER COMP , THROTTLE	1X1X1			
206	23	15965120021	LINING , 11X30X03	T=3			
206	24	36104400180	WASHER	T=1.0			
206	25	14041170080	SPRING , COMPRESSION 22	D=5			
206	26	V4111600100	WASHER , PLAIN	M10		20081201	
206	27	V3232600100	NUT , HEX SLOT & CASTLE	M10			
206	28	V5001925020	PIN D2.5x20	2.5X20		20081201	
206	29	V2183608020	BOLT , HEX/SP	M8X20		20081201	
206	30	V4111600060	WASHER , PLAIN	M6		20081201	
206	31	V5001920020	PIN , SPLIT	2X20		20040501	
206	32	18717552400	PLATE COMP , SENSOR				
206	33	15645120010	BUSH , 10X18X10	80F-1010		20110113	
206	34	18717552500	SHAFT COMP , ARM				
206	35	19157553300	KNOB COMP , HAND THROTTLE	1X1X1		20081128	
206	36	19027010010	NUT , HEX FINE/2	M10			
206	37	V7081400080	E-RING	8			
206	38	17466462500	THROTTLE SENSOR ASSY				
206	39	V5001925025	PIN , SPLIT	2.5X25			
206	40	V1112605030	SCREW , C/R PAN	M5X30		20070809	
206	41	V4111600050	WASHER , PLAIN	M5			
206	42	V4011600050	WASHER , SPRING	M5		20081024	
206	43	V2123606020	BOLT , HEX /SP	M6X20			
206	44	V2003606025	BOLT , HEX	M6X25			
206	45	V3012600060	NUT .HEX NORMAL /2	M6		20081101	

NOTE

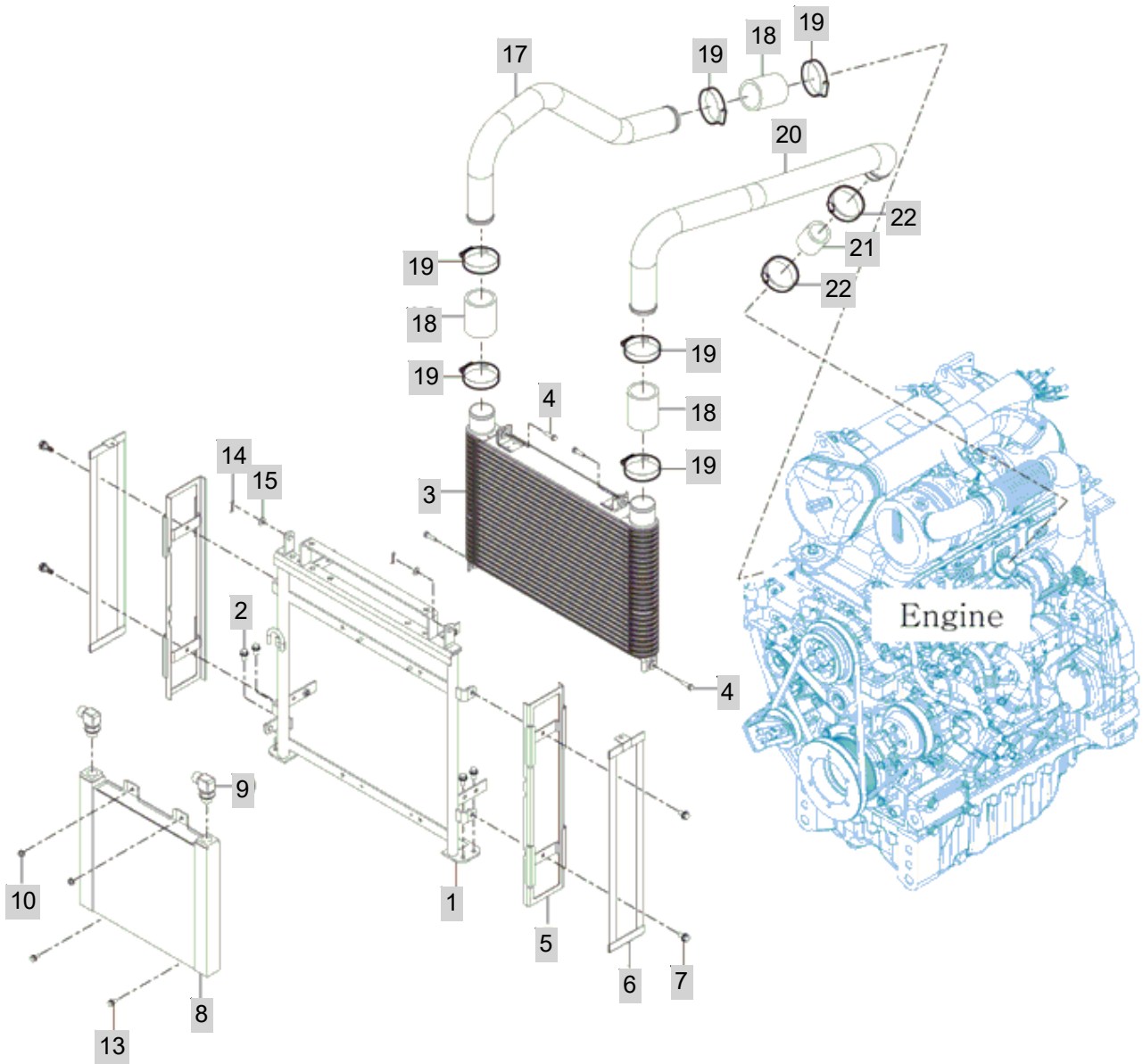
FIG 207

INTERCOOLER

년/월  
Year/Month

2020.11

T1054SC



NOTE



### 3. CLUTCH, BRAKE, STEERING PART NO. T1054SC-C3

FIG 301 DAMPER FLANGE ASSY	110
FIG 302 CASE SUB ASSY, BRAKE	112
FIG 303A BRAKE PIPES	114
FIG 303B BRAKE	116
FIG 304 FRONT WHEEL	118
FIG 305 REAR WHEEL	120
FIG 306 STEERING WHEEL ASSY	122
FIG 307 POWER STEERING VALVE	124
FIG 308 POWER STEERING CYLINDER	126
FIG 309 SUB CLUTCH PEDAL	128
FIG 310 HAND BRAKE SUB	130
FIG 311 DIFF-LOCK PEDAL	132

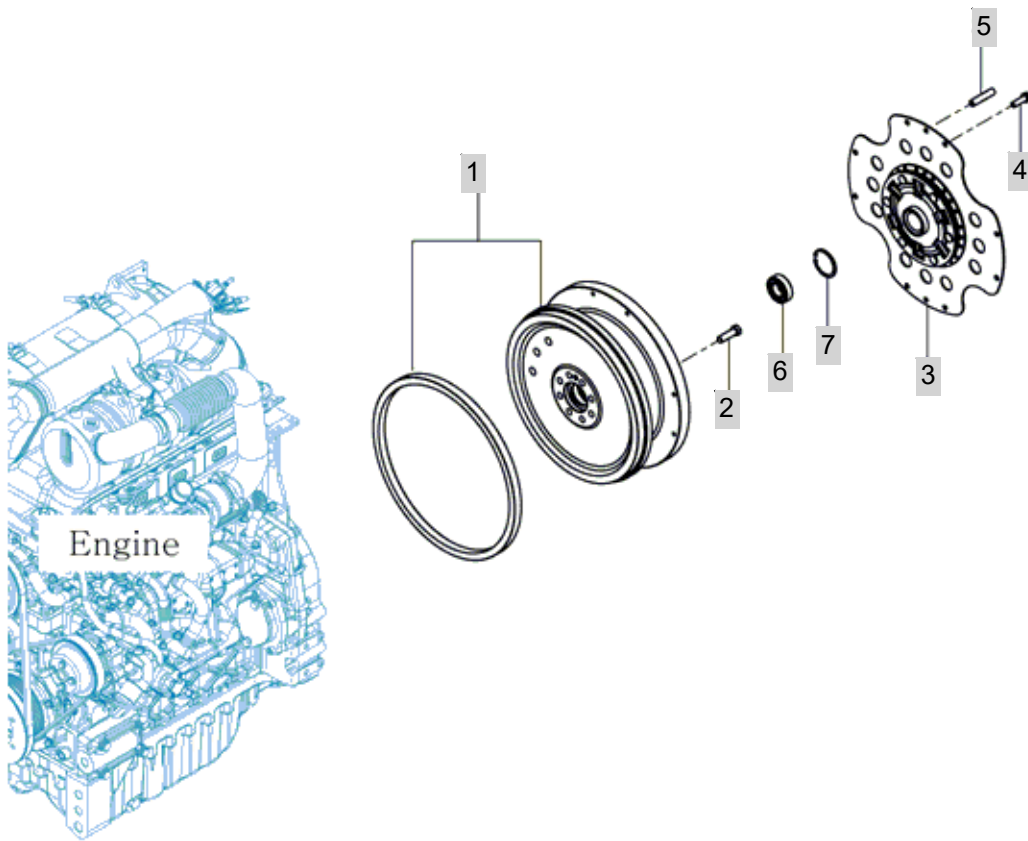
FIG 301

T1054SC

DAMPER FLANGE ASSY

년/월  
Year/Month

2020.11



NOTE

FIG 301		DAMPER FLANGE ASSY						년/월 Year/Month	
T1054SC								2020.11	
KEY NO	PART NO	DESCRIPTION	SPEC	QTY	REPAIR	EFFECTIVE DATE	REMARKS		
301	1	18711020100	FLYWHEEL ASSY		1				
301	2	18711210011	FLYWHEEL BOLT M12X55XP1.5		8				
301	3	19021202303	DAMPER FLANGE ASSY	365X365X40	1				
301	4	V2173608020	BOLT , HEX/S	M8X20	1	20120501			
301	5	V5211008016	PIN , PARALLEL/B	8X16	2				
301	6	V6001506205	BEARING , BALL	6205DD	1				
301	7	V7051400520	C-RING , HOLE	52	1				
NOTE									

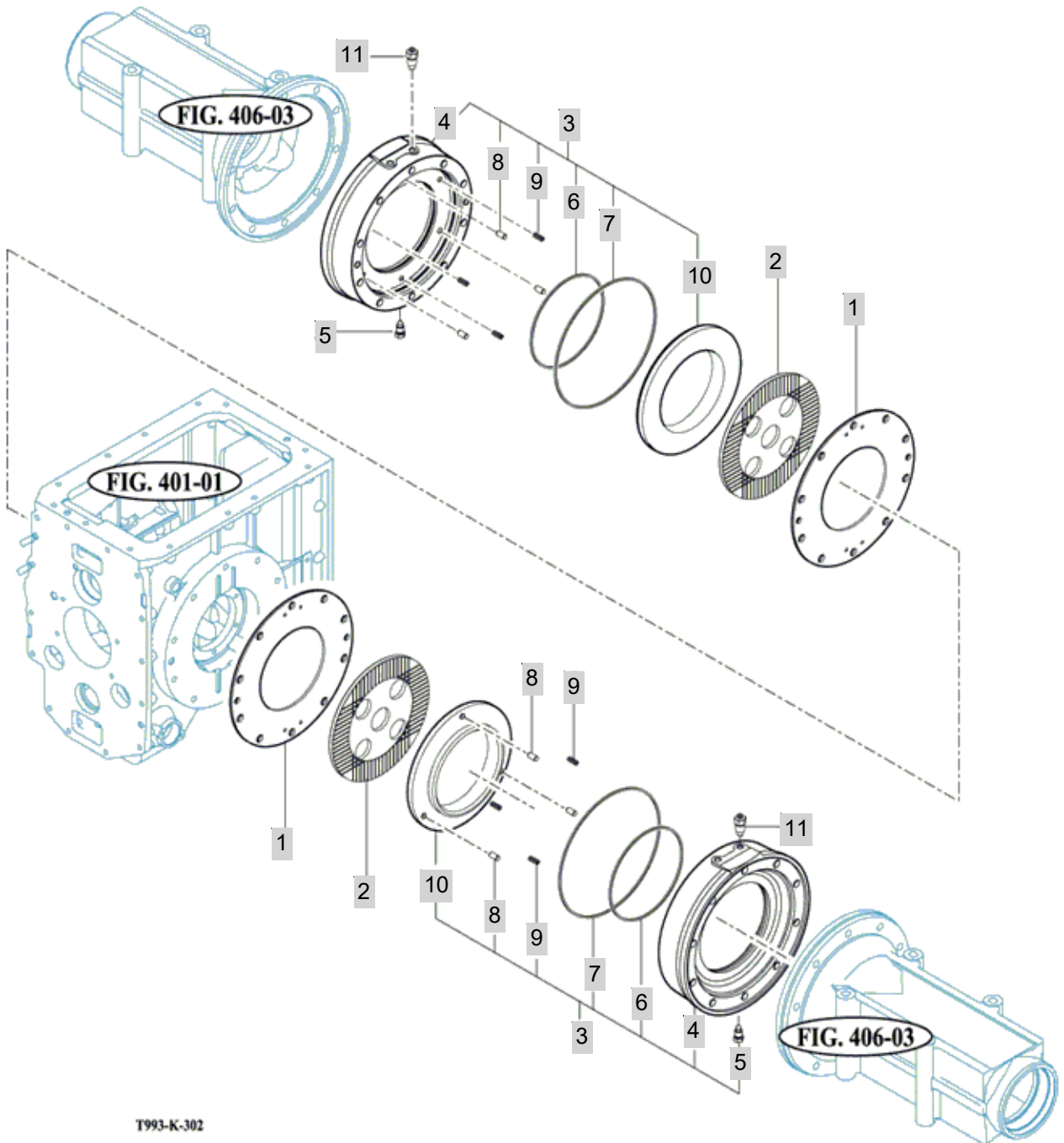
FIG 302

T1054SC

CASE SUB ASSY, BRAKE

년/월  
Year/Month

2020.11



T993-K-302

NOTE





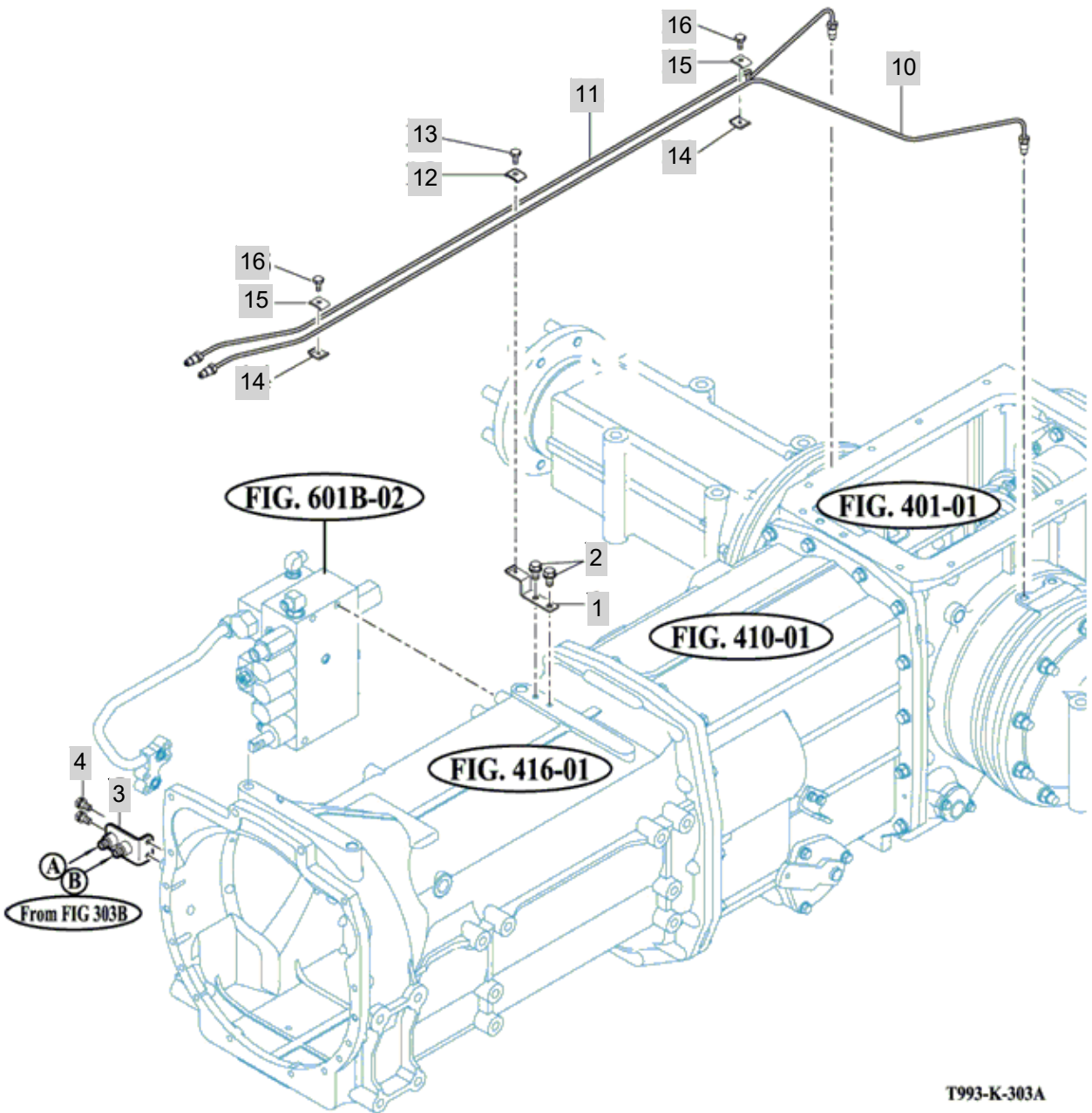
FIG 303A

T1054SC

BRAKE PIPES

년/월  
Year/Month

2020.11



NOTE



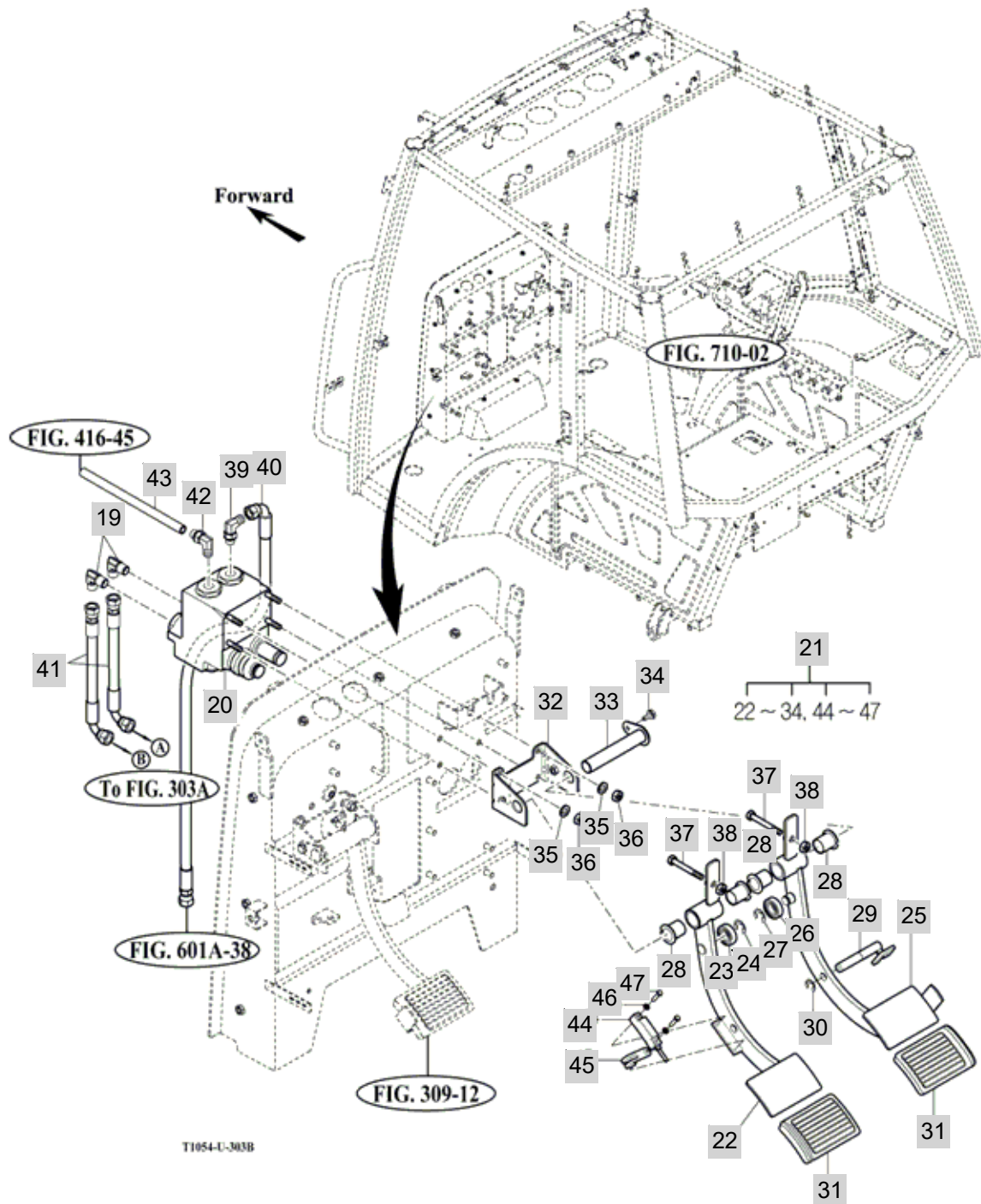
FIG 303B

BRAKE

년/월  
Year/Month

T1054SC

2020.11



NOTE



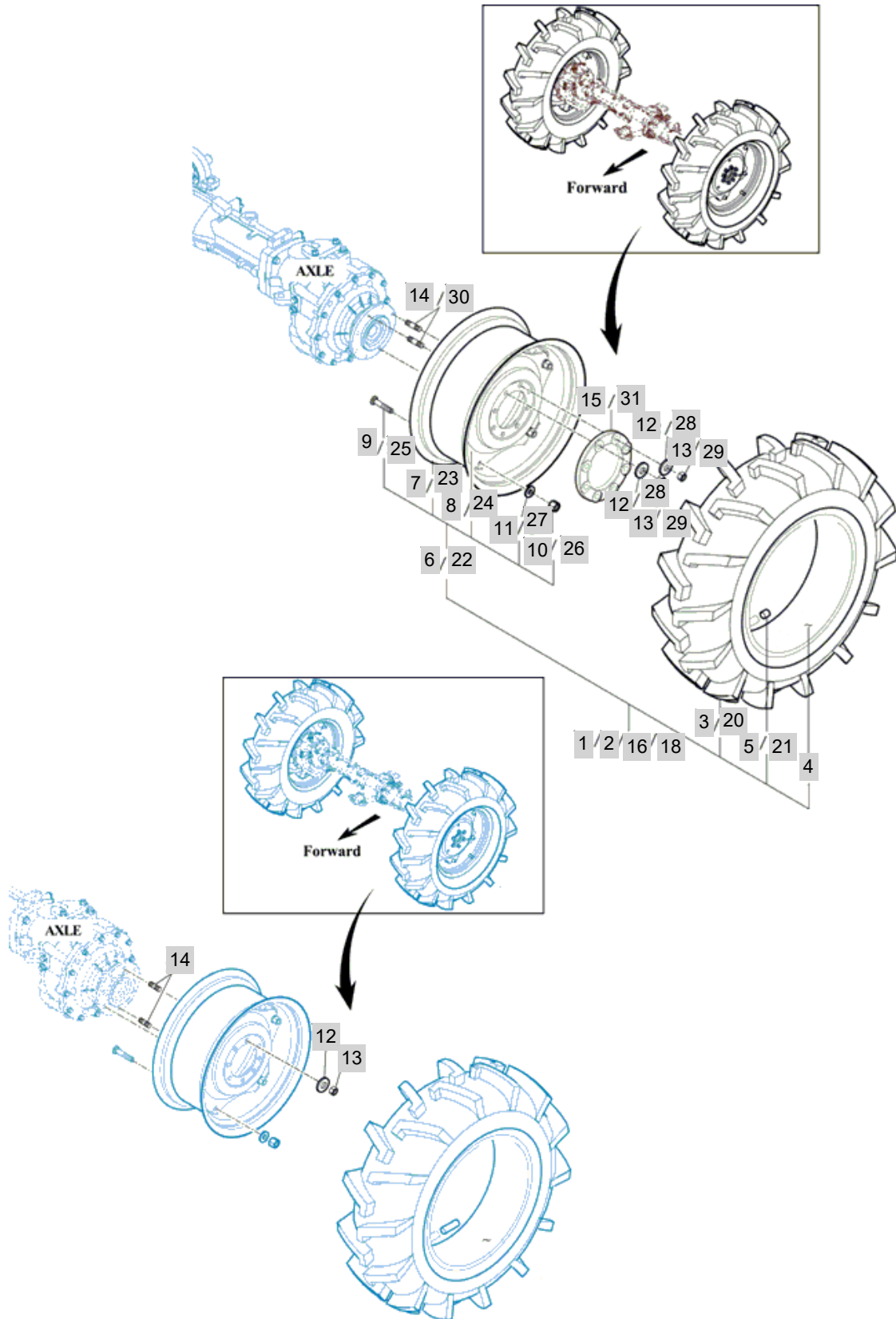
FIG 304

FRONT WHEEL

년/월  
Year/Month

2020.11

T1054SC



NOTE

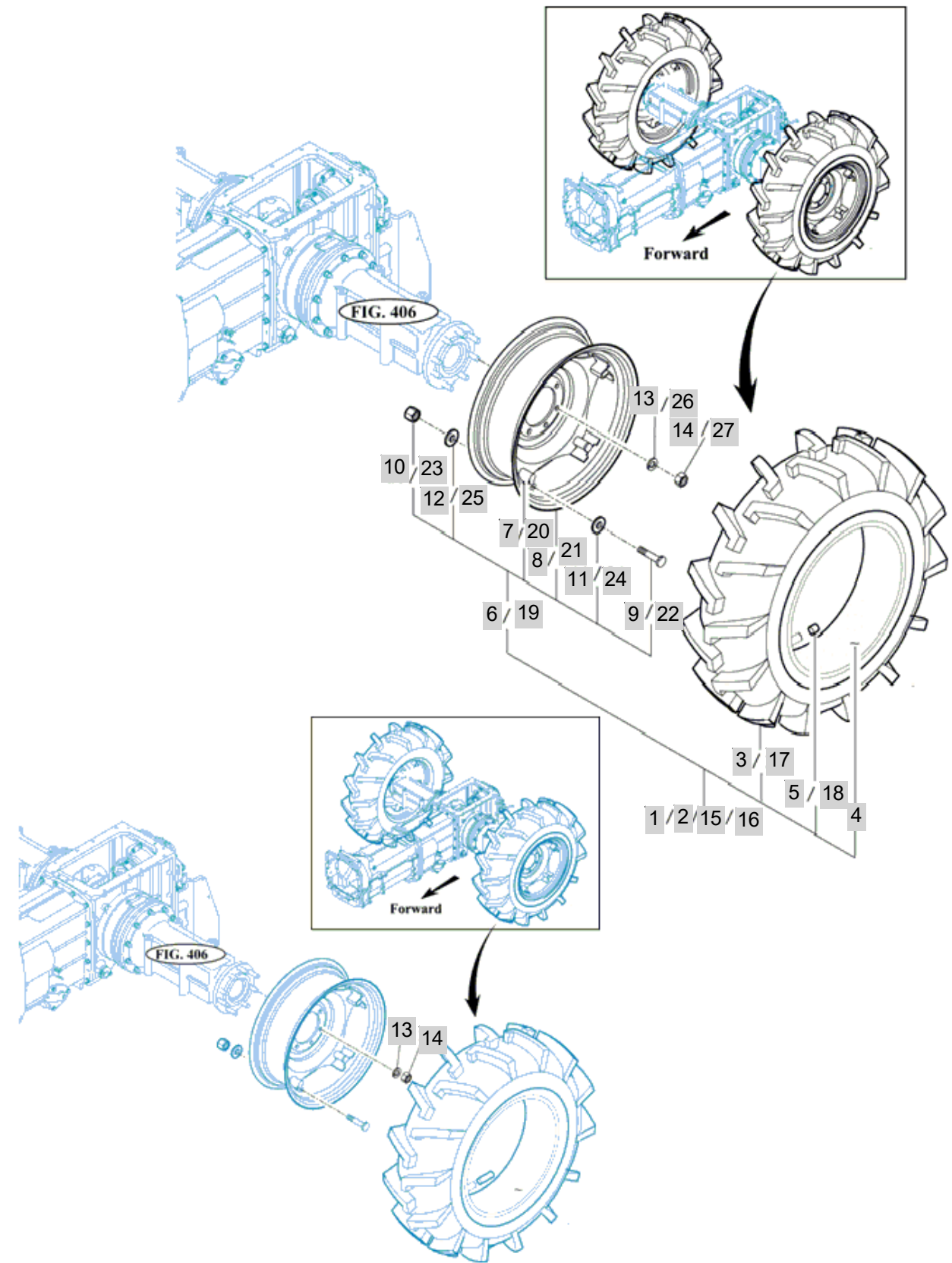


FIG 305

REAR WHEEL

년/월  
Year/Month

2020.11



NOTE





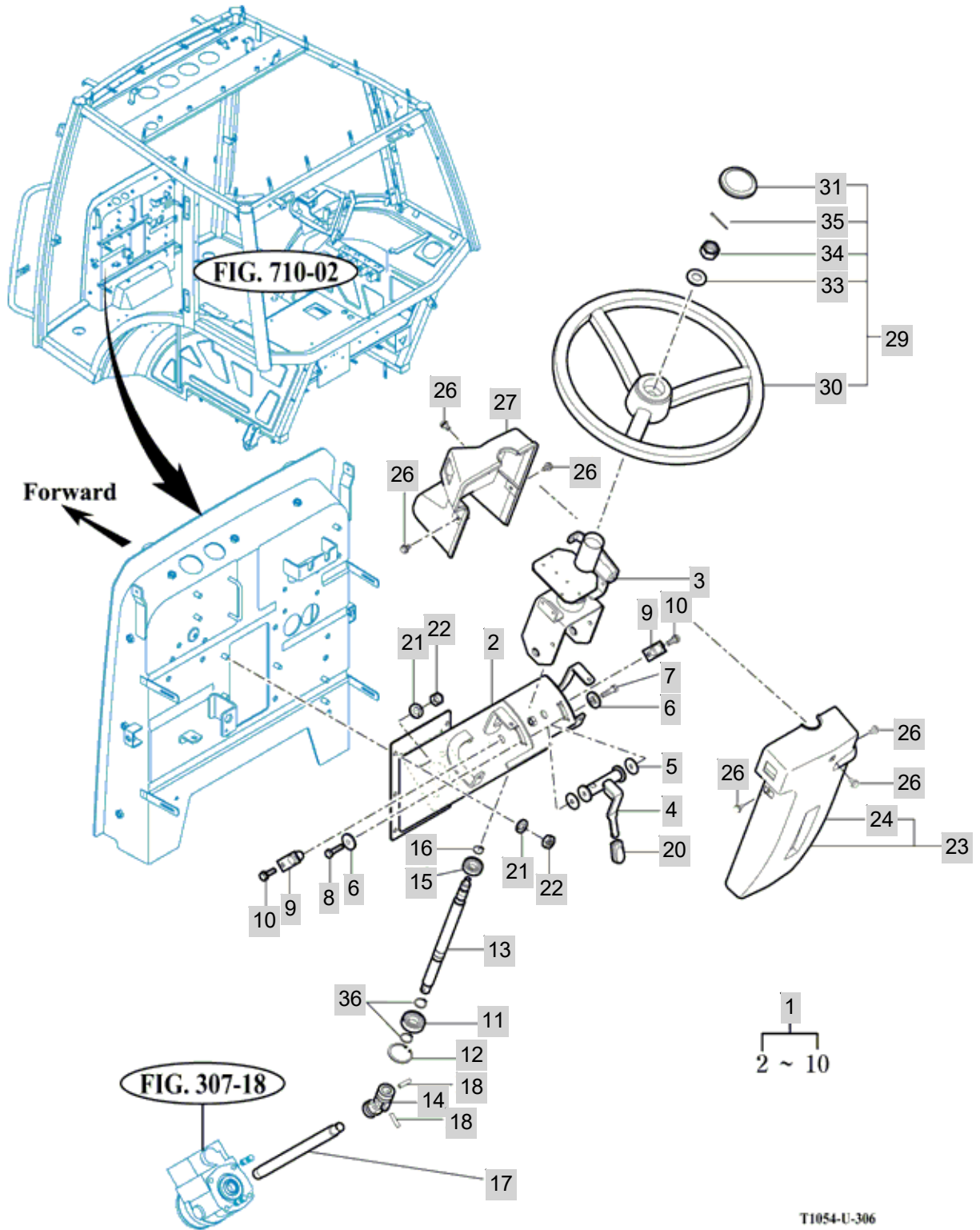
FIG 306

STEERING WHEEL ASSY

년/월  
Year/Month

2020.11

T1054SC



T1054-U-306

NOTE



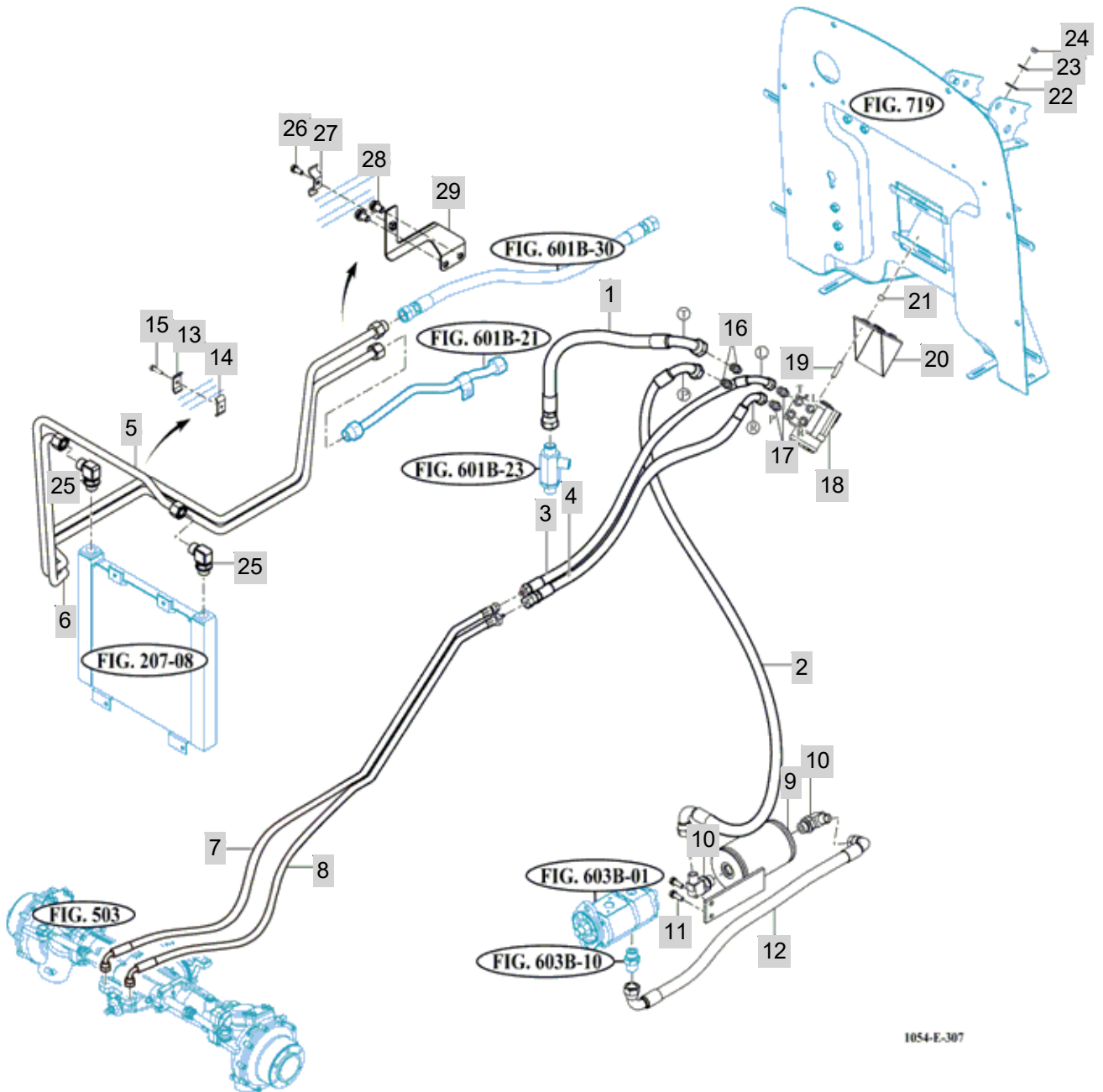
FIG 307

T1054SC

POWER STEERING VALVE

년/월  
Year/Month

2020.11



1054-E-307

NOTE



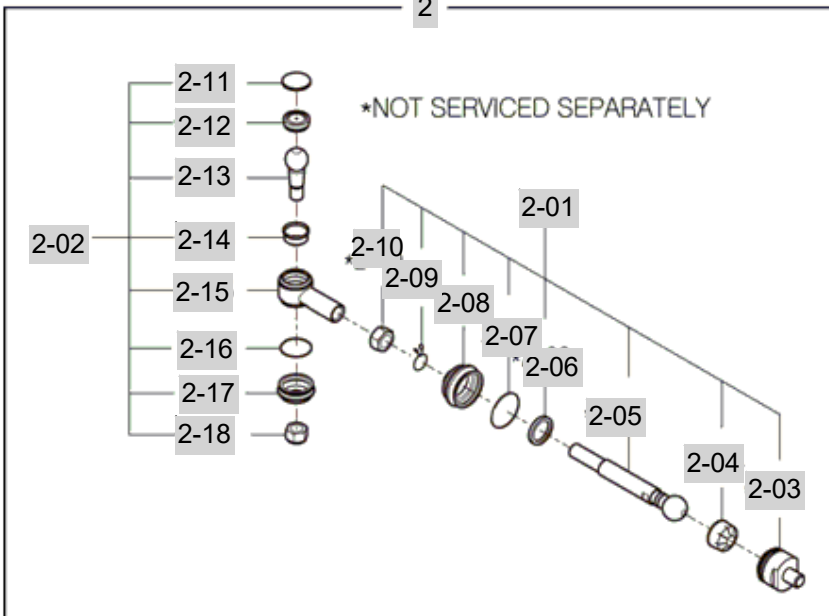
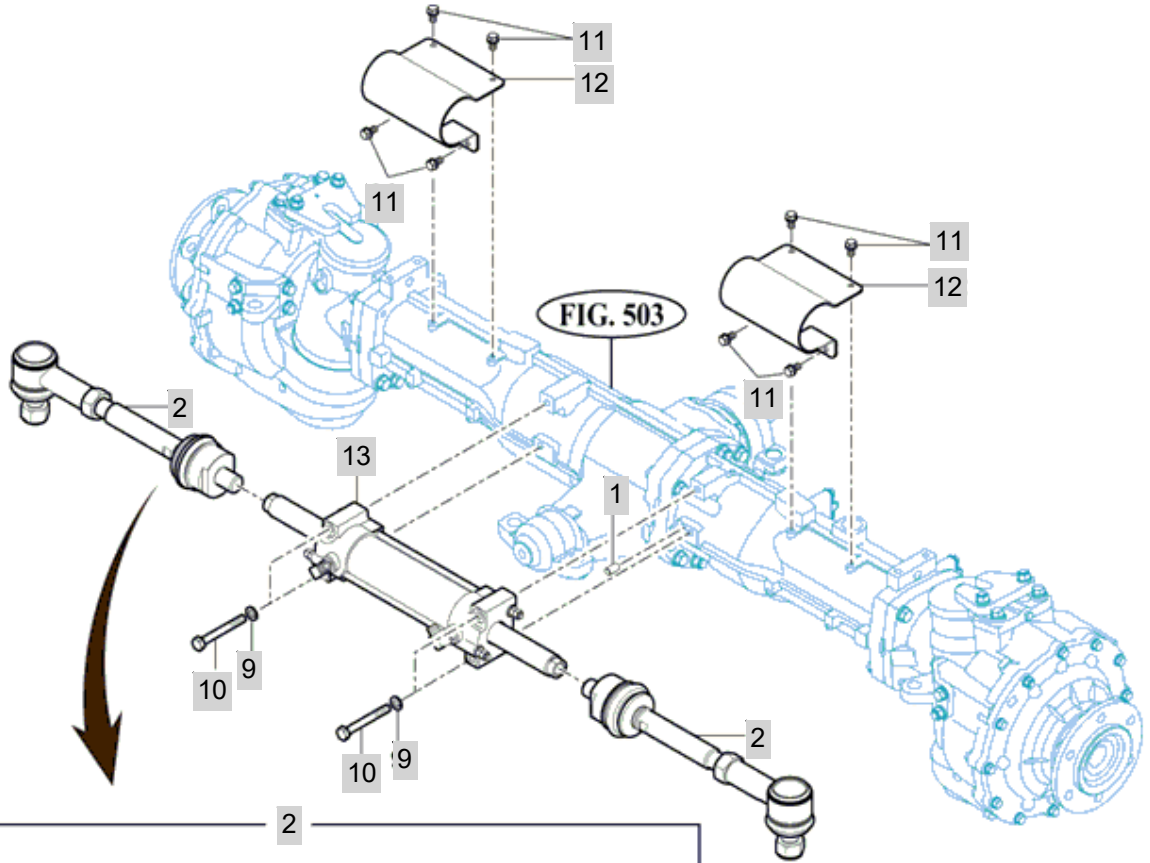
FIG 308

POWER STEERING CYLINDER

년/월  
Year/Month

2020.11

T1054SC



TX1003/903-K-308

NOTE



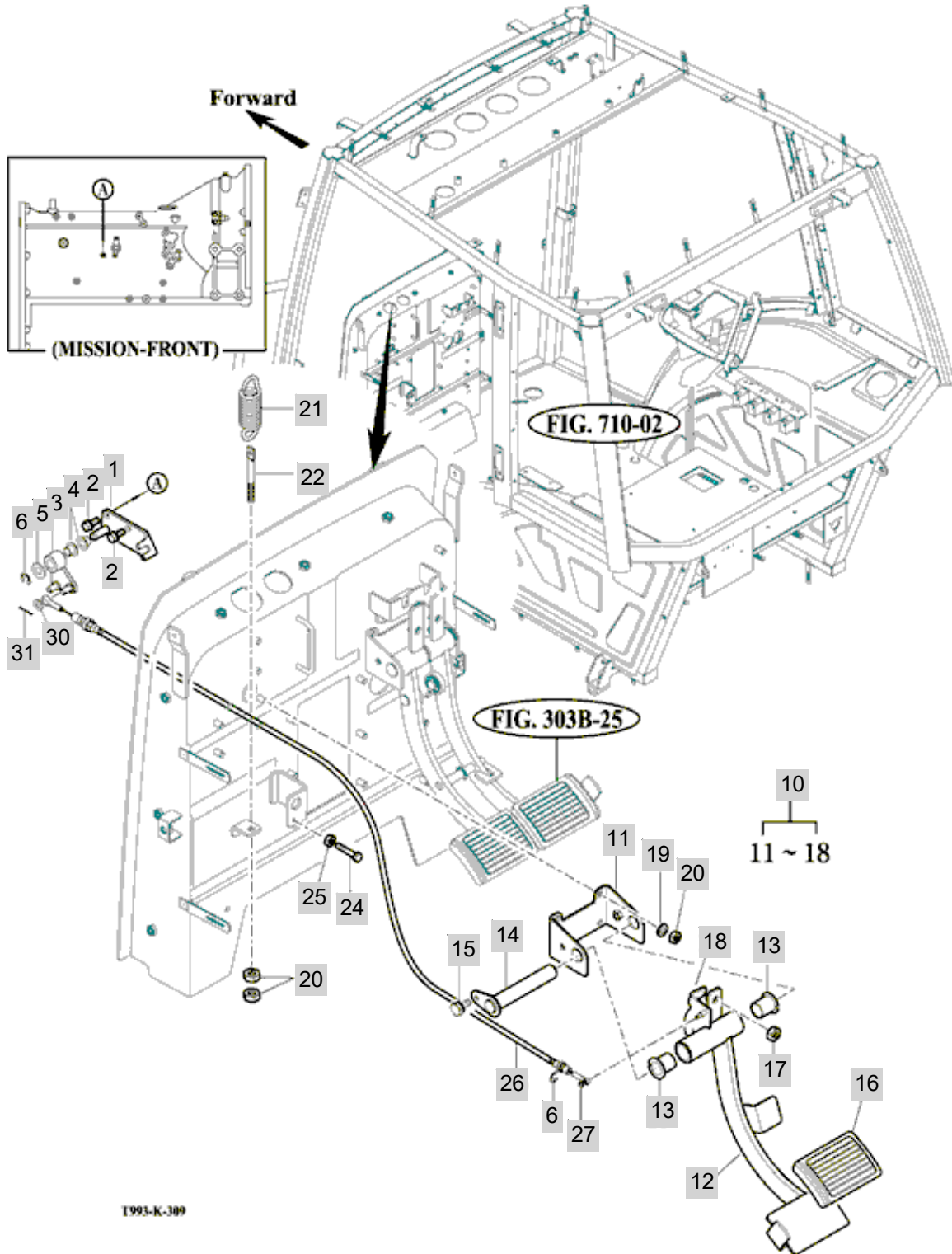
FIG 309

SUB CLUTCH PEDAL

년/월  
Year/Month

2020.11

T1054SC



NOTE





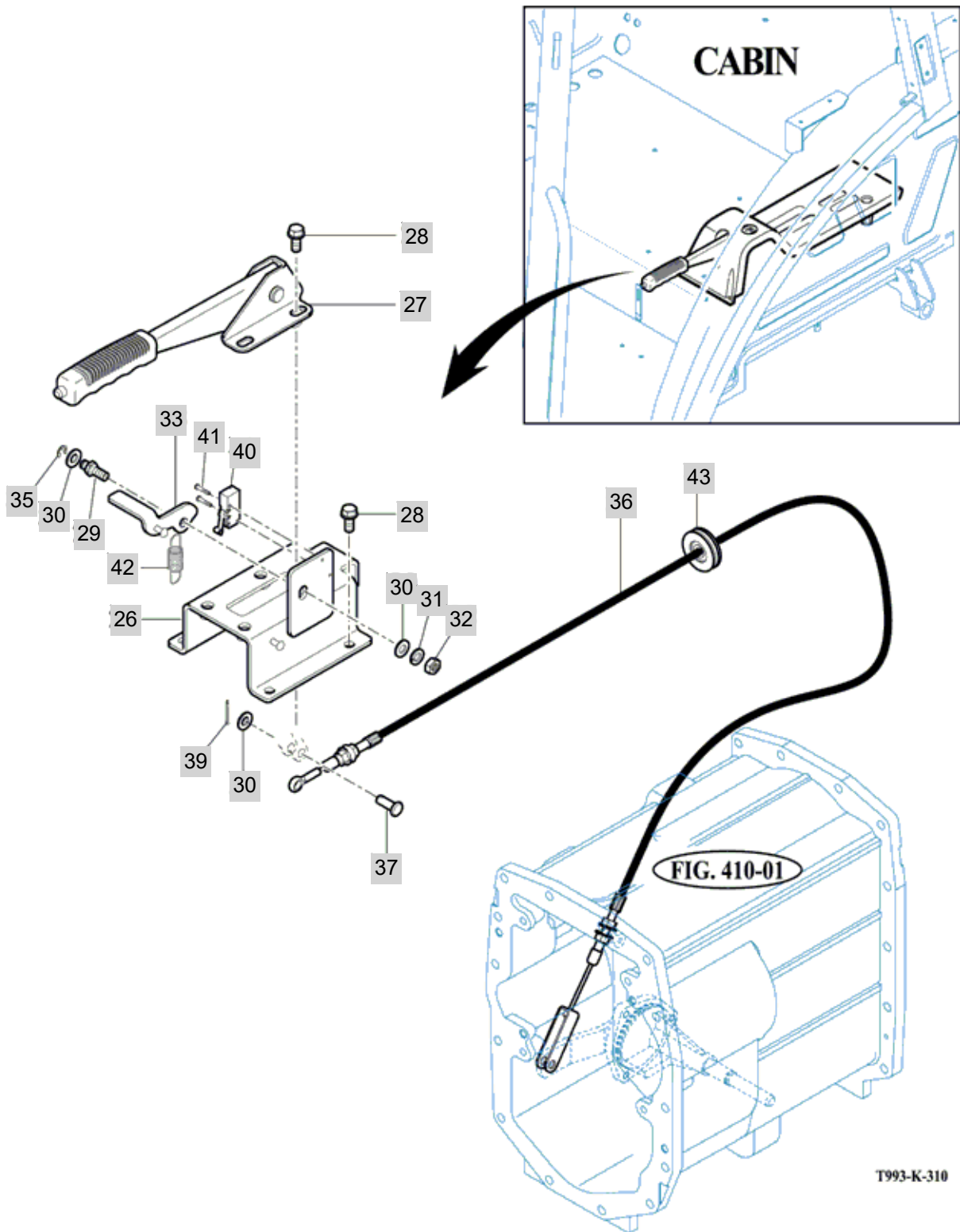
FIG 310

T1054SC

HAND BRAKE SUB

년/월  
Year/Month

2020.11



NOTE



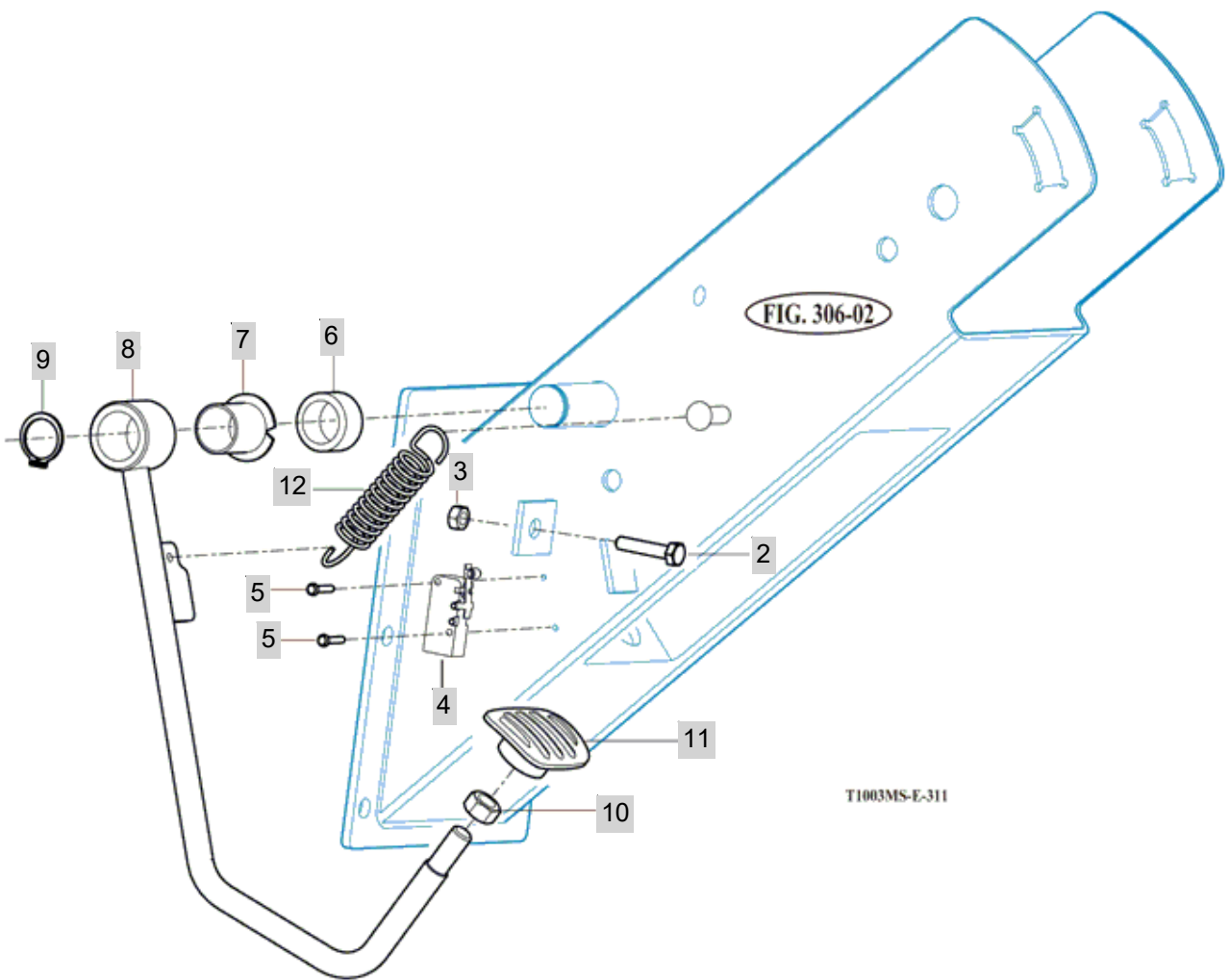
FIG 311

T1054SC

DIFF-LOCK PEDAL

년/월  
Year/Month

2020.11



NOTE



#### 4. TRANSMISSION & REAR AXLE PART NO. T1054SC-C4

FIG 401 CASE SUB, RR TRANSMISSION	135
FIG 402A METAL SUB ASSY, PINION	137
FIG 402B DIFF ASSY, RR	139
FIG 403 SUB CHANGE GEARS	141
FIG 404 SUB CHANGE LEVER	143
FIG 405 4WD DRIVE GEARS	145
FIG 406 HOUSING, RR AXLE	147
FIG 407 540,1000 PTO CASE	149
FIG 408A SHAFT, PTO	151
FIG 408B PTO CLUTCH ASSY	153
FIG 409 METAL SUB ASSY	155
FIG 410 CASE, MID TRANSMISSION	157
FIG 411 MAIN CHANGE GEARS	159
FIG 412 MAIN CHANGE LEVER	161
FIG 413 PARKING BRAKE	163
FIG 414 POWER SHUTTLE GEAR	165
FIG 415 POWER SHUTTLE COUNT GEAR	167
FIG 416 CASE, FR TRANSMISSION	169

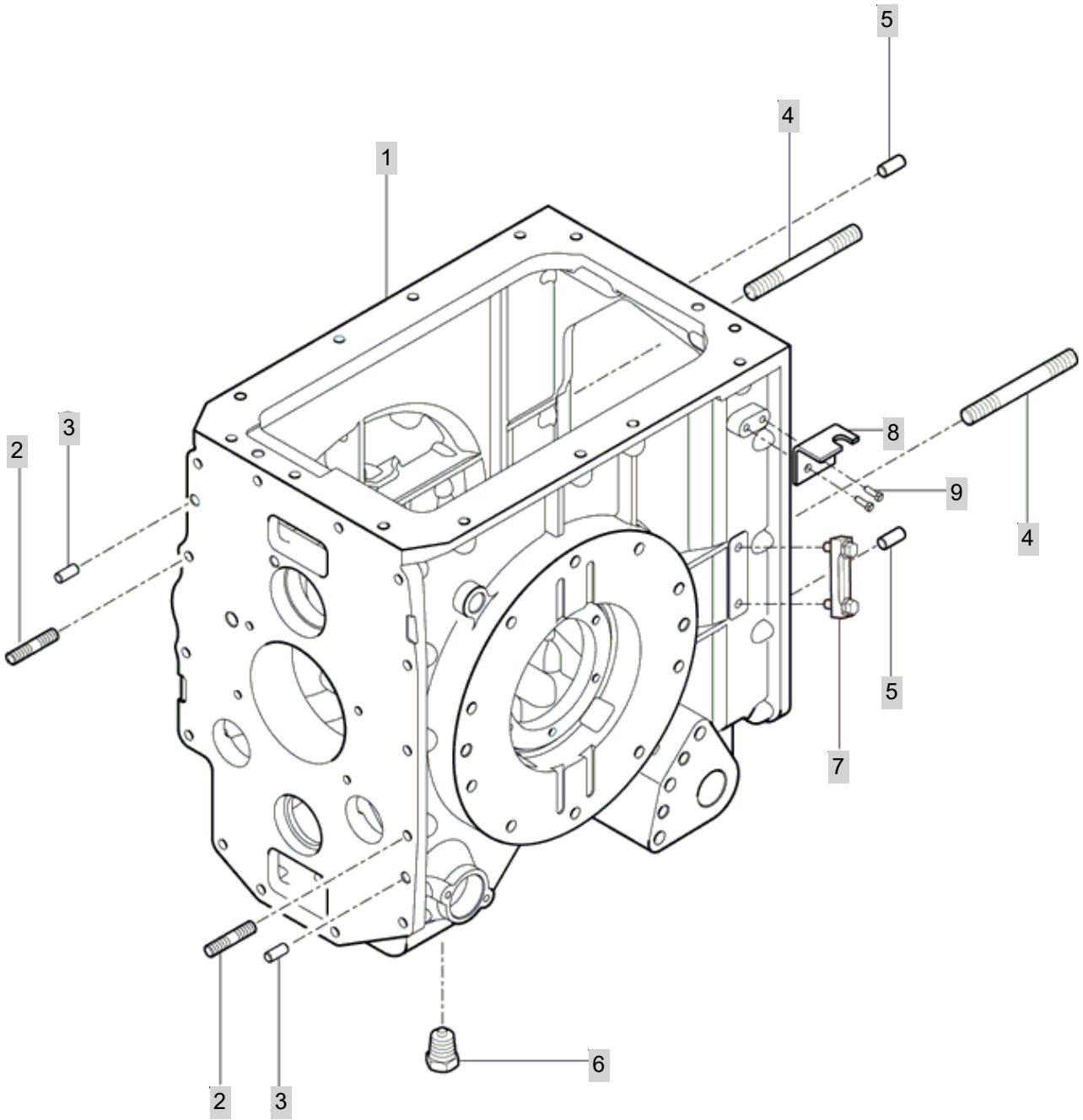
FIG 401

T1054SC

CASE SUB, RR TRANSMISSION

년/월  
Year/Month

2020.11



T1054S/7Y6SP-11-401

NOTE





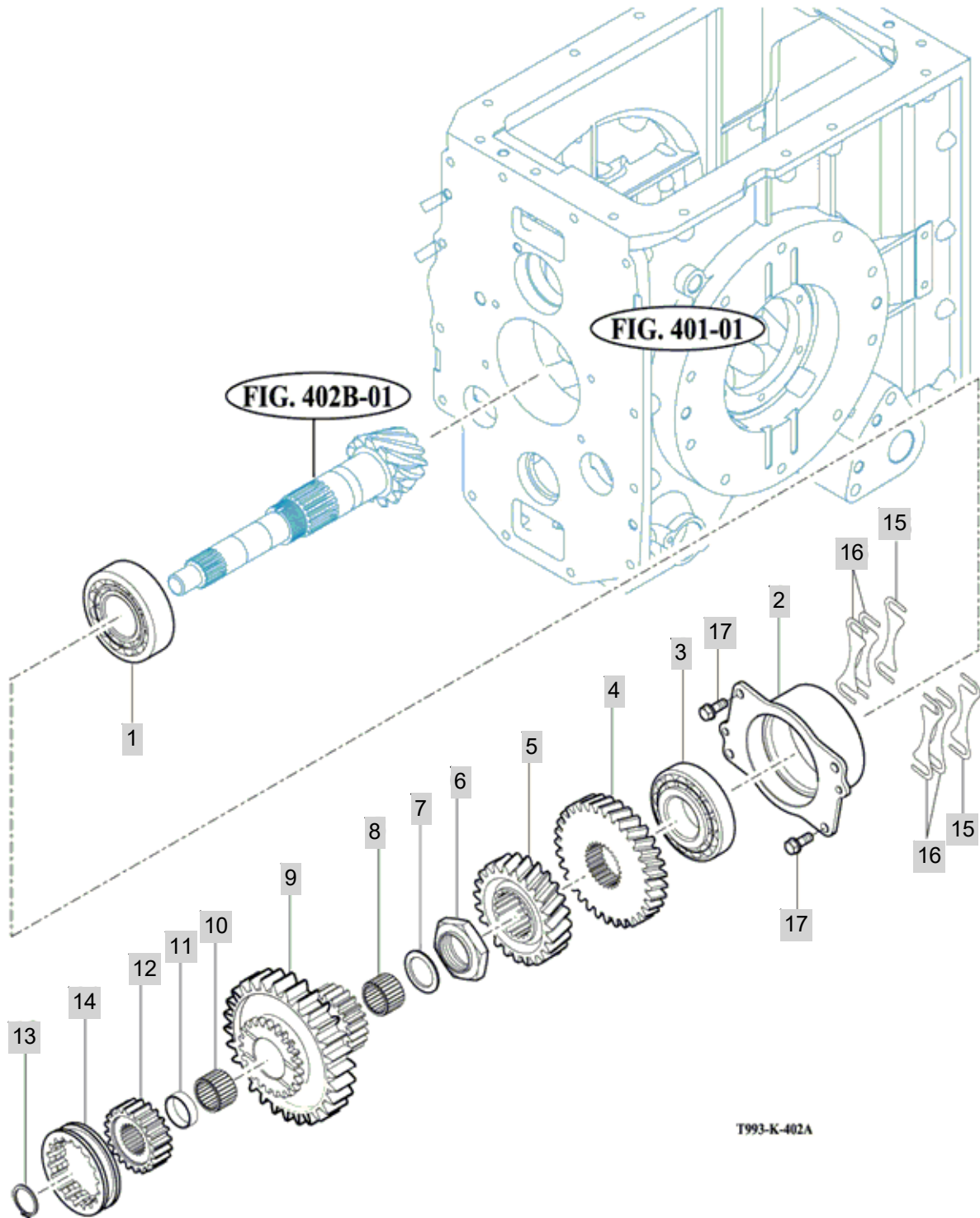
FIG 402A

T1054SC

METAL SUB ASSY, PINION

년/월  
Year/Month

2020.11



T993-K-402A

NOTE



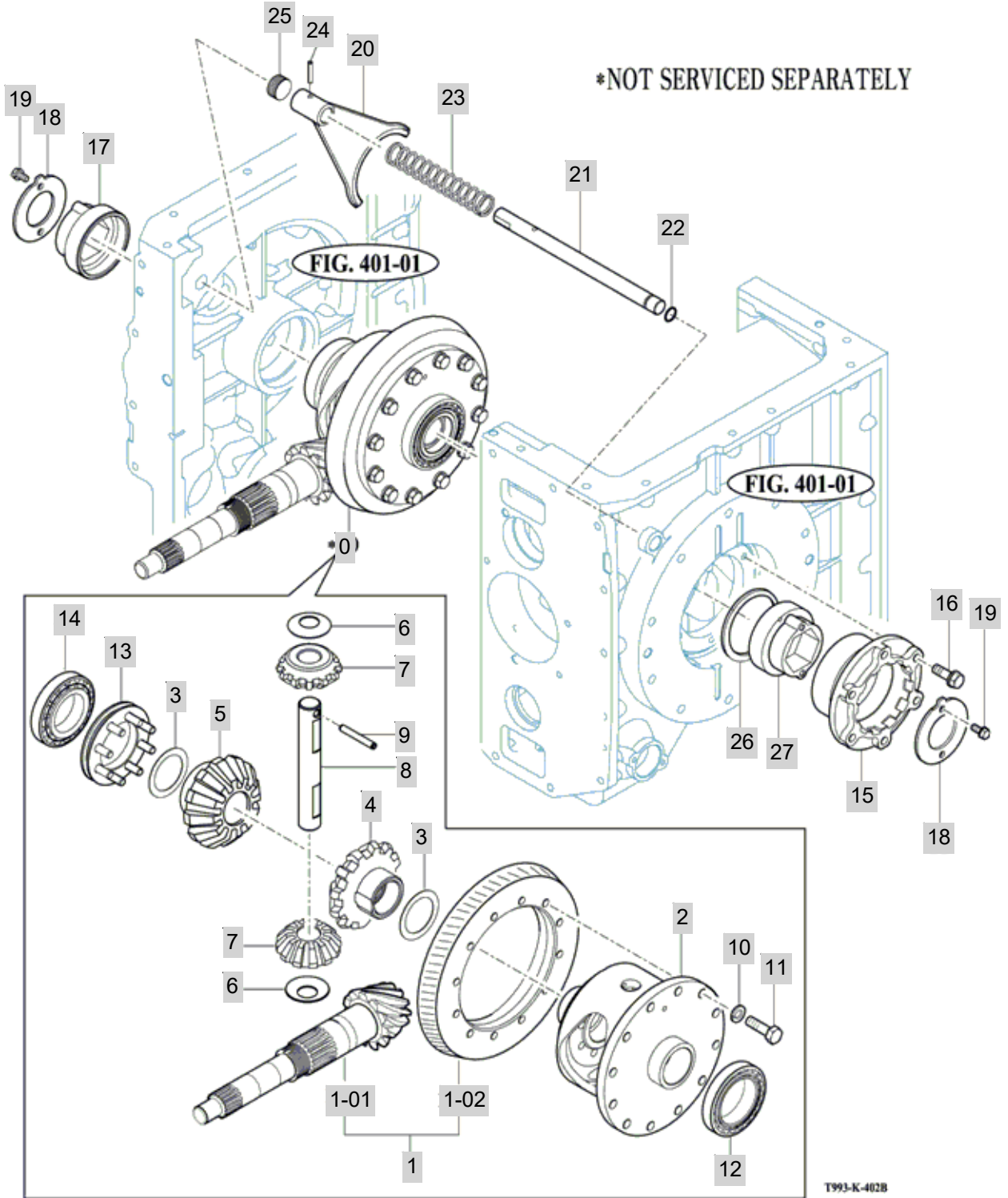
FIG 402B

DIFF ASSY, RR

년/월  
Year/Month

T1054SC

2020.11



NOTE



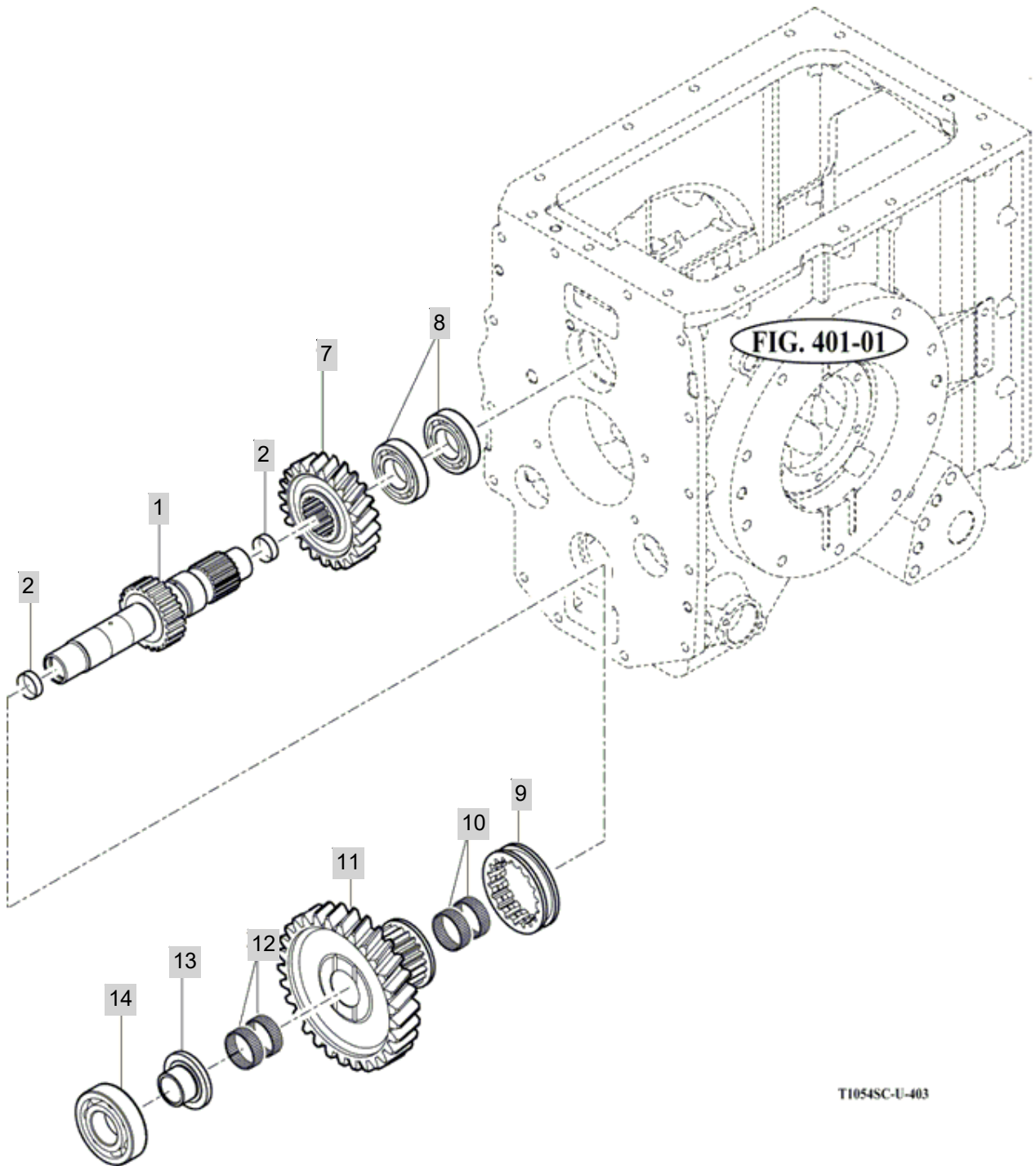
FIG 403

SUB CHANGE GEARS

년/월  
Year/Month

2020.11

T1054SC



T1054SC-U-403

NOTE



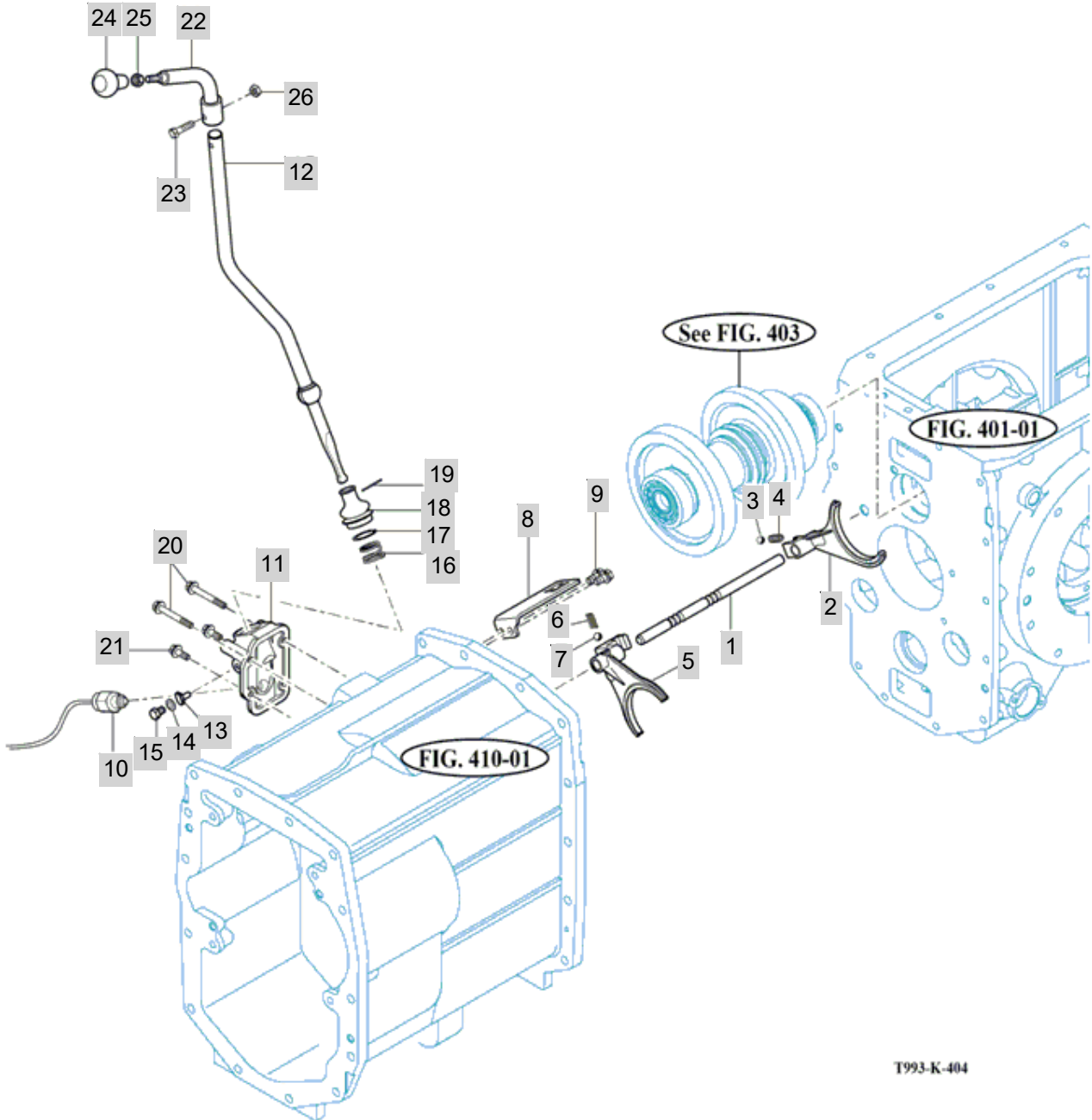
FIG 404

T1054SC

SUB CHANGE LEVER

년/월  
Year/Month

2020.11



T993-K-404

NOTE





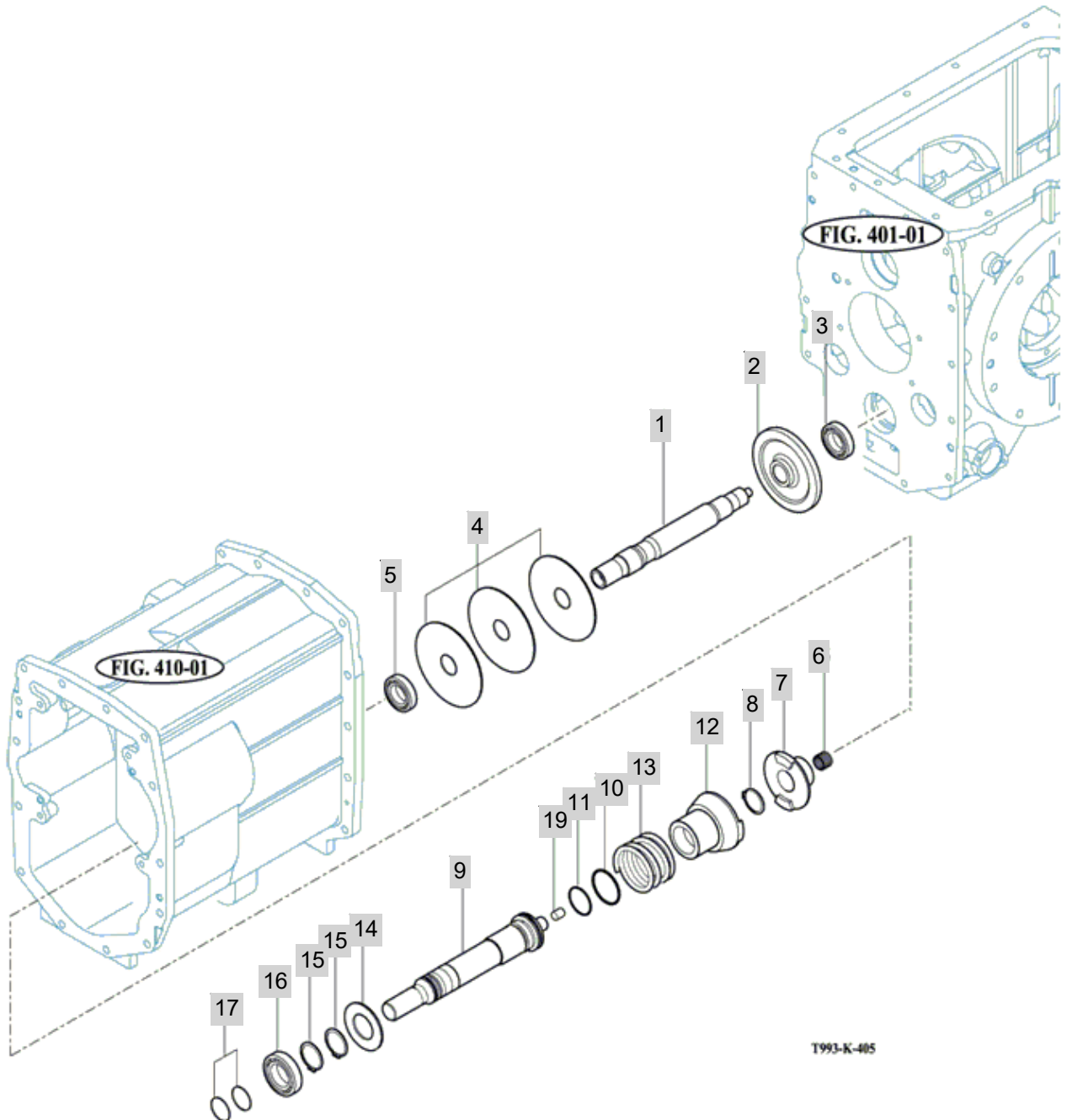
FIG 405

T1054SC

4WD DRIVE GEARS

년/월  
Year/Month

2020.11



T993-K-405

NOTE



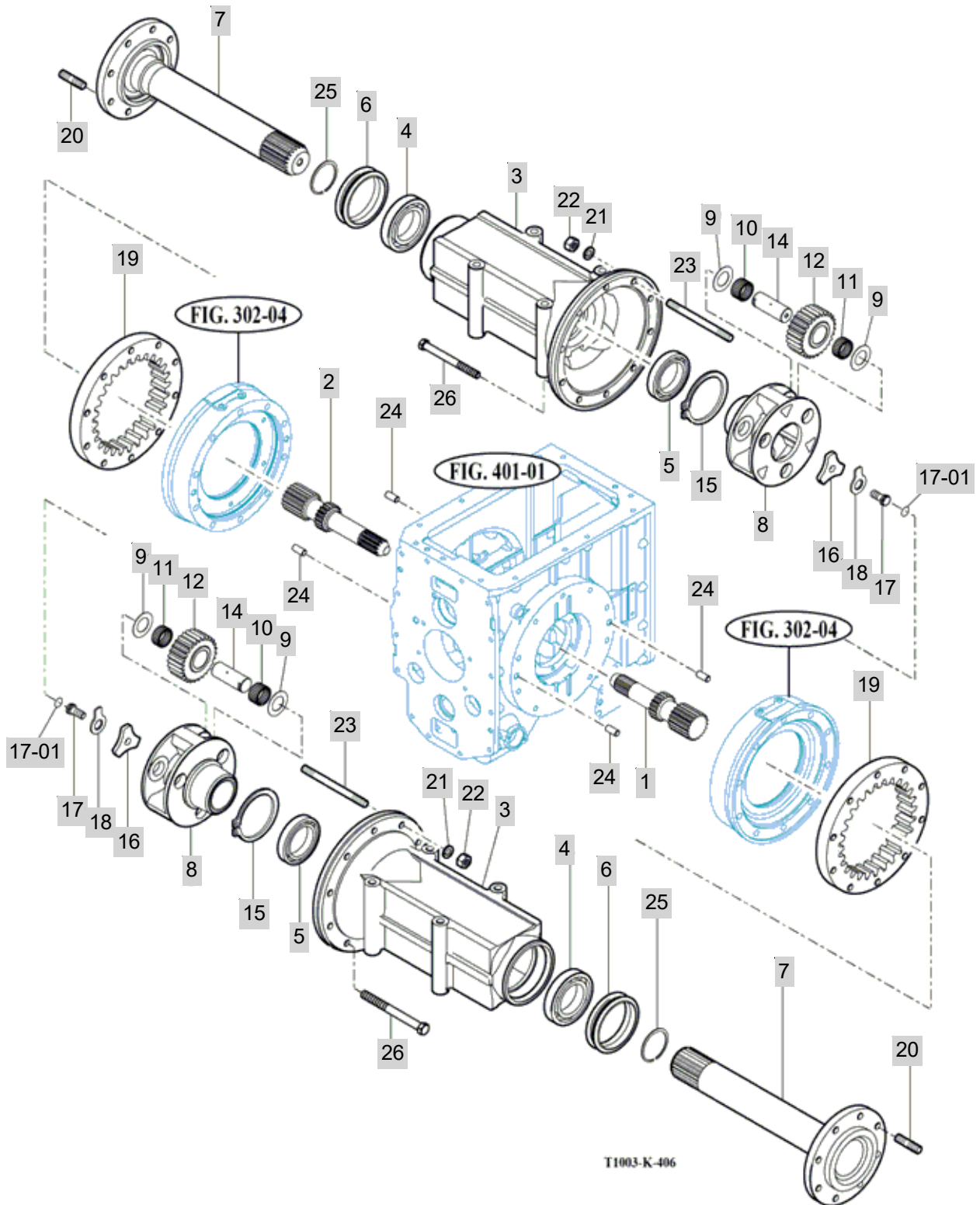
FIG 406

T1054SC

HOUSING, RR AXLE

년/월  
Year/Month

2020.11



NOTE



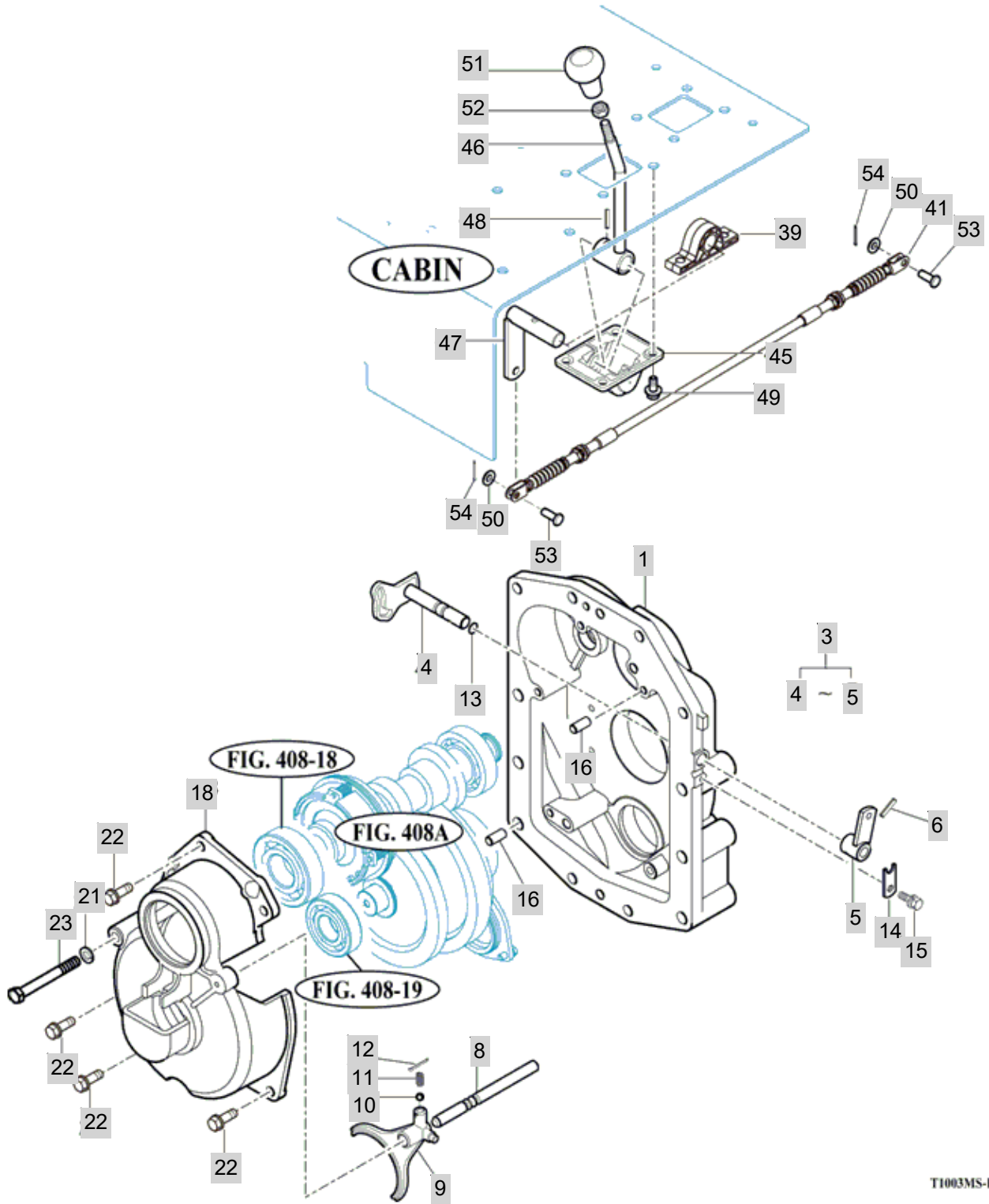
FIG 407

T1054SC

540,1000 PTO CASE

년/월  
Year/Month

2020.11



T1003MS-E-407

NOTE



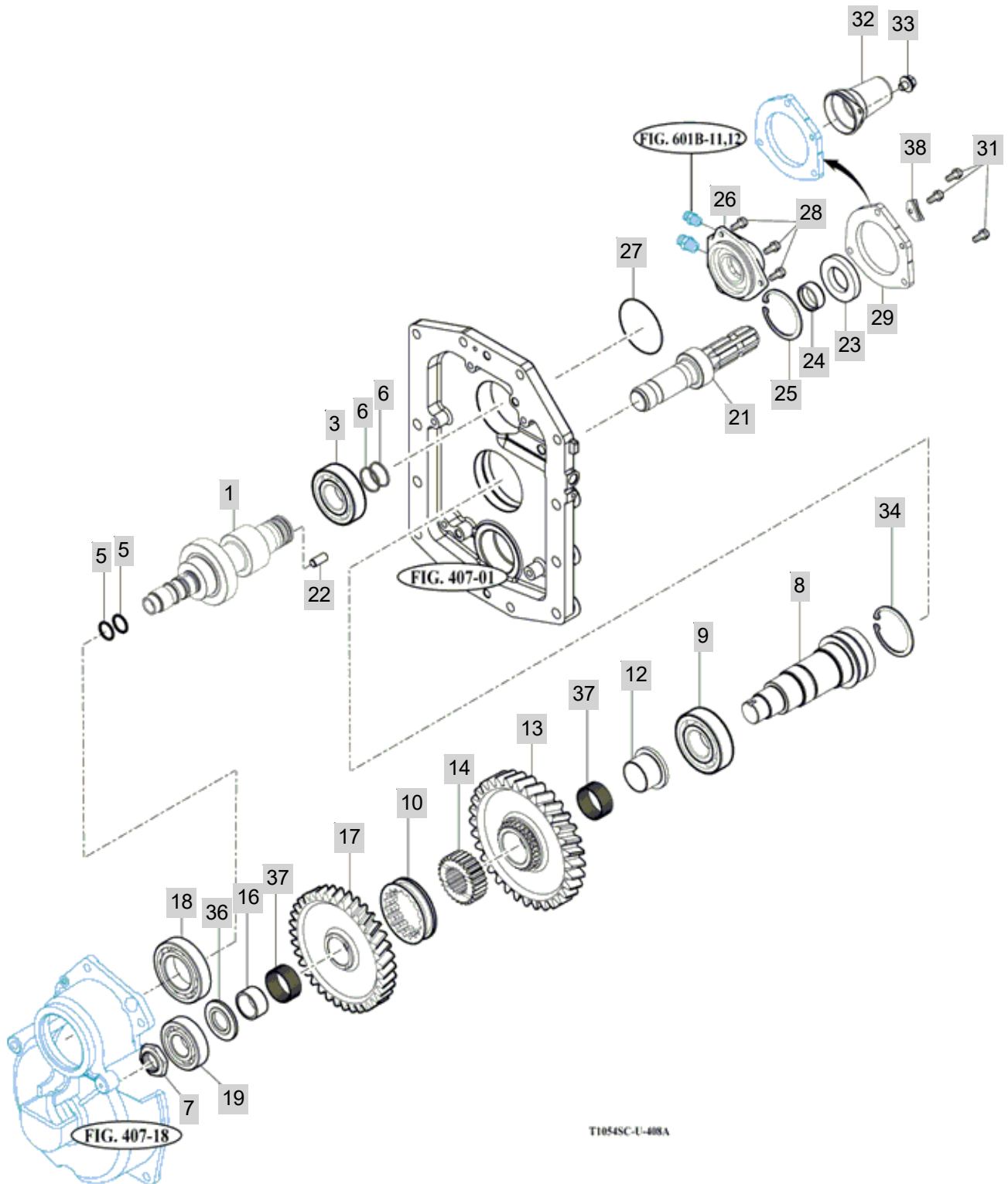
FIG 408A

SHAFT, PTO

년/월  
Year/Month

T1054SC

2020.11



T1054SC-U-488A

NOTE



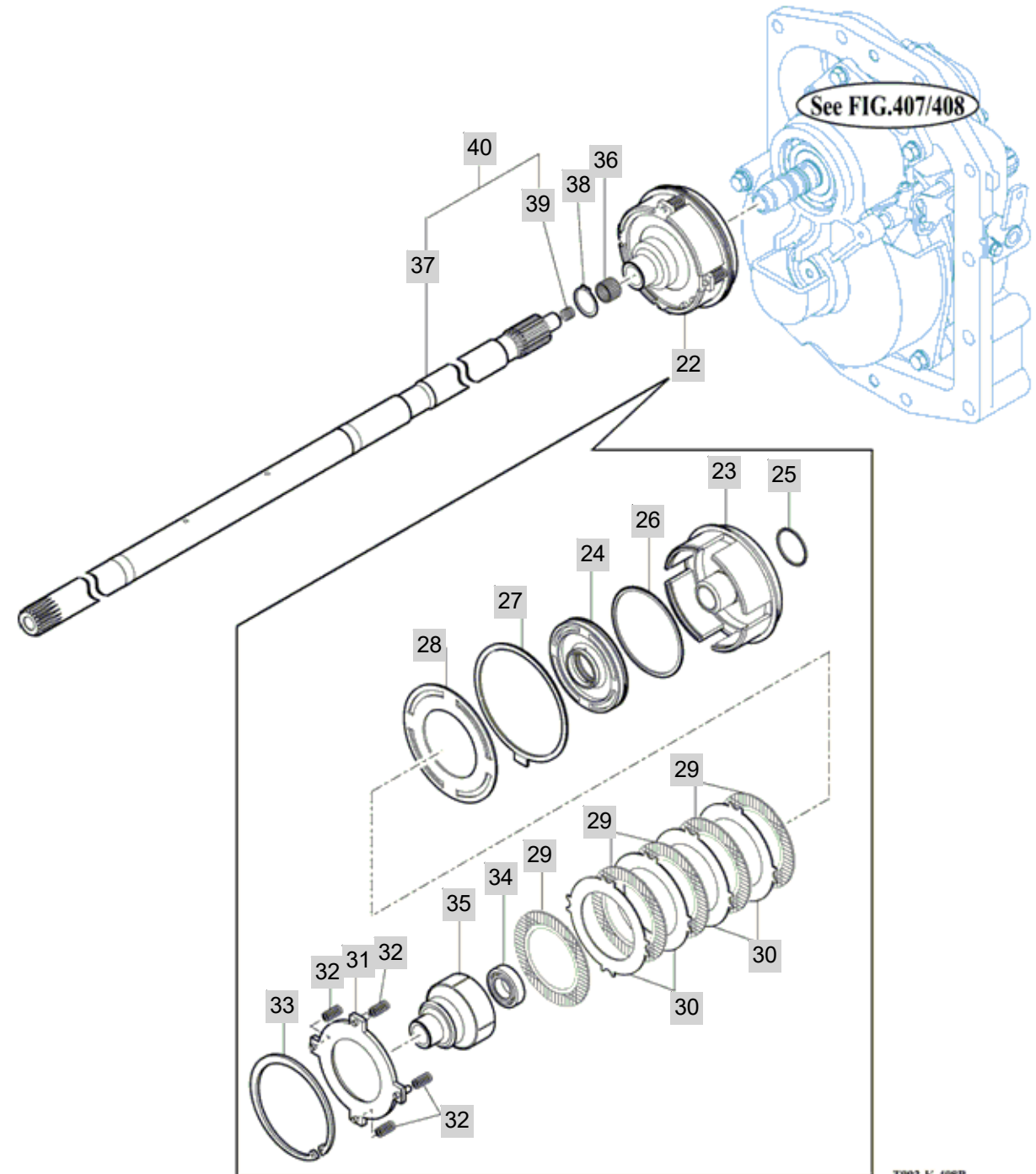


FIG 408B

PTO CLUTCH ASSY

년/월  
Year/Month

2020.11



T993-K-408B

NOTE



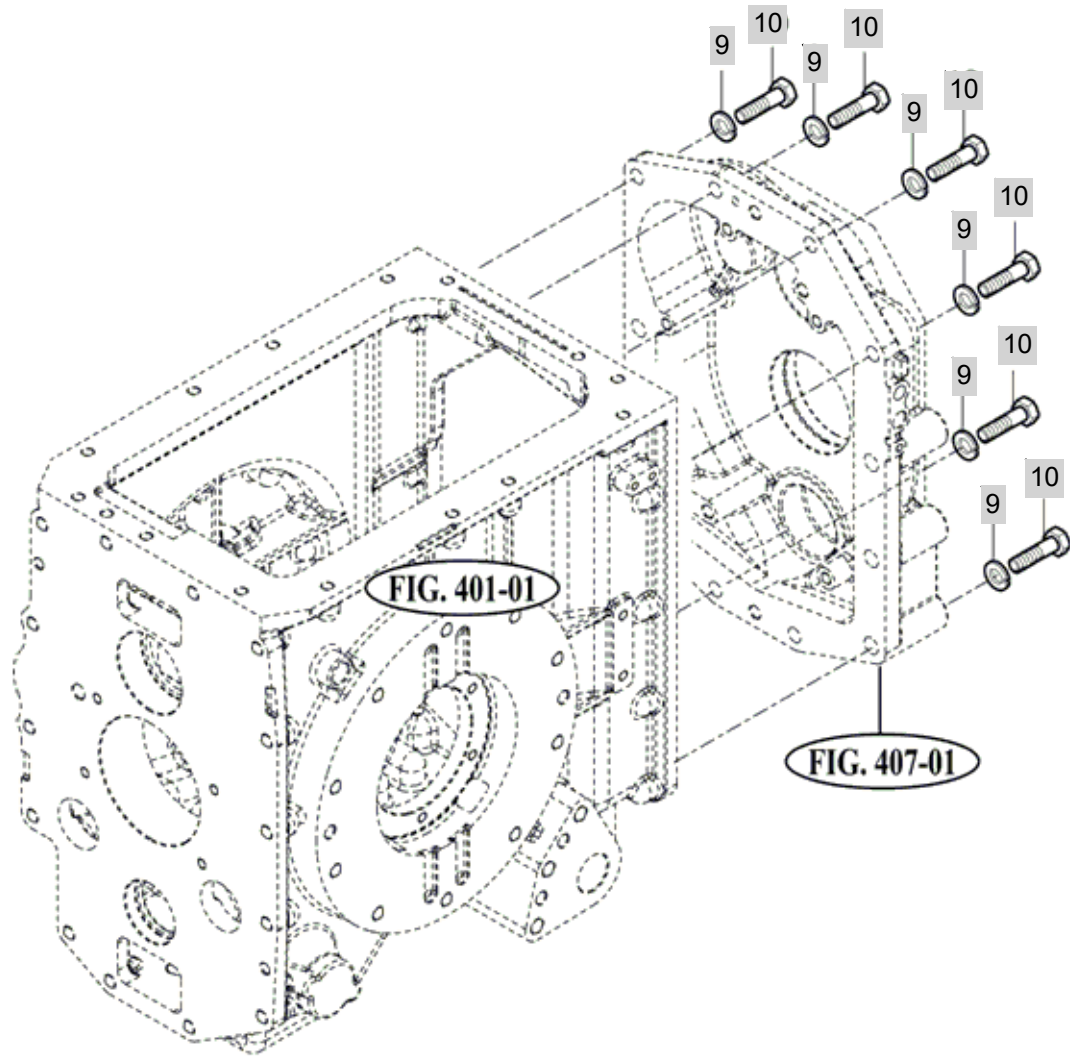
FIG 409

T1054SC

METAL SUB ASSY

년/월  
Year/Month

2020.11



T993-K-409

NOTE



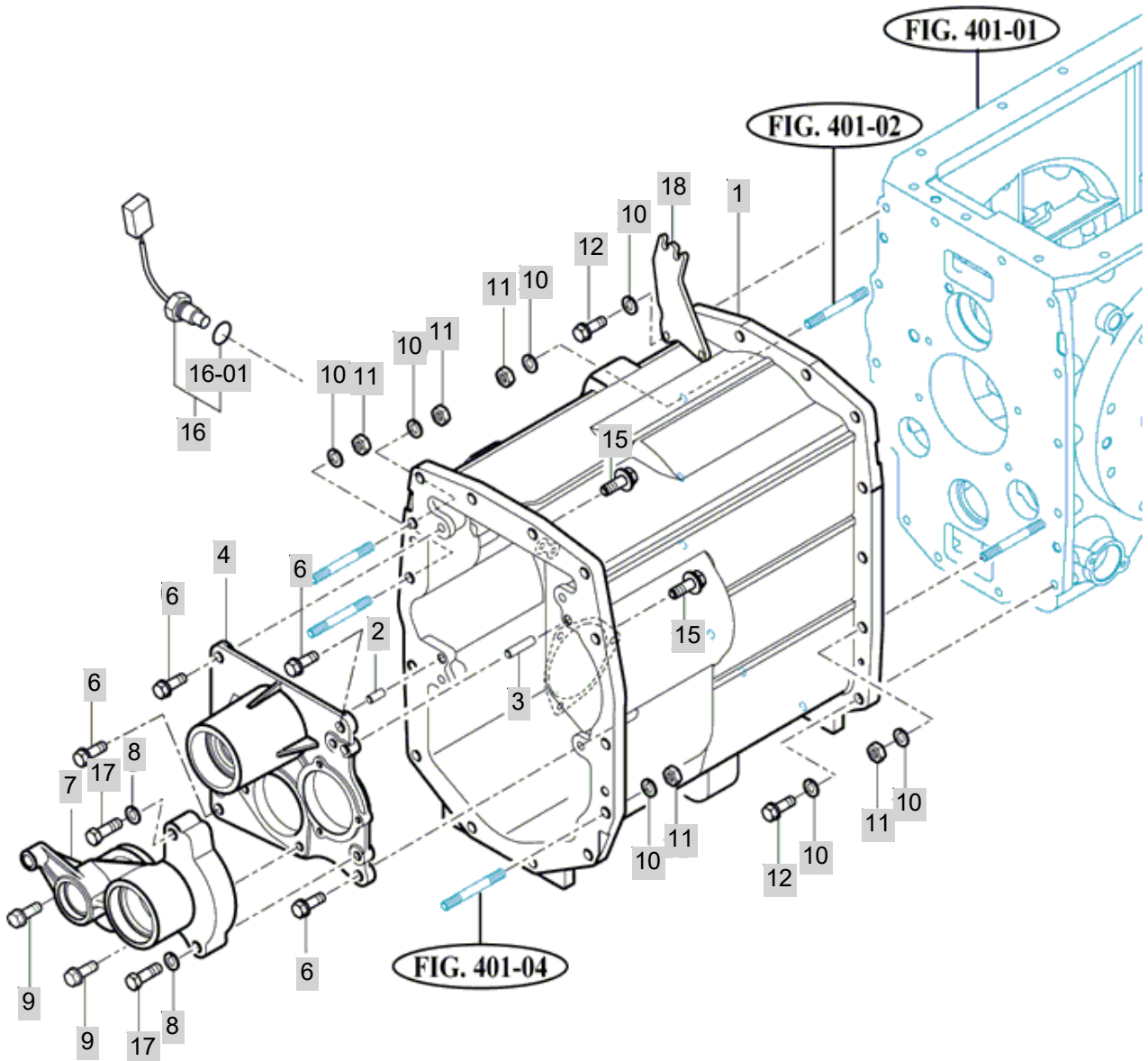
FIG 410

T1054SC

CASE, MID TRANSMISSION

년/월  
Year/Month

2020.11



T1054-E-410

NOTE



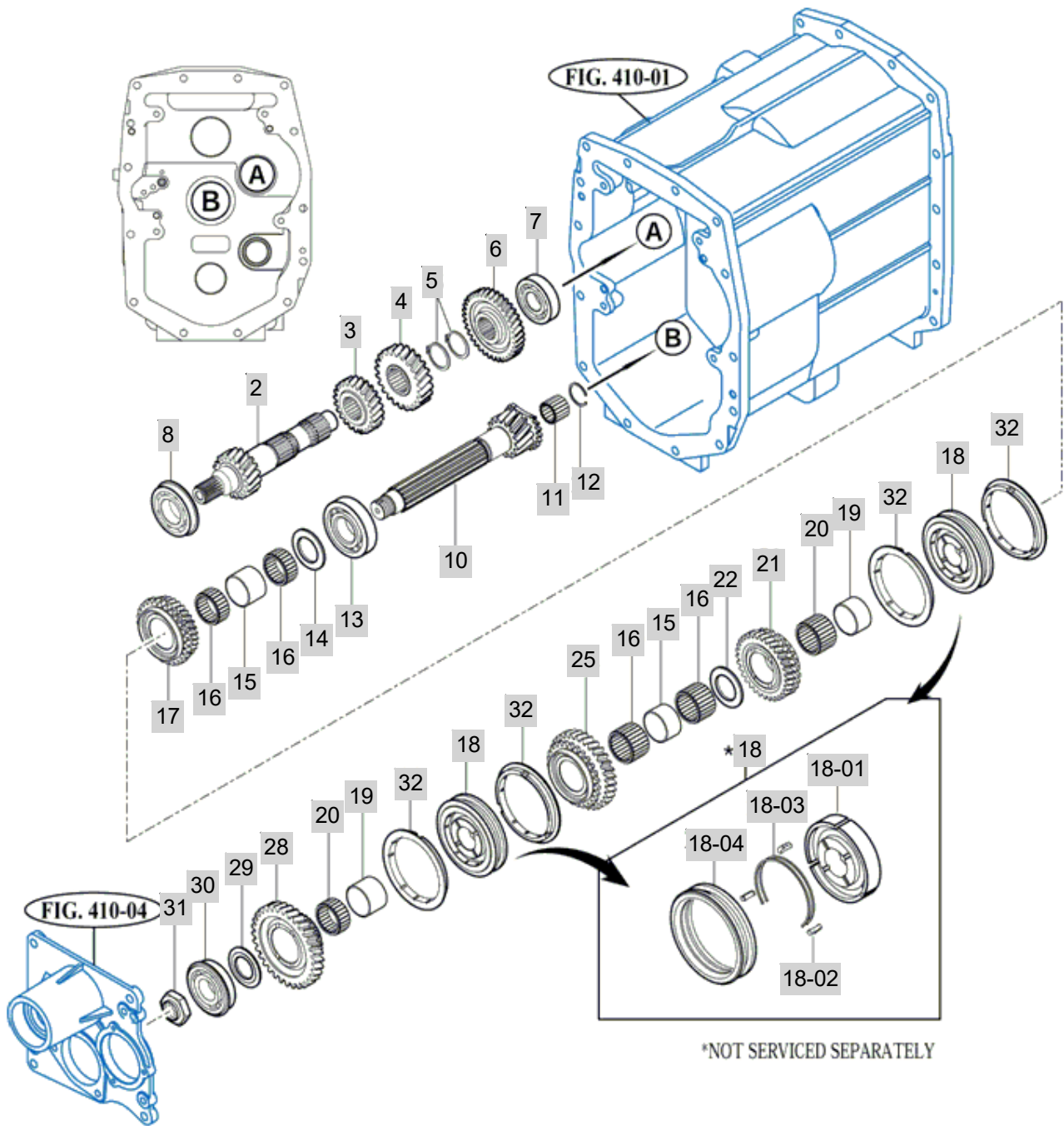
FIG 411

T1054SC

MAIN CHANGE GEARS

년/월  
Year/Month

2020.11



T993-K-411

NOTE





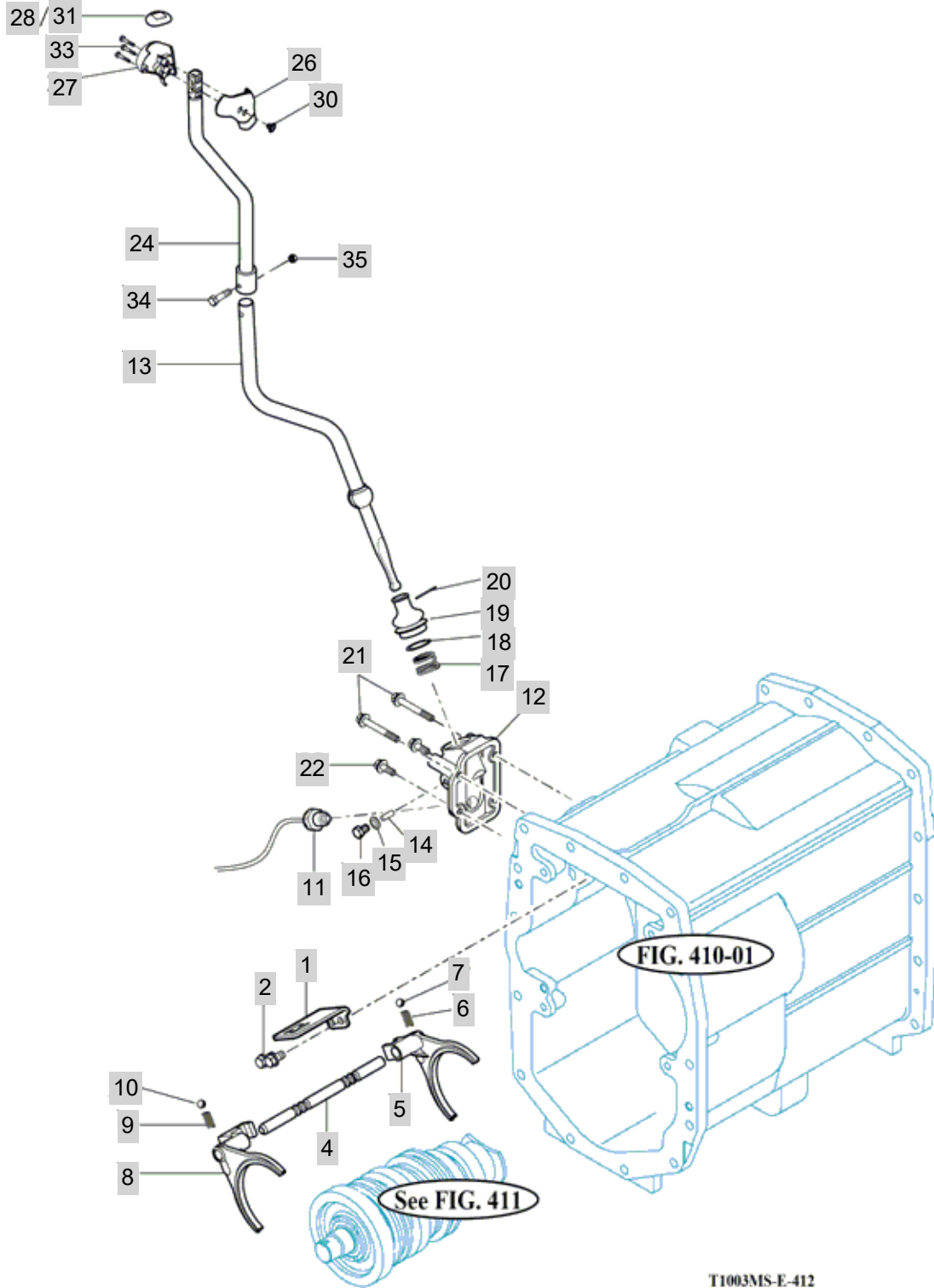
FIG 412

T1054SC

MAIN CHANGE LEVER

년/월  
Year/Month

2020.11



T1003MS-E-412

NOTE



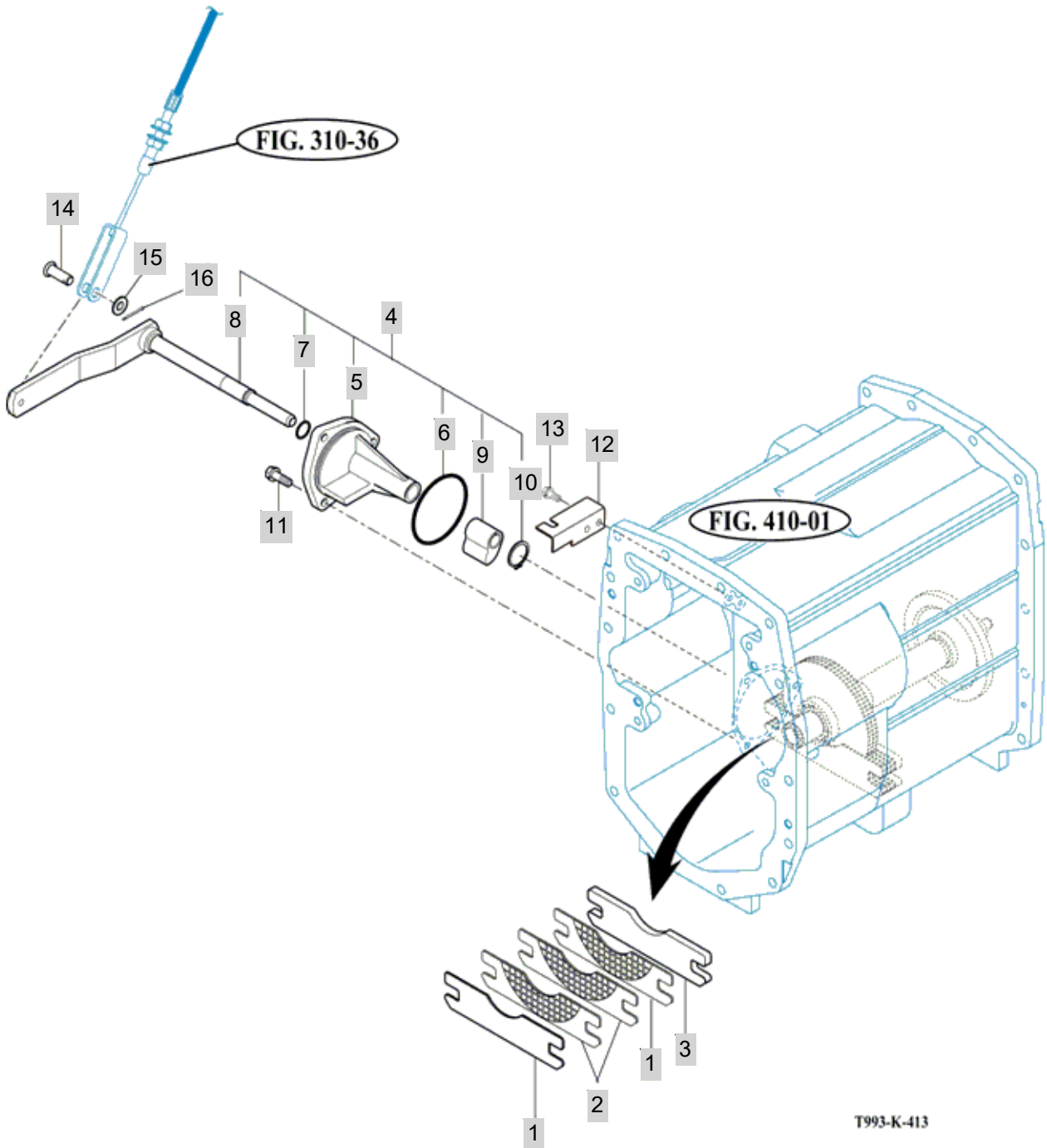
FIG 413

T1054SC

PARKING BRAKE

년/월  
Year/Month

2020.11



NOTE

FIG 413		PARKING BRAKE					년/월 Year/Month	
T1054SC						2020.11		
KEY NO	PART NO	DESCRIPTION	SPEC	QTY	REPAIR	EFFECTIVE DATE	REMARKS	
413	1	19022292100	SECTOR COMP	1X1X1	2			
413	2	19022292200	SECTOR COMP(2)	1X1X1	2			
413	3	19022290020	PLATE , BRAKE	1X1X1	1			
413	4	19022295001	METAL SUB , BRAKE	1X1X1	1			
413	5	19022290032M	METAL , BRAKE	1X1X1	1			
413	6	V7211031090	O-RING, G	1A, G90	1			
413	7	V7441203007	SEAL , OIL/D		1			
413	8	19022292304	LEVER COMP , PARKING BRAKE	1X1X1	1			
413	9	19022290040	CAM	1X1X1	1			
413	10	V7041400200	C-RING , SHAFT	20	1			
413	11	V2173610030	BOLT , HEX/S	M10X30	3			
413	12	19022290100	BRACKET COMP, CABLE	50X6.0	1		20100916	
413	13	V2173608020	BOLT , HEX/S	M8X20	1		20120501	
413	14	14322420010	PIN	D=8	2		20110321	
413	15	V4111600080	WASHER , PLAIN	M8	1		20081201	
413	16	V5001920020	PIN , SPLIT	2X20	1		20040501	
NOTE								

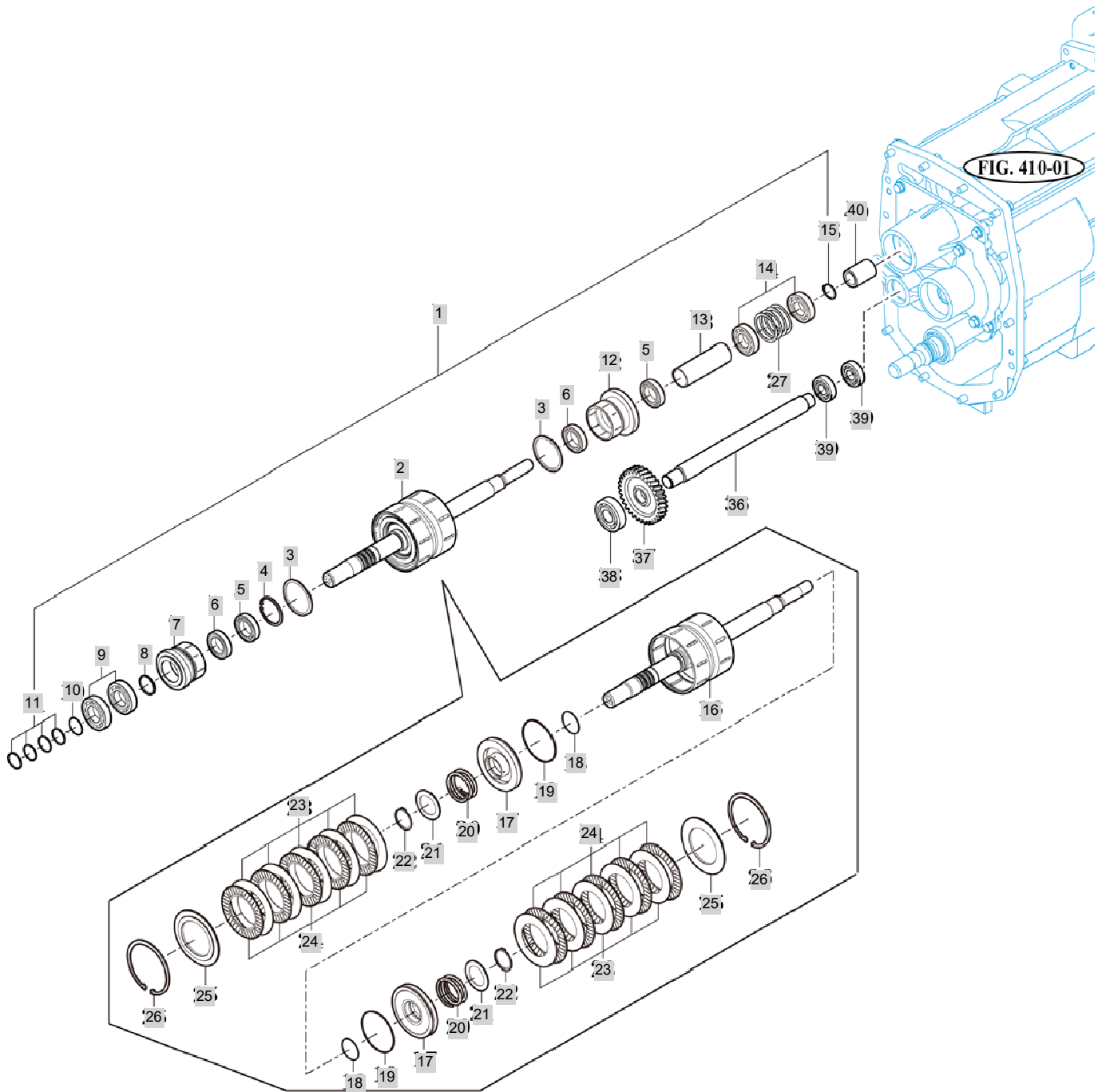
FIG 414

POWER SHUTTLE GEAR

년/월  
Year/Month

2020.11

T1054SC



NOTE



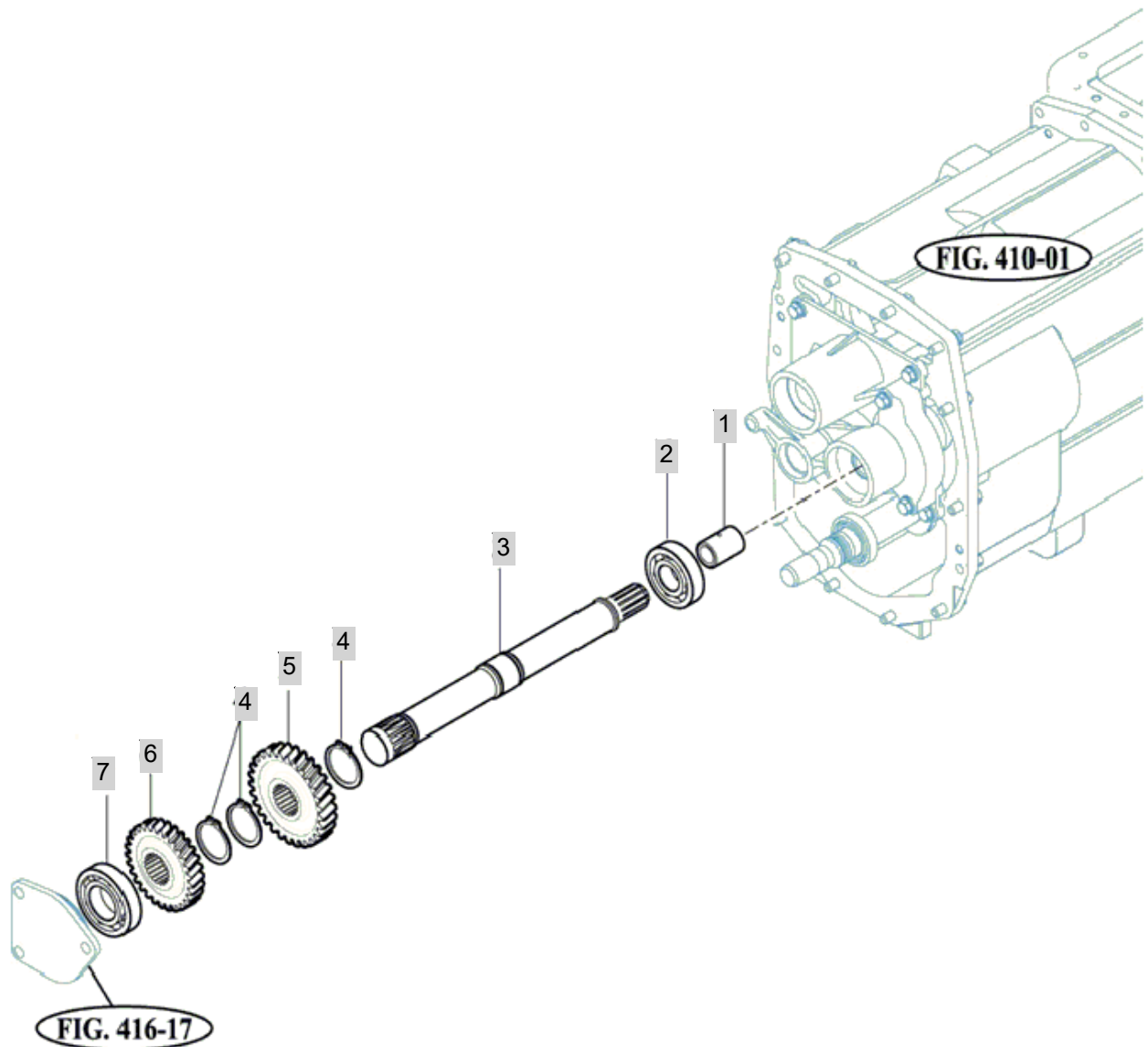
FIG 415

T1054SC

POWER SHUTTLE COUNT GEAR

년/월  
Year/Month

2020.11



T993-K-415B

NOTE





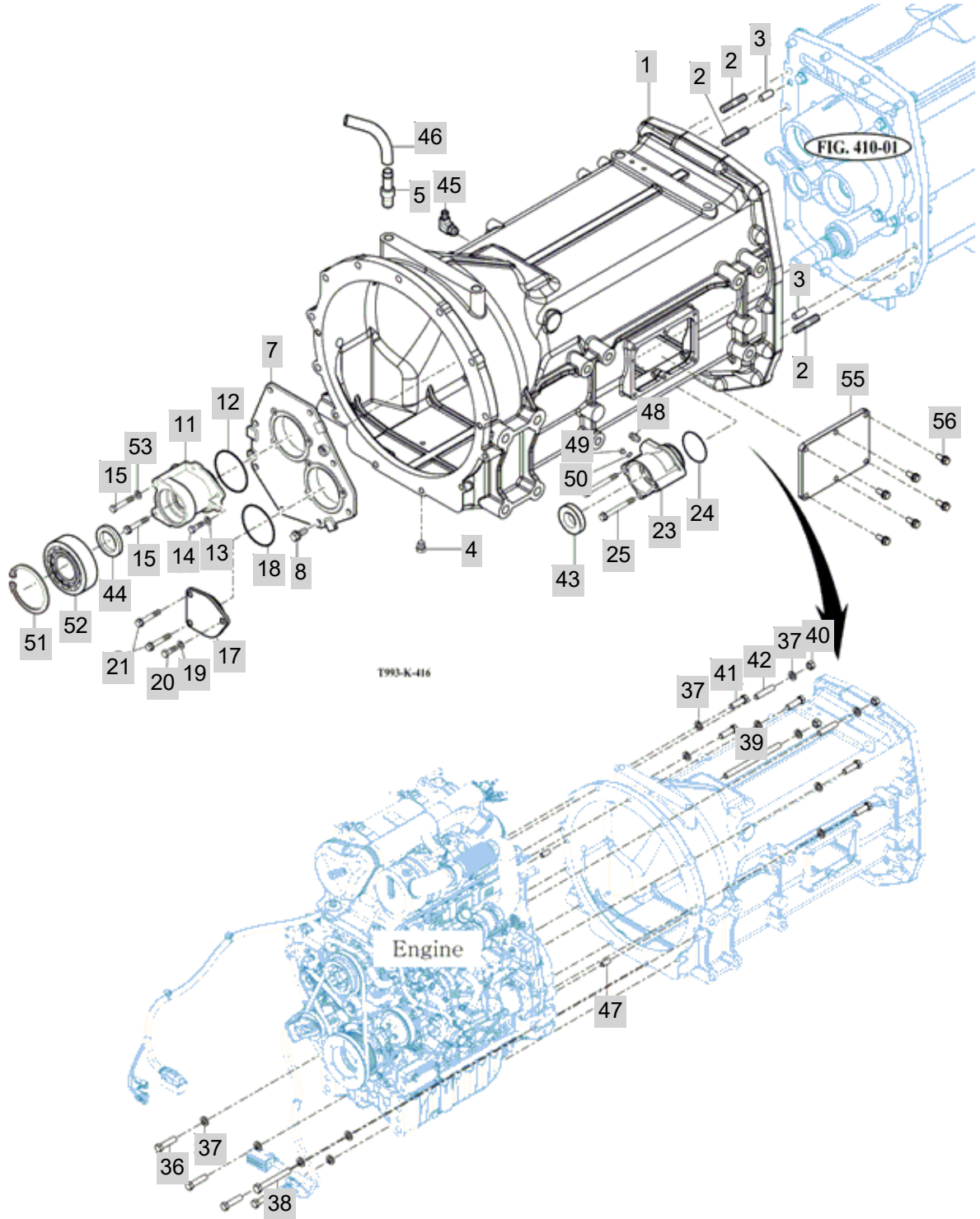
FIG 416

CASE, FR TRANSMISSION

년/월  
Year/Month

2020.11

T1054SC



NOTE

FIG 416 T1054SC		CASE, FR TRANSMISSION						년/월 Year/Month	
								2020.11	
KEY NO	PART NO	DESCRIPTION	SPEC	QTY	REPAIR	EFFECTIVE DATE	REMARKS		
416	1	18712100010M	CASE, FR TRANSMISSION		1				
416	2	V2514414040	BOLT , STUD/2	M14X40	3				
416	3	V5201010022	PIN , PARALLEL/A	10X22	2				
416	4	13267060022	PLUG , DRAIN	육각 B=12	1	20071101			
416	5	13012011110	CONNECTOR(PT3/8)	1X1X1	1	20111121			
416	7	19022100033M	METAL , INPUT	265X265X30	1				
416	8	16604610020	BOLT , SEAL	M10X25	8				
416	11	19022121100	COVER ASSY, SHUTTLE	1X1X1	1				
416	12	V7231020075	O-RING, S	S75	1				
416	13	V4011600080	WASHER , SPRING	M8	1	20081201			
416	14	14151210090	BOLT , REAMER	육각 B=12	1				
416	15	V2013608095	BOLT , HEX	M8X95	2				
416	17	19042100011M	COVER	1X1X1	1				
416	18	V7231020075	O-RING, S	S75	1				
416	19	V4011600080	WASHER , SPRING	M8	1	20081201			
416	20	14151210090	BOLT , REAMER	육각 B=12	1				
416	21	V2173608050	BOLT . HEX/S	M8X50	2				
416	23	19022280111M	COVER , 4WD	1X1X1	1				
416	24	V7211031055	O-RING, G	1A, G55	1				
416	25	V2173608080	BOLT , HEX/S	M8X80	2				
416	36	V2014612050	BOLT , HEX	M12X50	4	20071001			
416	37	V4011600120	WASHER , SPRING	M12	13				
416	38	V2004612100	BOLT , HEX	M12X100	1				
416	39	18711121600	STUD BOLT 2(M12X160)	M12X160	1				
416	40	V3043600120	NUT , HEX/2	M12	3	20040901			
416	41	18711120400	BOLT(M12X40XP1.5)	M12X40	5				
416	42	18711120410	STUD BOLT(M12X40)	M12X40	2				
416	43	V7441305512	SEAL , OIL/D		1				
416	44	19022120900	SEAL , OIL	1X1X1	1				
416	45	19027562081	ADAPTER (BRAKE/RETURN)	PT1/8	1				
416	46	15134080020	HOSE , OIL		1	20111121			
416	47	V5201010022	PIN , PARALLEL/A	10X22	2				
416	48	19025162400	UNION(PF1/4-M16)		1				
416	49	76500800100	PLUG , HEX	1X1X1	1				
416	50	V7201024011	O-RING , P	P11	1				
416	51	V7051400680	C-RING , HOLE	68	1				
416	52	V6001506008	BEARING , BALL	6008DD	1				
416	53	V4011600080	WASHER , SPRING	M8	1	20081201			
416	55	10012100021	PLATE , 168X118	T=9.0	1				
416	56	V2173608020	BOLT , HEX/S	M8X20	1	20120501			
NOTE									

5. FRONT AXLE,SUPPORTER & DRIVE SHAFT PART NO.  
T1054SC-C5

FIG 501 FRONT AXLE SUPPORTER	172
FIG 502 FRONT DRIVE SHAFT	175
FIG 503 FRONT AXLE HOUSING	177
FIG 504 FRONT DIFFERENTIAL GEARS	179
FIG 505 FRONT GEAR CASE (1)	181
FIG 506 FRONT GEAR CASE (2)	183
FIG 507 FRONT GEAR CASE (3)	185
FIG 508 MUD GUARD ASSY	187

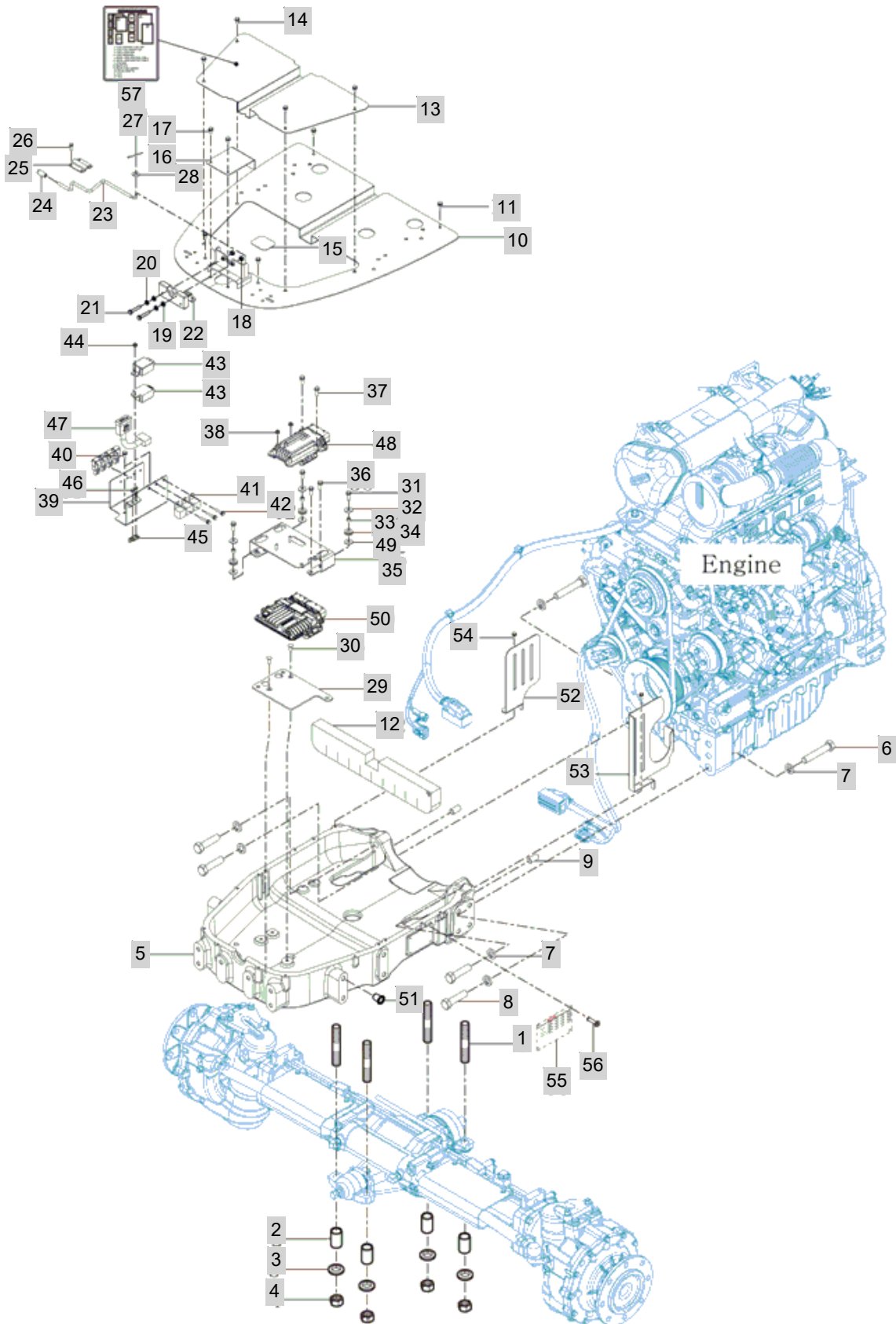
FIG 501

FRONT AXLE SUPPORTER

년/월  
Year/Month

2020.11

T1054SC



NOTE

FIG 501		FRONT AXLE SUPPORTER					년/월 Year/Month		
							2020.11		
T1054SC		KEY NO	PART NO	DESCRIPTION	SPEC	QTY	REPAIR	EFFECTIVE DATE	REMARKS
501	1	19023251870	BOLT , STUD			4			
501	2	S2155901000	BUSH , 18.5X24X35			4			
501	3	S2159903000	COLLAR , 19X35X6			4			
501	4	15189240180	NUT,M18xP2.5	1X1X1		4			
501	5	18711021101M	FRONT AXLE SUPPORT			1			
501	6	V2034620110	BOLT , HEX FINE	M20X105		2			
501	7	V4011600120	WASHER , SPRING	M12		6			
501	8	V2034620080	BOLT , HEX FINE	M20X80		4			
501	9	18711021200	PARALLEL PIN 18X35	18X35		2			
501	10	18711071102GB	PLATE COMP , GRILL			1			
501	11	V2183608020	BOLT , HEX/SP	M8X20		4		20081201	
501	12	18711030500	INSULATOR			1			
501	13	18711071200GB	COVER COMP , DCU RELAY			1			
501	14	V2183608020	BOLT , HEX/SP	M8X20		4		20081201	
501	15	13016400010	SEAL , BATTERY BRACKET	T=0.25		1		20111130	
501	16	18711071300GB	COVER , FR PTO HOLE			1			
501	17	V2123606016	BOLT , HEX /SP	M6X16		2		20081128	
501	18	V3802600060	NUT , HEX FLANGE	M6		2			
501	19	V4111600060	WASHER , PLAIN	M6		2		20081201	
501	20	V4011600060	WASHER , SPRING	M6		2		20040901	
501	21	V2053606035	BOLT , HEX C/R	M6X35		2			
501	22	17686020600	LOCK COMP . HOOD	1X1X1		1			
501	23	18716020010	PIN , HOOD LOCK			1			
501	24	21615250020	GRIP , LEVER/RED			1		20070121	
501	25	18506020020	PLATE , PIN GUIDE	1X1X1		1			
501	26	V2113606016	BOLT , HEX /S	M6X16		4		20081201	
501	27	V5001920020	PIN , SPLIT	2X20		1		20040501	
501	28	V4111600060	WASHER , PLAIN	M6		1		20081201	
501	29	18711046600GB	BASE PLATE , ECU			1			
501	30	V1122808020	SCREW , C/R FLAT	M8X20		2			
501	31	V2173608025	BOLT , HEX/S	M8X25		3		20050201	
501	32	15991040050	COLLAR , 08X12X08	12X1.8		0		20100402	
501	33	35602010150	WASHER , BIND SHAFT	T=2.3		0		20100402	
501	34	13012060070	RUBBER ,8.5X30X5	1X1X1		2		20120105	
501	35	18711071401GB	PLATE COMP , ECU			1			
501	36	V2123606025	BOLT , HEX /SP	M6X25		4			
501	37	V2123606025	BOLT , HEX /SP	M6X25		2			
501	38	V3802600060	NUT , HEX FLANGE	M6		2			
501	39	18711081101GB	PLATE COMP , FUSE			1			
501	40	V2183608016	BOLT , HEX/SP	M8X16		2		20081224	
501	41	17686641110	RELAY , PREHEAT	1X1X1		3		20110608	
501	42	V2193606012	BOLT , HEX/SPL	M6X12		3		20040401	
501	43	20115300010	RELAY ASSY , TWIN	1X1X1		2			
501	44	V3802600060	NUT , HEX FLANGE	M6		1			
501	45	18507024200	BRACKET COMP , FUSE BOX			1			
NOTE									

FIG 501		FRONT AXLE SUPPORTER						년/월	
								Year/Month	
T1054SC								2020.11	
KEY NO	PART NO	DESCRIPTION	SPEC	QTY	REPAIR	EFFECTIVE DATE	REMARKS		
501	46	V2123606020	BOLT , HEX /SP	M6X20	2				
501	47	18716802500	FUSE BOX ASSY		1				
501	48	300609-00081	DCU		1				
501	49	35652030040	COLLAR , PACKER SHAFT	T=1.0	0		20100402		
501	50	300618-00037	ECU		1				
501	51	14326210110	CAP , M16		22				
501	52	18711091800GB	PLATE , WIND SHIELD RH		1				
501	53	18711091900GB	PLATE , WIND SHIELD LH		1				
501	54	V2183608020	BOLT , HEX/SP	M8X20	2		20081201		
501	55	19149040222	LABEL , MODEL ENGLISH	1X1X1	1		20111014		
501	56	V5502040093	RIVET , BLIND	4X9.3	4				
501	57	18711201300	LABEL , FUSE RELAY		1				
NOTE									

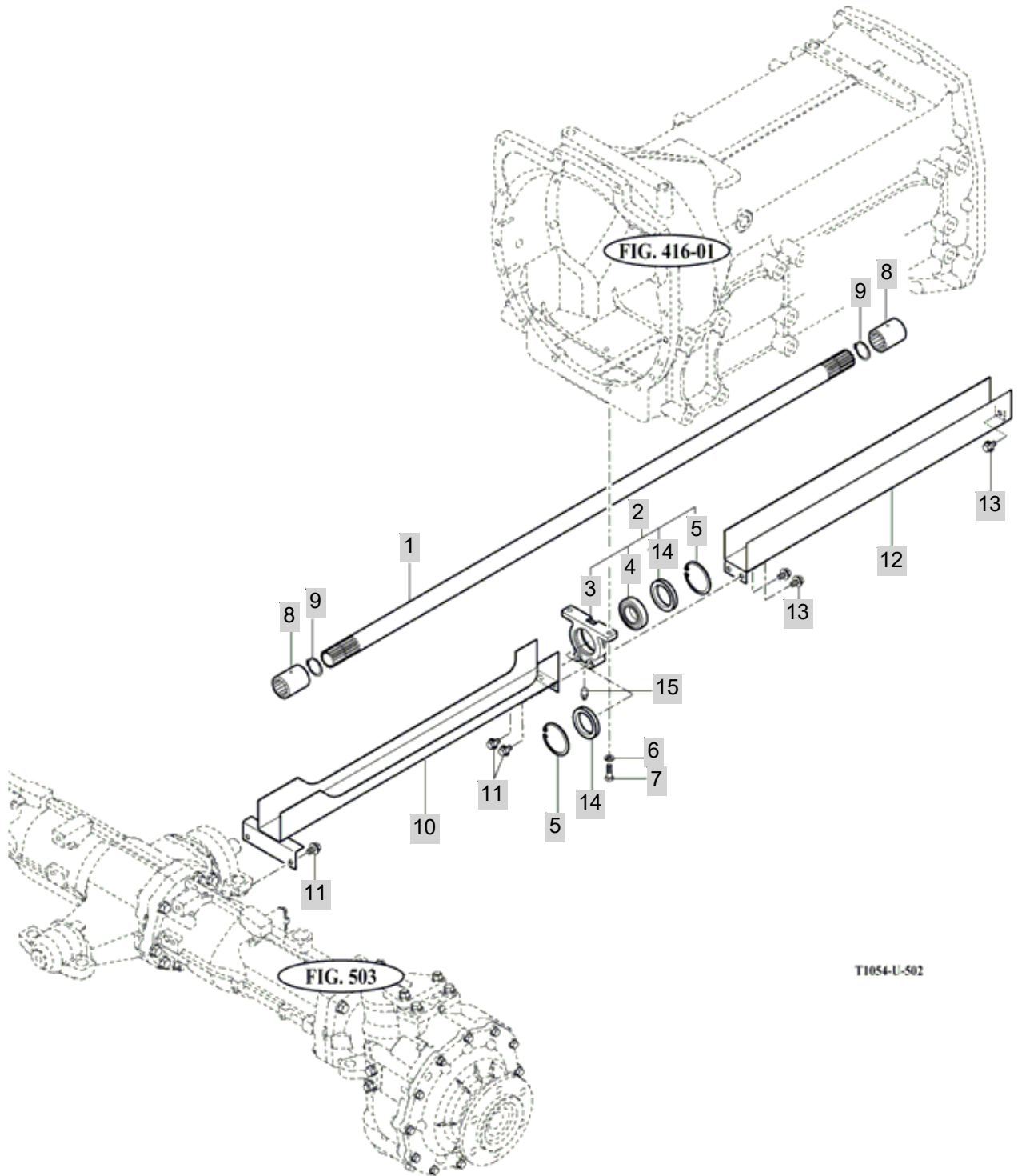
FIG 502

T1054SC

FRONT DRIVE SHAFT

년/월  
Year/Month

2020.11



T1054-U-502

NOTE





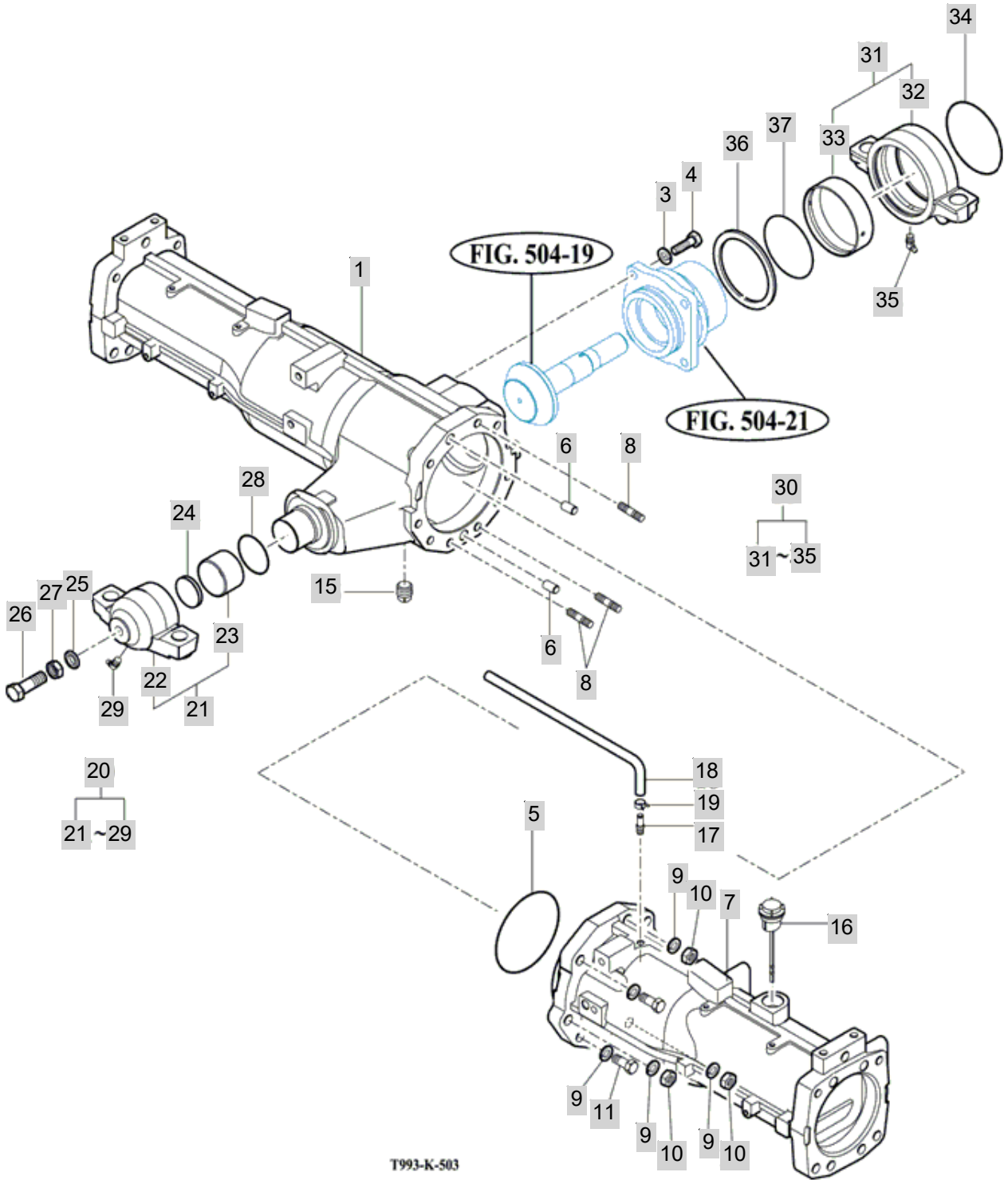
FIG 503

T1054SC

FRONT AXLE HOUSING

년/월  
Year/Month

2020.11



NOTE



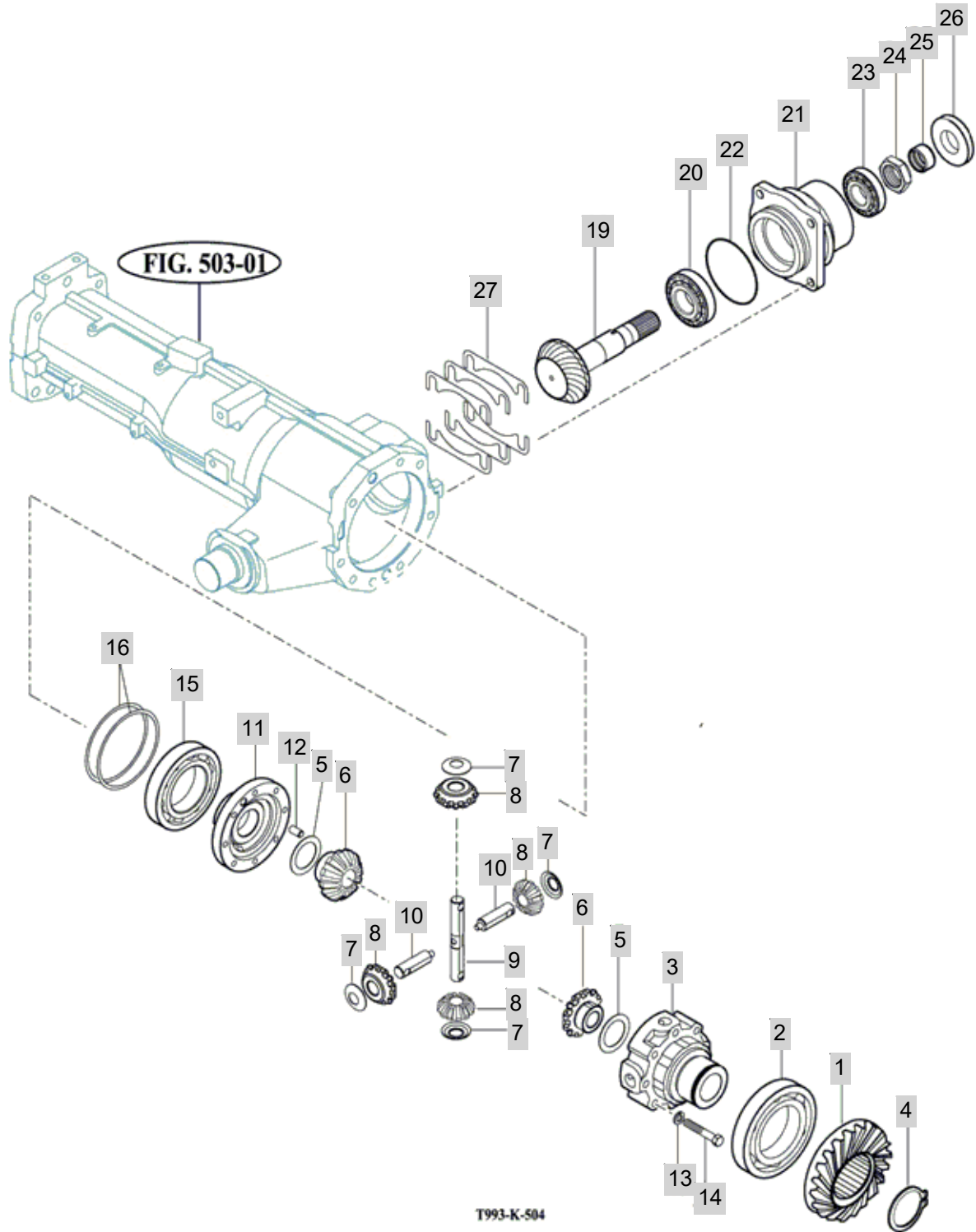
FIG 504

FRONT DIFFERENTIAL GEARS

년/월  
Year/Month

T1054SC

2020.11



NOTE



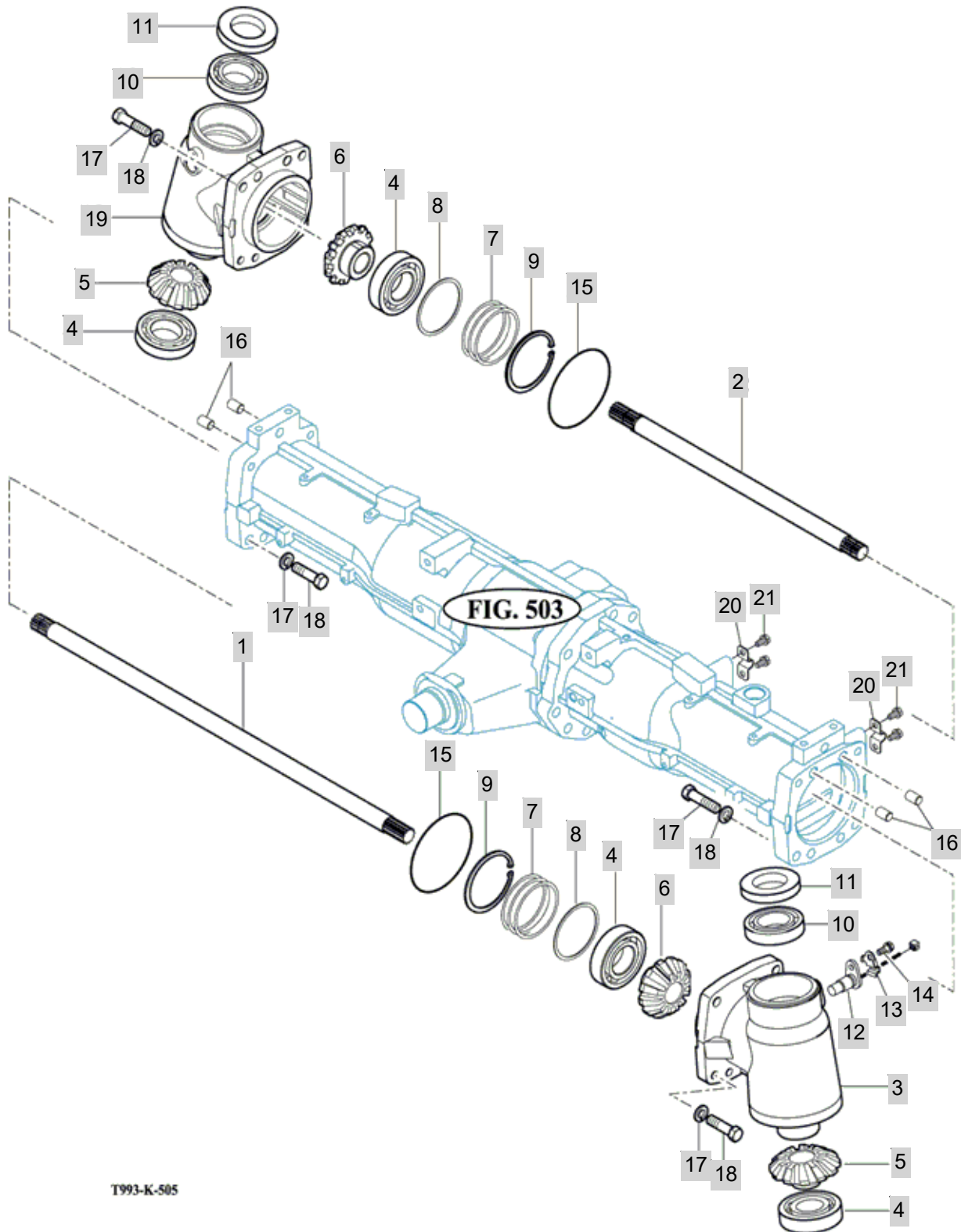
FIG 505

T1054SC

FRONT GEAR CASE (1)

년/월  
Year/Month

2020.11



T993-K-505

NOTE



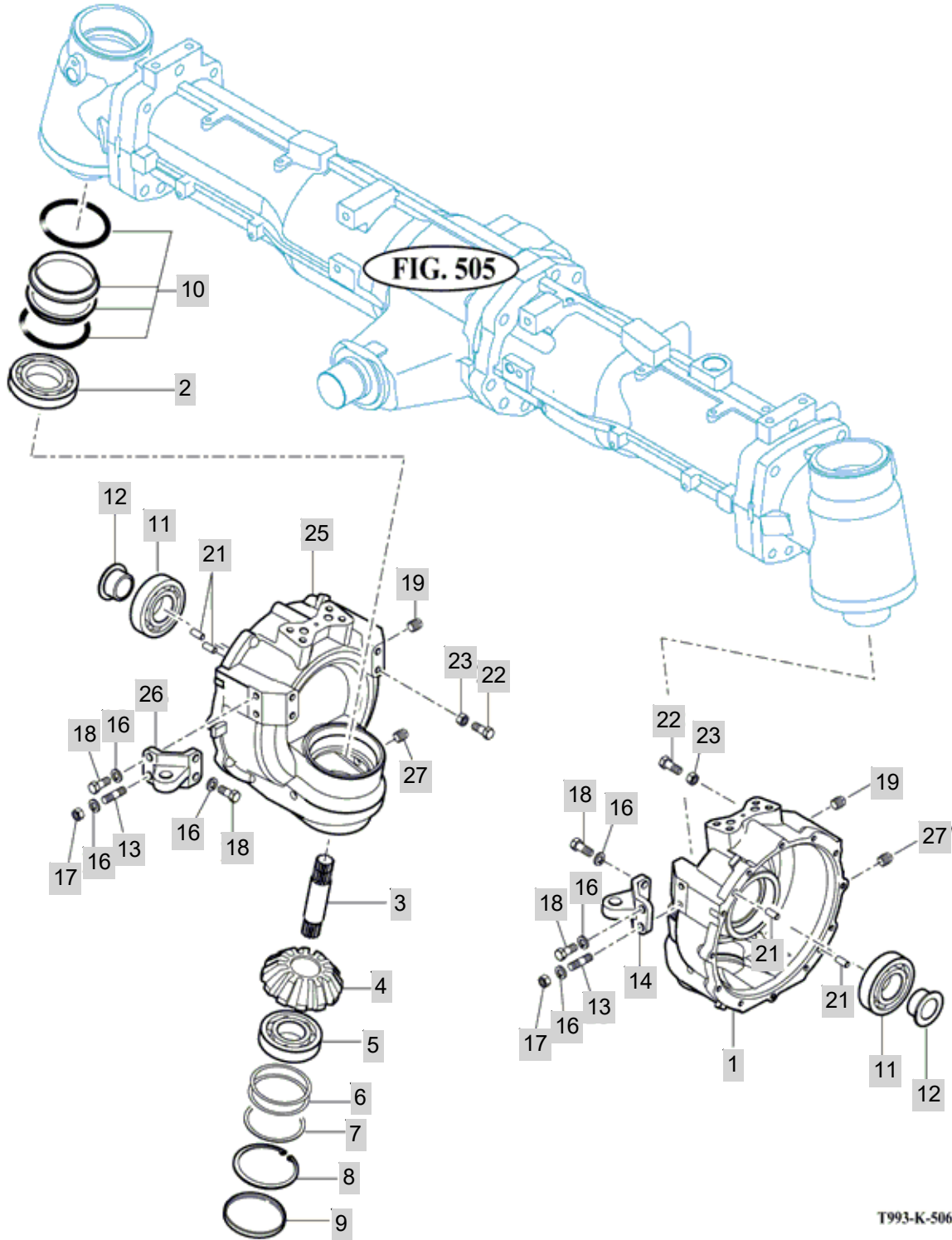
FIG 506

T1054SC

FRONT GEAR CASE (2)

년/월  
Year/Month

2020.11



T993-K-506

NOTE

FIG 506 T1054SC		FRONT GEAR CASE (2)					년/월 Year/Month	
							2020.11	
KEY NO	PART NO	DESCRIPTION	SPEC	QTY	REPAIR	EFFECTIVE DATE	REMARKS	
506	1	19024130212M	CASE , FINAL DRIVE B/LH	1X1X1		1		
506	2	V6001106212	BEARING , BALL	6212		2		
506	3	19024130050	SHAFT	D=32		2		
506	4	19024130060	GEAR , BEVEL 17T	1X1X1		2		
506	5	V6001106309	BEARING , BALL	6309		2		
506	6	17994410040	SHIM , 88X100X0.1	0.1T		4		
506	7	17994410050	SHIM , 88X100X1.5	88X100X1.5		2		
506	8	V7051401000	C-RING , HOLE	100		2		
506	9	17994410151	CAP	1X1X1		2	20060101	
506	10	17994410080	SEAL , MECHANICAL	SK0950FS		2		
506	11	V6001106309	BEARING , BALL	6309		2		
506	12	19024130110	BUSH	1X1X1		2		
506	13	V2514412030	BOLT , STUD	M12X30		2		
506	14	10014510112M	ARM , JOINT RH	1X1X1		1		
506	16	V4011600120	WASHER , SPRING	M12		8		
506	17	V3043600120	NUT , HEX/2	M12		2	20040901	
506	18	V2014612030	BOLT , HEX	M12X30		6		
506	19	V7811600006	PLUG, SQAURE TAPER	PT3/8		2		
506	21	V5201010022	PIN , PARALLEL/A	10X22		4		
506	22	V2014612030	BOLT , HEX	M12X30		2		
506	23	V3043600120	NUT , HEX/2	M12		2	20040901	
506	25	19024130222M	CASE , FINAL DRIVE B/RH	1X1X1		1		
506	26	10014410112M	ARM , JOINT LH	1X1X1		1		
506	27	19021015000	PLUG ASST , DRAIN (MAGNET 3/8)	1X1X1		2		
NOTE								



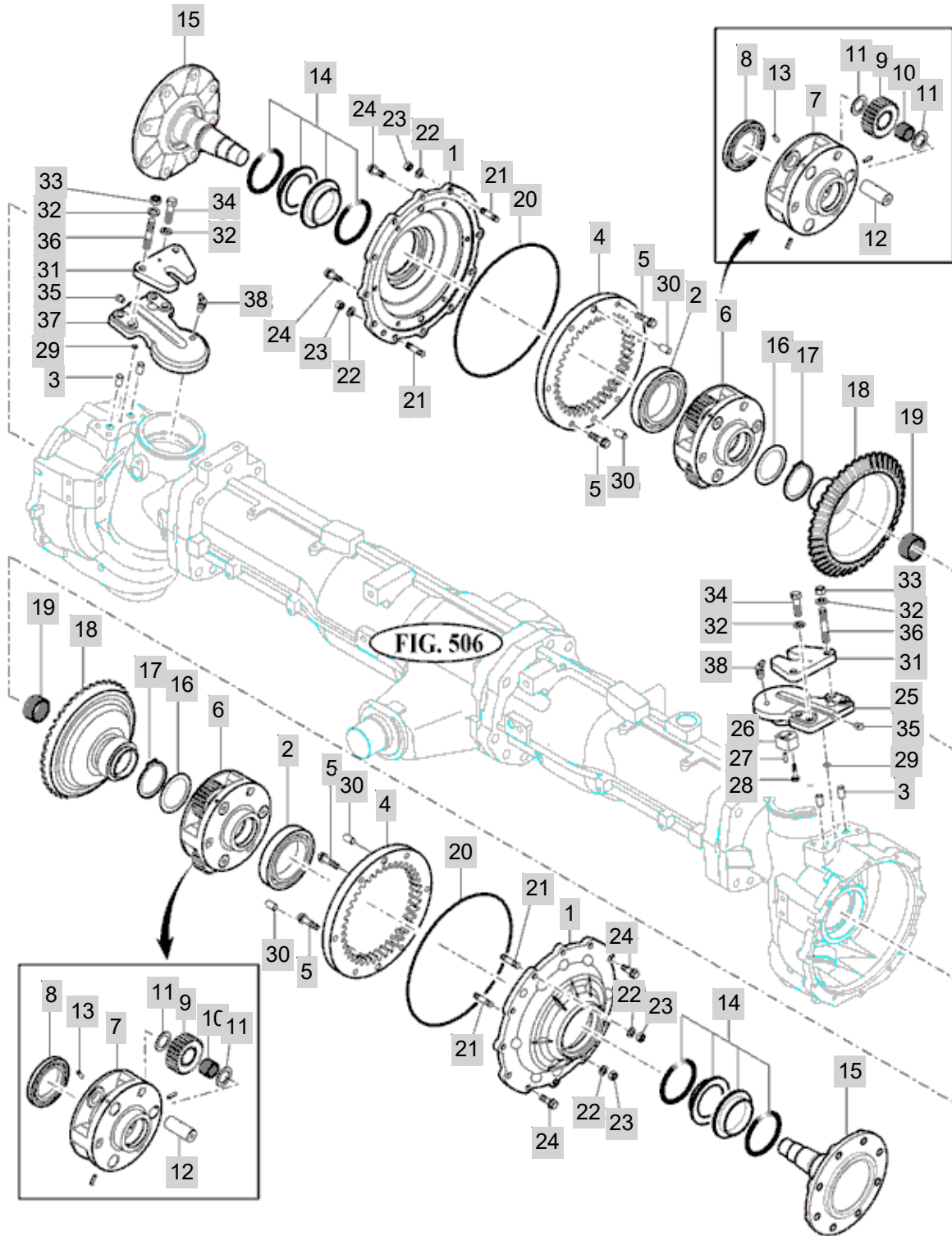
FIG 507

FRONT GEAR CASE (3)

년/월  
Year/Month

2020.11

T1054SC



T953-K-507

NOTE



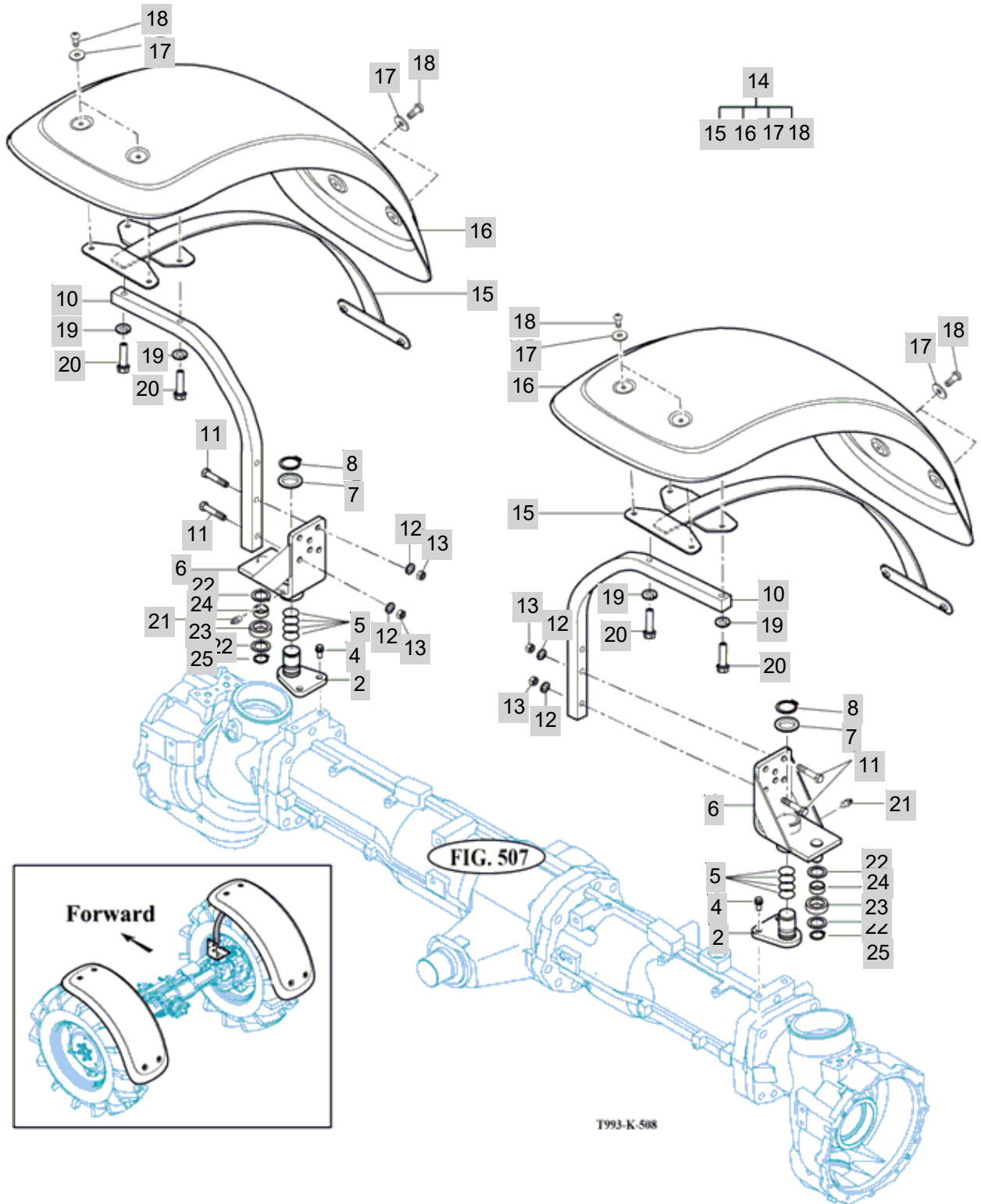
FIG 508

T1054SC

MUD GUARD ASSY

년/월  
Year/Month

2020.11



NOTE



## 6. HYDRAULICS & 3P-LINK PART NO. T1054SC-C6

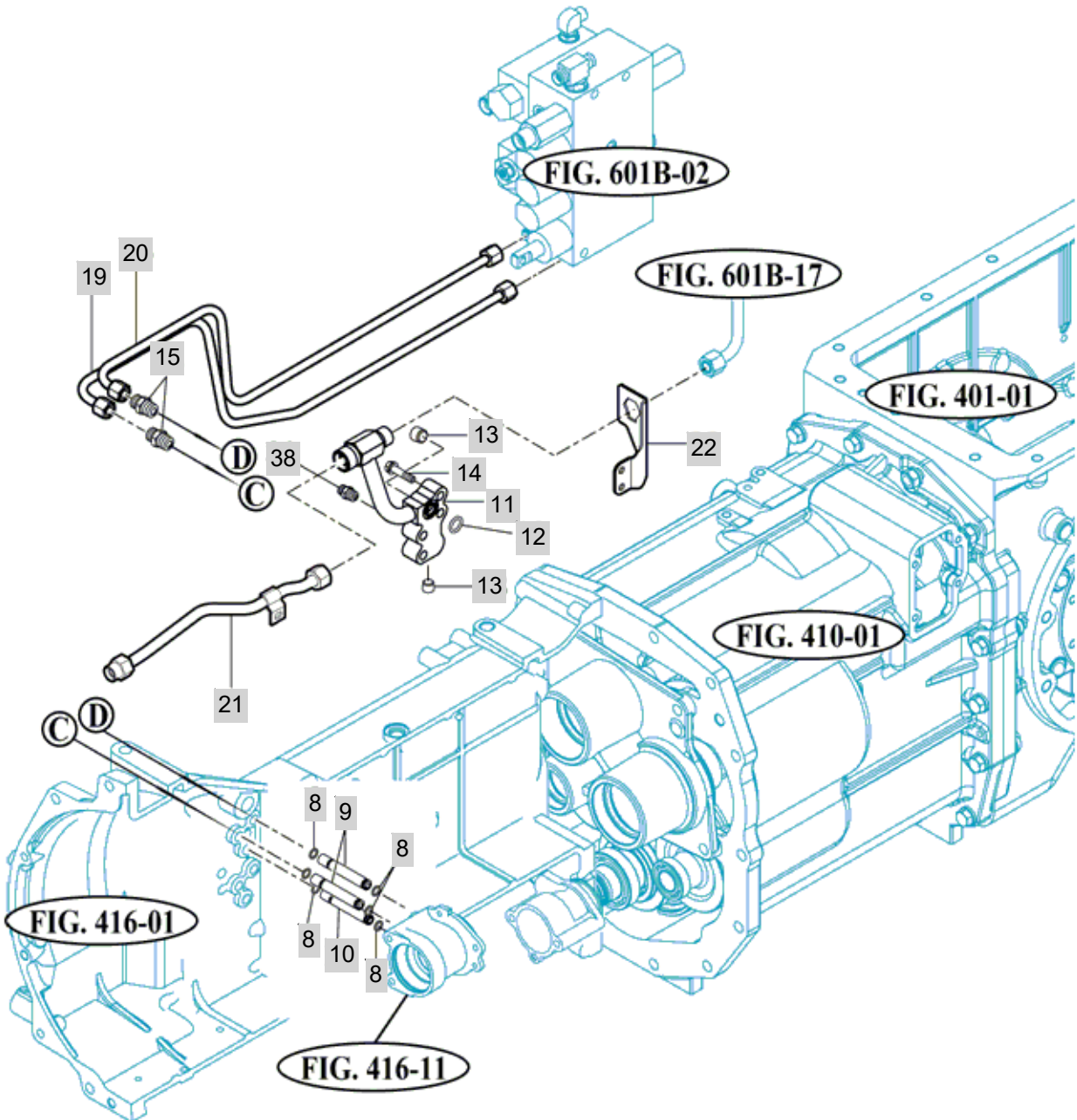
FIG 601A VALVE SUB, SHIFT	190
FIG 601B VALVE SUB, MAIN	192
FIG 602 DRAWBAR ASSY	194
FIG 603A FILTER SUB, SUCTION	196
FIG 603B GEAR PUMP ASSY	198
FIG 604 CASE, CYLINDER	200
FIG 605 ARM SUB, LIFT MAIN CONTROL VALVE SUB	202
FIG 606 POSITION & DRAFT LINK	204
FIG 607A AUX VALVE & FILTER SUB	206
FIG 607B LEVER SUB, AUX	208
FIG 607C POSITION & DRAFT LEVER	210
FIG 608A HITCH & 3-POINT LINK	212
FIG 608B HITCH & 3-POINT LINK	214
FIG 608C LOWER LINK & LIFT ROD	216
FIG 609 HYDRAULIC PIPE & HOSES	218
FIG 610 JOYSTICK	220

FIG 601A

VALVE SUB, SHIFT

년/월  
Year/Month

2020.11



T1054SC-E-601A

NOTE



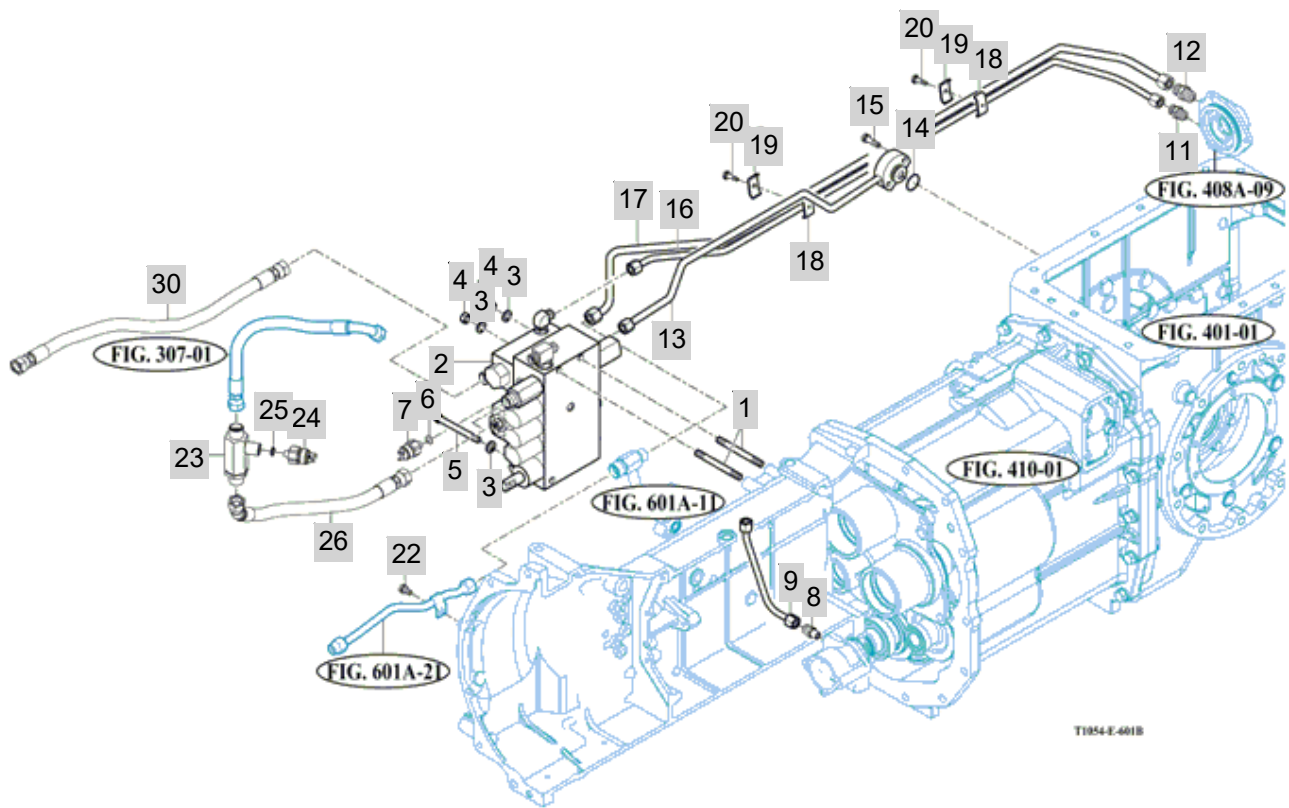
FIG 601B

T1054SC

VALVE SUB, MAIN

년/월  
Year/Month

2020.11



NOTE





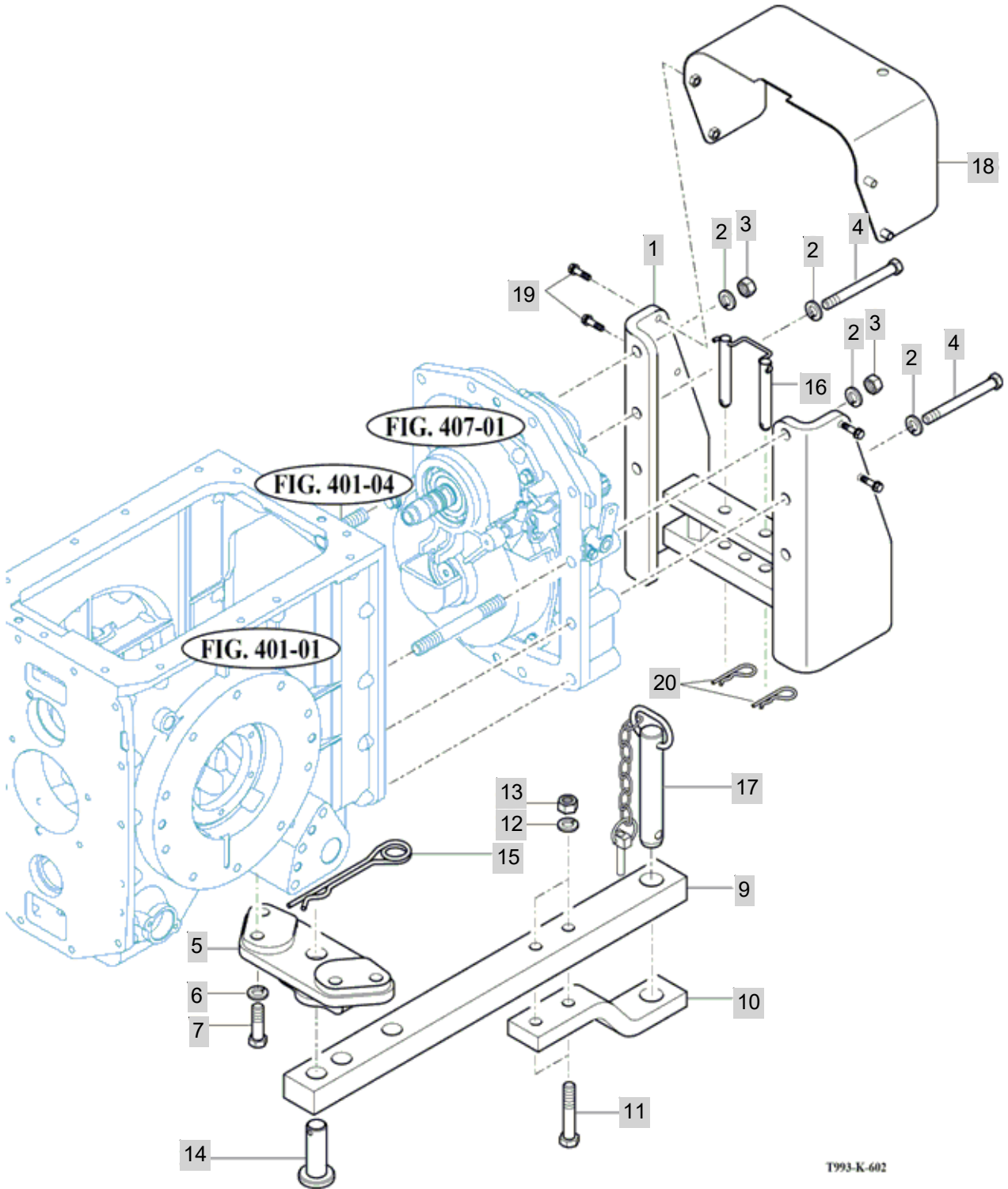
FIG 602

T1054SC

DRAWBAR ASSY

년/월  
Year/Month

2020.11



NOTE

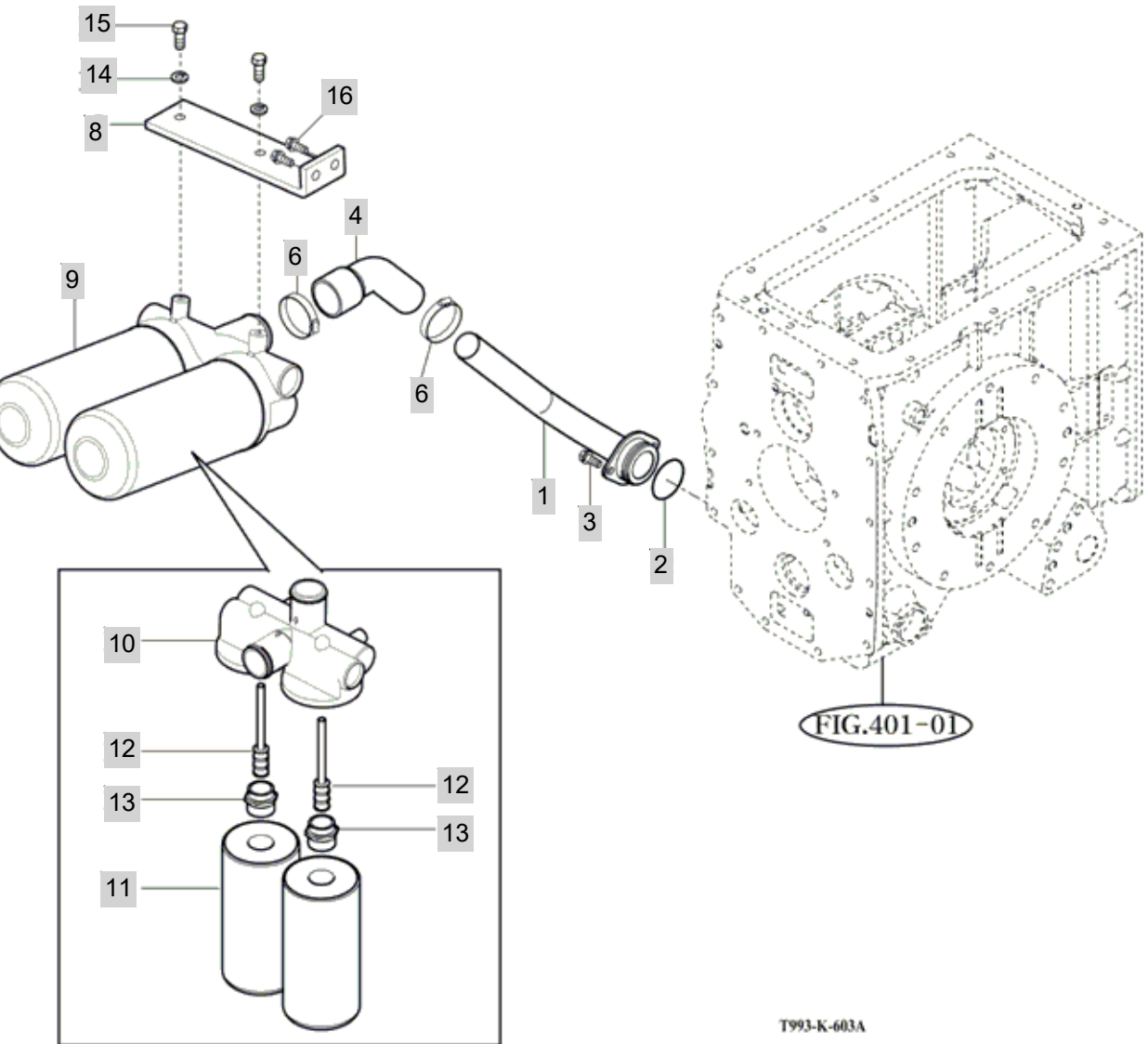


FIG 603A

FILTER SUB, SUCTION

년/월  
Year/Month

2020.11



T993-K-603A

NOTE



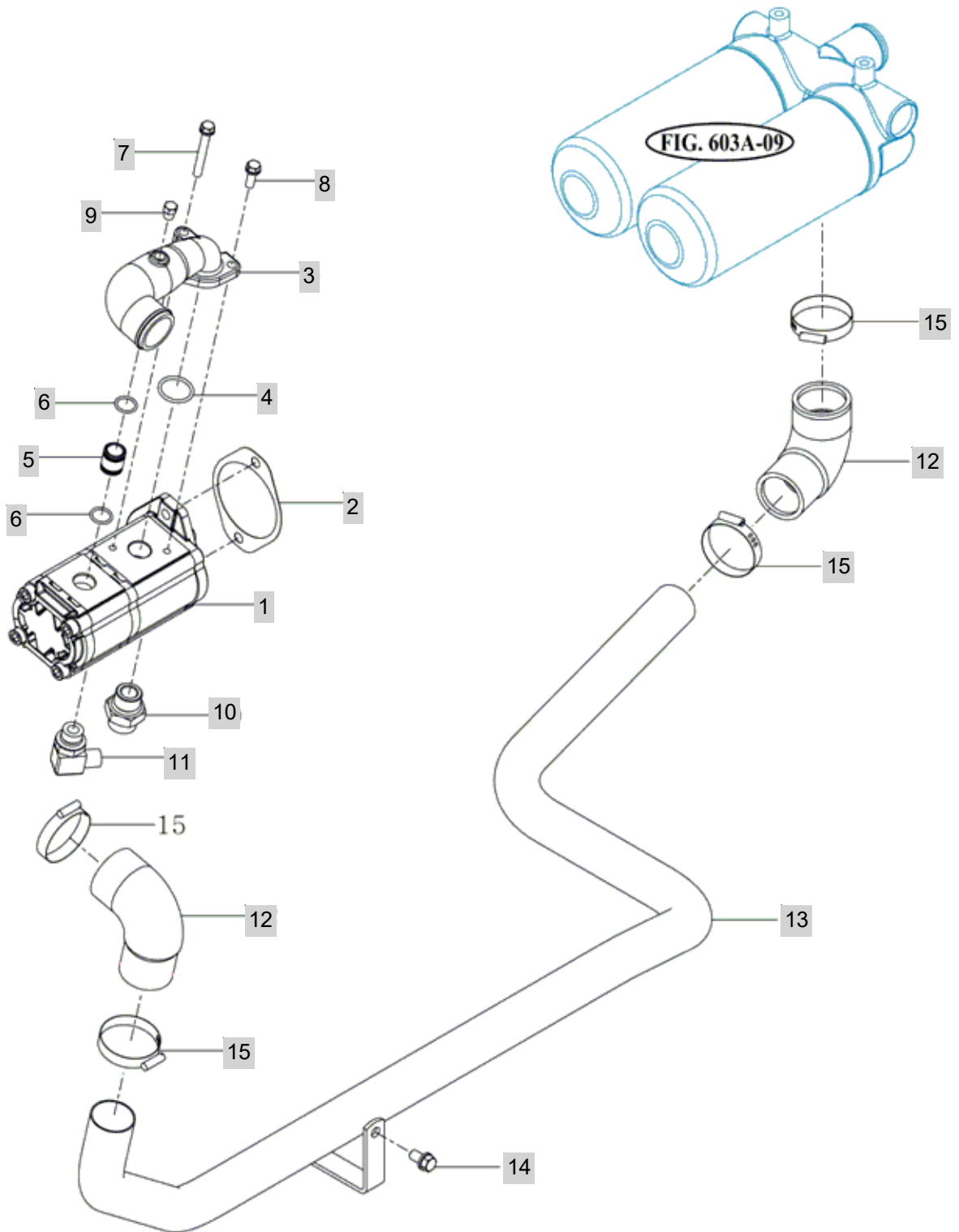
FIG 603B

T1054SC

GEAR PUMP ASSY

년/월  
Year/Month

2020.11



NOTE



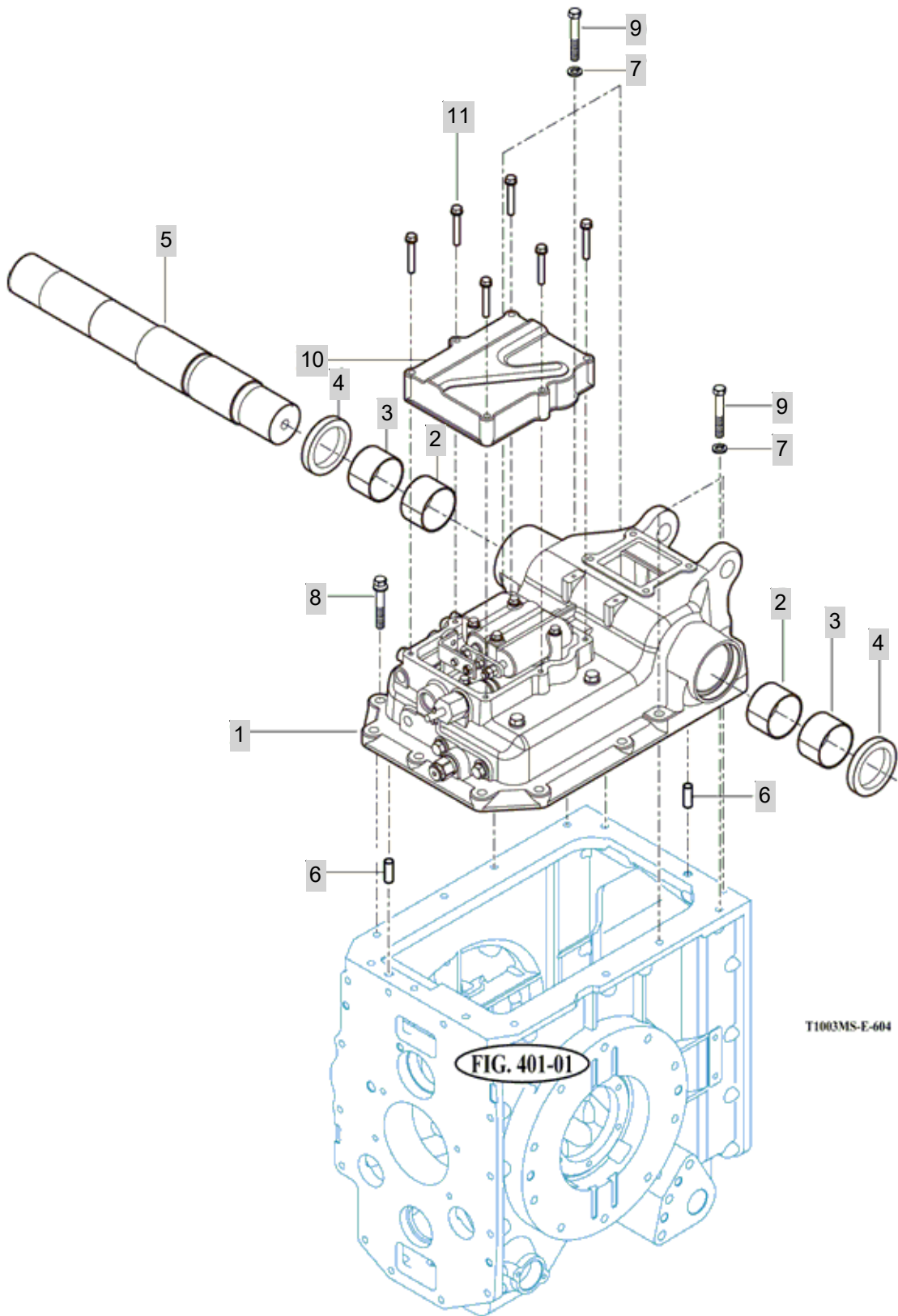
FIG 604

T1054SC

CASE, CYLINDER

년/월  
Year/Month

2020.11



T1003MS-E-604

FIG. 401-01

NOTE





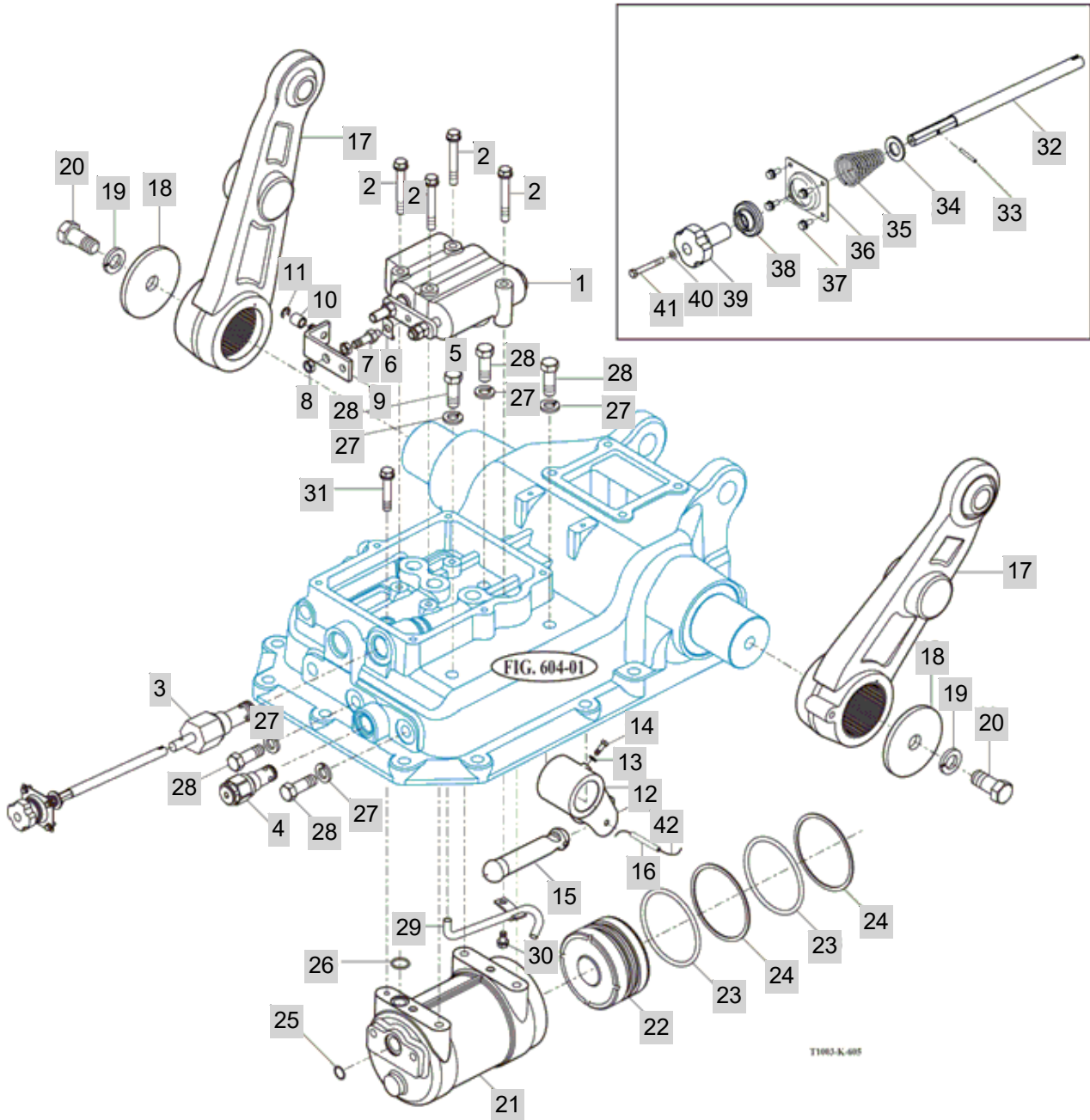
FIG 605

T1054SC

ARM SUB, LIFT MAIN CONTROL VALVE SUB

년/월  
Year/Month

2020.11



NOTE

<b>FIG 605</b>  T1054SC	<b>ARM SUB, LIFT MAIN CONTROL VALVE SUB</b>	년/월 Year/Month  2020.11
-------------------------------	---	----------------------------------

KEY NO	PART NO	DESCRIPTION	SPEC	QTY	REPAIR	EFFECTIVE DATE	REMARKS
605	1	19155141001	VALVE , MAIN CONTROL	1X1X1	1		
605	2	V2173608060	BOLT , HEX/S	M8X60	4		
605	3	19155135100	VALVE , FLOW CONTROL	1X1X1	1		
605	4	17800070000	VALVE ASSY . SAFETY	1X1X1	1		
605	6	17995040170	WASHER , LOCK	14X28X15	1		
605	7	19155141100	BOLT , SUPPORT	1X1X1	1		
605	8	V3052600080	NUT , HEX/3	M8	2	20040101	
605	9	19155145201	CLEVIS COMP	1X1X1	1		
605	10	17995040140	ROLLER		1		
605	11	V7081400060	E-RING	6	1		
605	12	19155120021M	CRANK , LIFT	1X1X1	1		
605	13	V4011600080	WASHER , SPRING	M8	1	20081201	
605	14	14045020130	BOLT , M8x25	육각 B=12	1		
605	15	19025130064M	ROD , PISTON	1X1X1	1		
605	16	19025130080	PIN , SPRING	8X70	1		
605	17	19025122102M	ARM COMP , LIFT	1X1X1	2		
605	18	19025120030	WASHER , 80	T=6	2		
605	19	V4011600160	WASHER , SPRING	M16	2	20081226	
605	20	V2014616035	BOLT , HEX	M16X35	2		
605	21	19155130010M	CYLINDER	1X1X1	1		
605	22	19155130051M	PISTON	1X1X1	1		
605	23	19025130032	O-RING , P100	1X1X1	2		
605	24	19025130040	BACKUPRING	100X110X1.9	2		
605	25	V7201135024	O RING .P	P24	1		
605	26	V7201124020	O-RING , P	P20	1		
605	27	V4011600120	WASHER , SPRING	M12	5		
605	28	V2024612035	BOLT , HEX FINE	M12X35	5		
605	29	19155132100	PIPE COMP , LUBRICATE	1X1X1	1		
605	30	V2173608016	BOLT , HEX/S	M8X16	1	20120501	
605	31	V2174608045	BOLT , HEX/S	M8X45	1		
605	32	19155072100	SHAFT COMP , SLOW RETURN	1X1X1	1		
605	33	V5801404032	PIN , SPRING	4X32	2		
605	34	V4111600180	WASHER , PLAIN	M18	1		
605	35	19155072020	SPRING , CORN	1X1X1	1		
605	36	19155072010GB	PLATE , SLOW RETURN	1X1X1	1		
605	37	V2123606016	BOLT , HEX /SP	M6X16	4	20081128	
605	38	19155072030	BOOT , SLOW RETURN		1		
605	39	15605070070	KNOB , SLOW RETURN		1		
605	40	V4011600060	WASHER , SPRING	M6	1	20040901	
605	41	V1112606040	SCREW , C/R PAN	M6X40	1		
605	42	V5901012170	WIRE , STEEL	1.2X170	1		

NOTE	
------	--

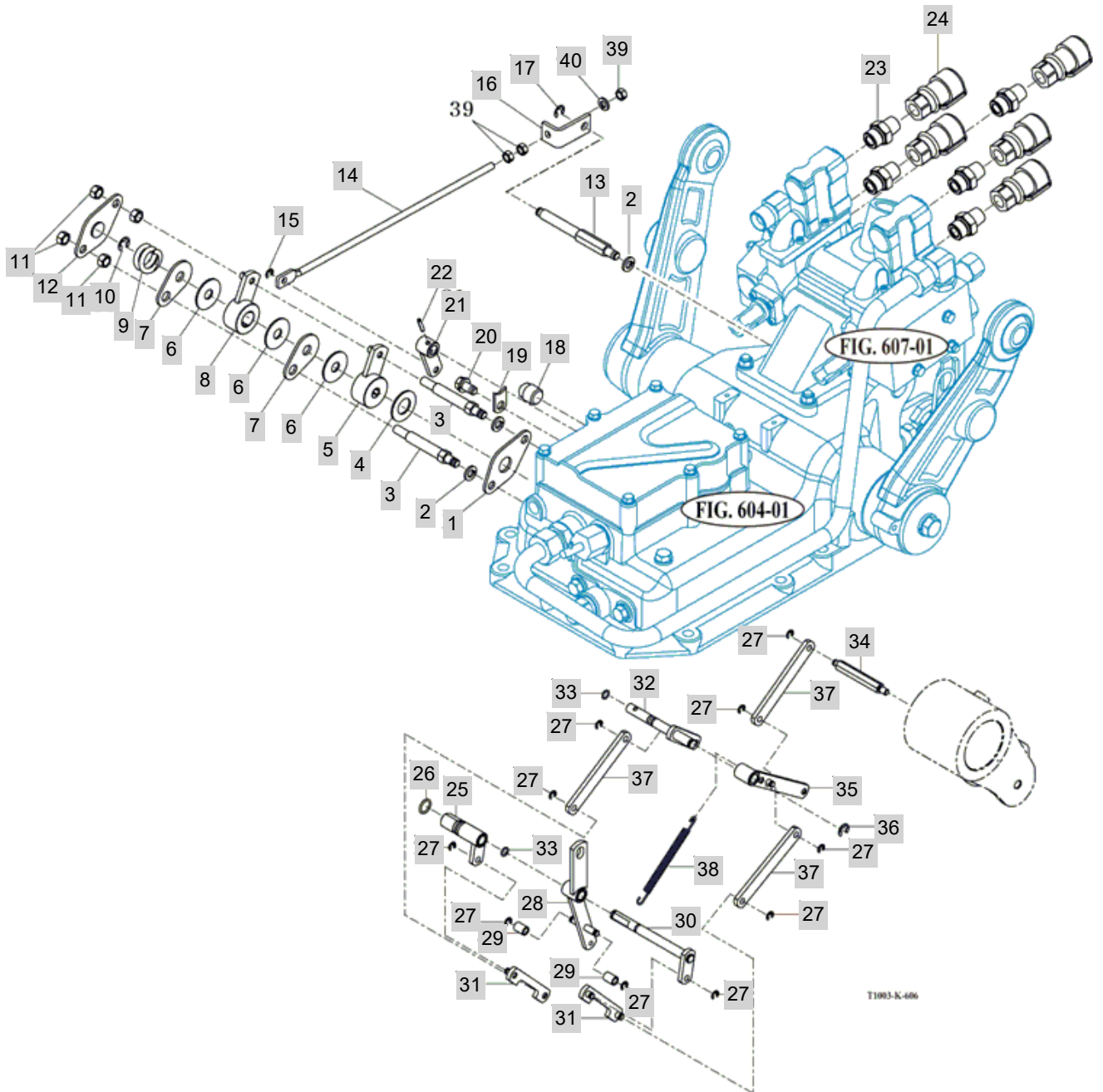
FIG 606

T1054SC

POSITION & DRAFT LINK

년/월  
Year/Month

2020.11



NOTE



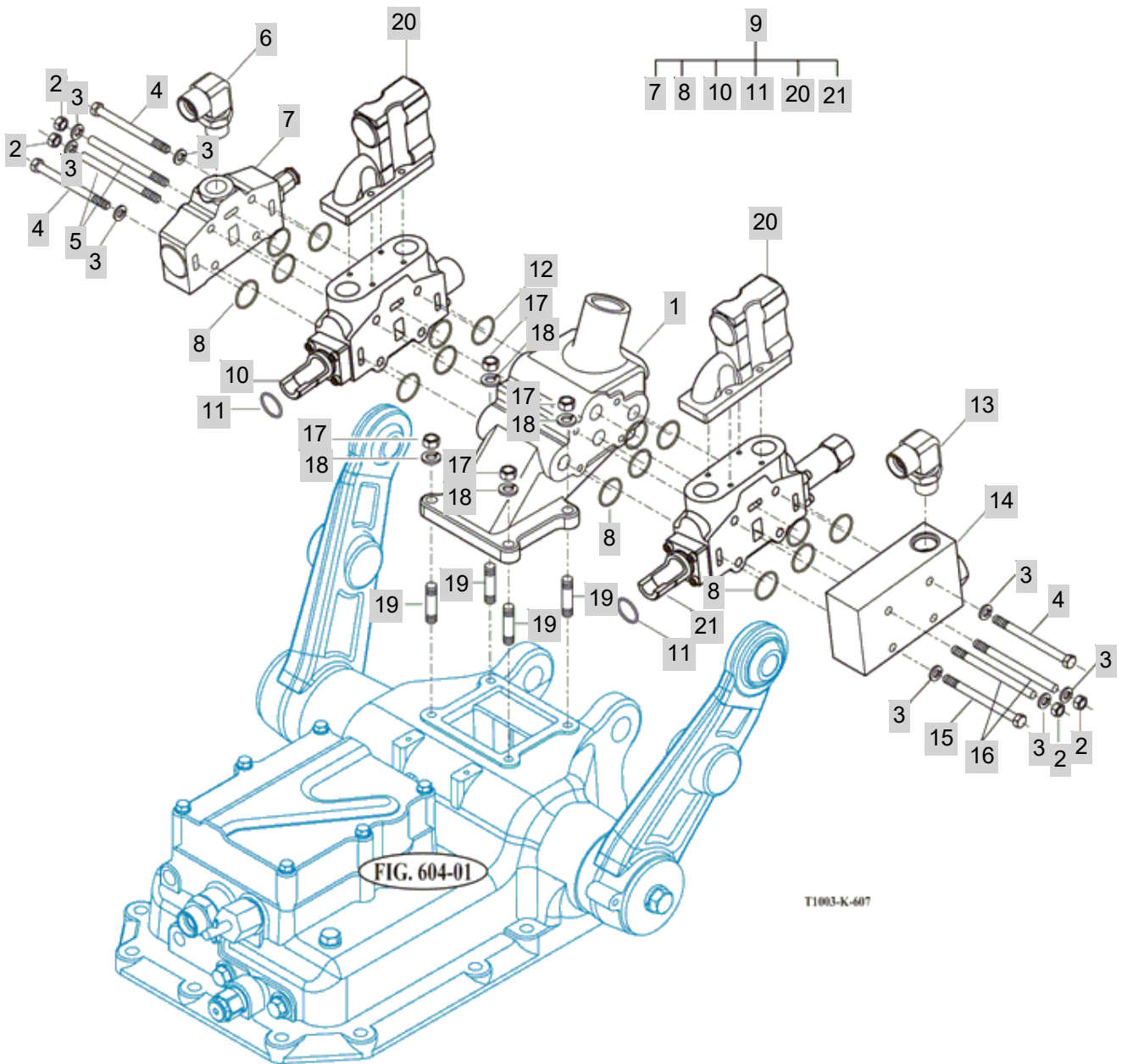
FIG 607A

T1054SC

AUX VALVE & FILTER SUB

년/월  
Year/Month

2020.11



NOTE

FIG 607A		AUX VALVE & FILTER SUB						년/월 Year/Month
T1054SC								2020.11
KEY NO	PART NO	DESCRIPTION	SPEC	QTY	REPAIR	EFFECTIVE DATE	REMARKS	
607A	1	19025110094M	CASE , AUX	1X1X1	1			
607A	2	V3043600080	NUT , HEX/2	M8	4	20081001		
607A	3	V4011600080	WASHER , SPRING	M8	8	20081201		
607A	4	V2014608095	BOLT , HEX	M8X95	2			
607A	5	19025151022	STUDBOLT , M8X95	11T	2			
607A	6	19025151030	ELBOW , M22 PF3/4	1X1X1	1			
607A	7	19025152101	COVER SUB , INLET	1X1X1	1			
607A	8	19025152020	O-RING, AUX VALVE	1X1X1	12			
607A	9	19175152000	VALVE ASSY , AUXI	1X1X1	1	20100916		
607A	10	19025152301	AUX VALVE SUB , D/A	1X1X1	1			
607A	11	V7231020024	O-RING , S	G24	2			
607A	12	V7211031025	O-RING , G	G25	4			
607A	13	19155151070	ELBOW, M22 M28	1X1X1	1			
607A	14	19155152200	COVER ASSY, OUTLET	1X1X1	1			
607A	15	V2014608100	BOLT , HEX	M8X100	2			
607A	16	V2514408100	BOLT , STUD/2	M8X100	2			
607A	17	V3042600100	NUT , HEX/2	M10	4	20081001		
607A	18	V4011600100	WASHER , SPRING	M10	4	20081001		
607A	19	V2513410030	BOLT , STUD/2	M10X30	4			
607A	20	19025152031	FLANGE, AUX VALVE	1X1X1	2			
607A	21	19125152600	AUX VALVE SUB , FLOAT 3/DETENT	1X1X1	1	20100916		
NOTE								

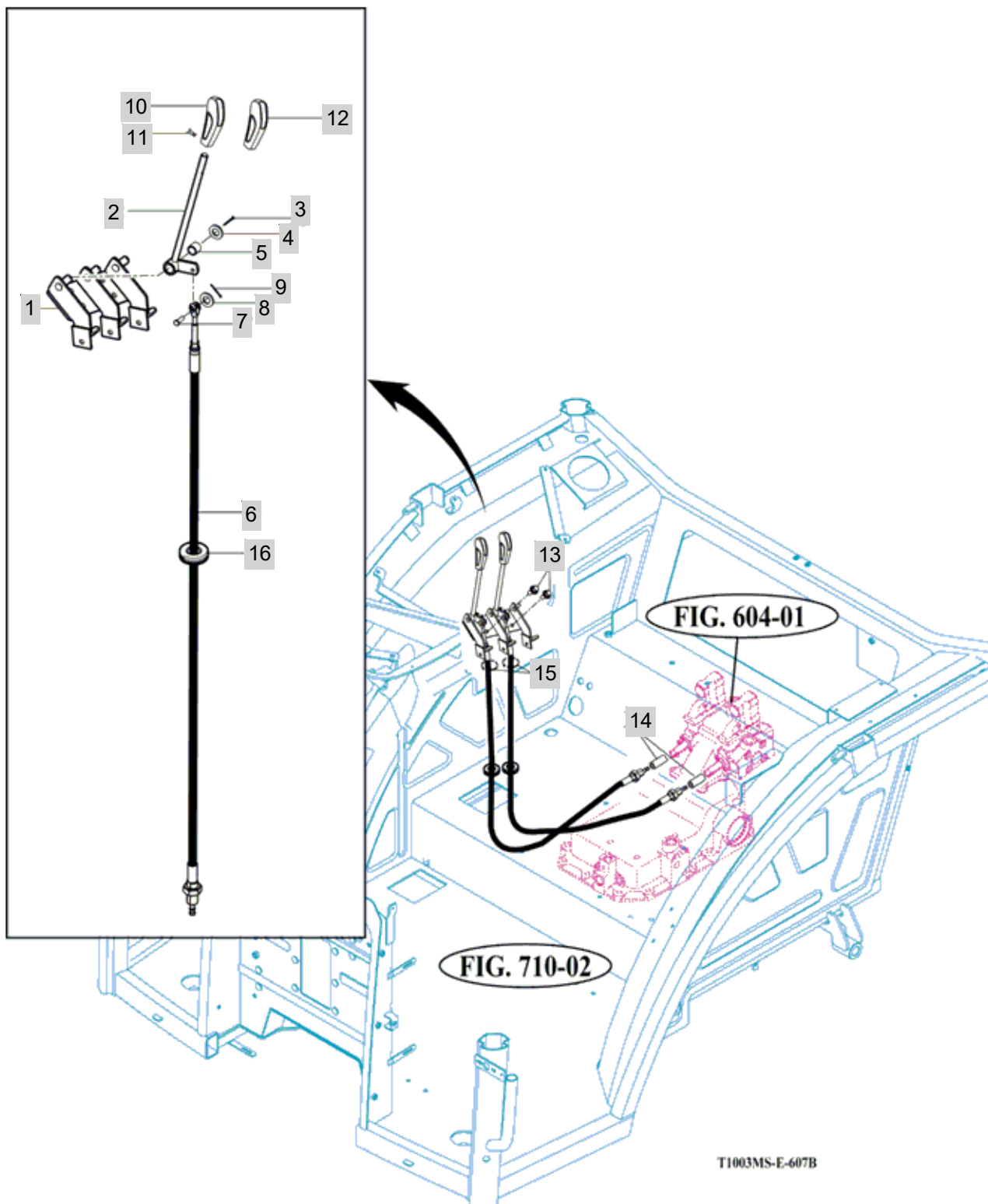
FIG 607B

LEVER SUB, AUX

년/월  
Year/Month

2020.11

T1054SC



T1003MS-E-607B

NOTE



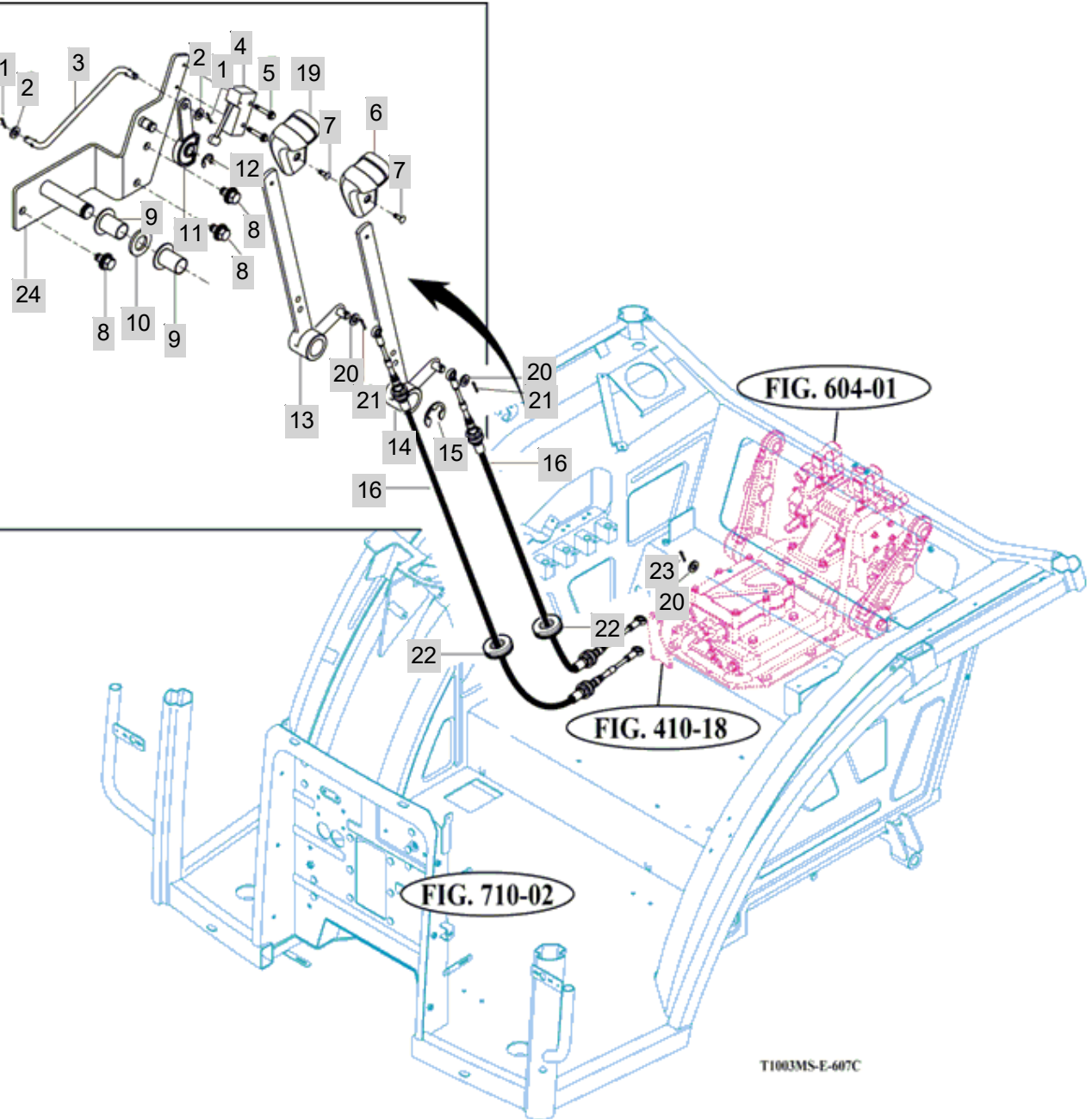


FIG 607C

POSITION & DRAFT LEVER

년/월  
Year/Month

2020.11



NOTE

FIG 607C T1054SC	POSITION & DRAFT LEVER						년/월 Year/Month
							2020.11

KEY NO	PART NO	DESCRIPTION	SPEC	QTY	REPAIR	EFFECTIVE DATE	REMARKS
607C	1	V5001920010	PIN , SPLIT	2X10			
607C	2	V4111600060	WASHER , PLAIN	M6		20081201	
607C	3	19997070010	로드, 스위치	D=6		20110310	
607C	4	16606742301	SWITCH ASSY . LIMIT			20060425	
607C	5	V1222604025	SCREW , C/R PAN/SP	M4X25			
607C	6	19157092501	GRIP ASSY , DRAFT	1X1X1			
607C	7	V1122805012	SCREW , C/R FLAT	M5X12			
607C	8	V2183608016	BOLT , HEX/SP	M8X16		20081224	
607C	9	14527092120	BUSH, NYLON/16X18X27	1X1X1			
607C	10	V4111600060	WASHER , PLAIN	M6		20081201	
607C	11	14527090020	CAM , SENSER	1X1X1			
607C	12	V7081400080	E-RING	8			
607C	13	19157092201	LEVER COMP , POSITION	1X1X1			
607C	14	19157092300	LEVER COMP , DRAFT	1X1X1			
607C	15	V7081400150	E-RING	15			
607C	16	19157092401	CABLE ASSY , POSITION/DRAFT	1X1X1			
607C	17	19157092100	BRACKET COMP	1X1X1			
607C	19	19157092601	GRIP ASSY , POSTION	1X1X1			
607C	20	V4111600080	WASHER , PLAIN	M8		20081201	
607C	21	V5601600008	PIN , SNAP	8			
607C	22	19027553230	GROMMET , CABLE/D8	1X1X1			
607C	23	V5001920020	PIN , SPLIT	2X20		20040501	
607C	24	19157092100GB	BRACKET COMP	1X1X1			

NOTE

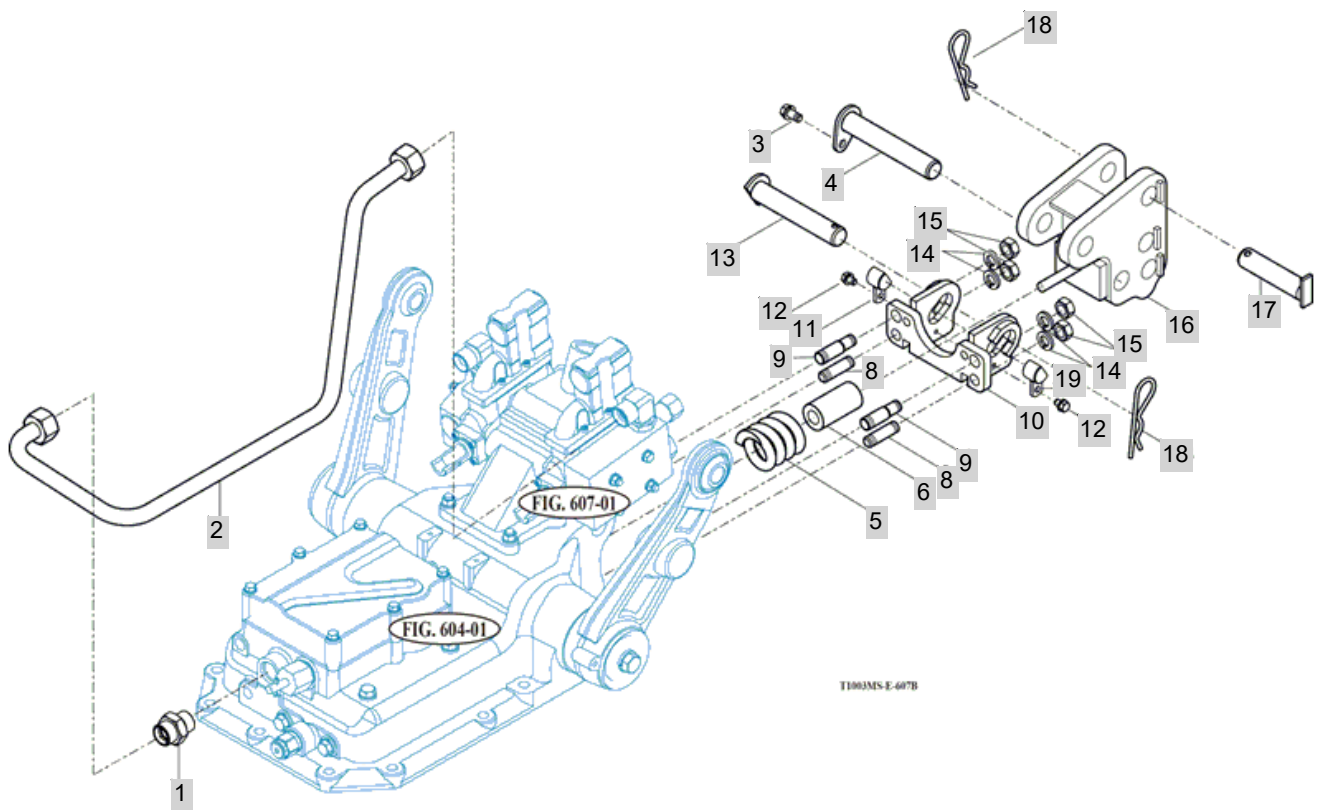
FIG 608A

T1054SC

HITCH & 3-POINT LINK

년/월  
Year/Month

2020.11



NOTE



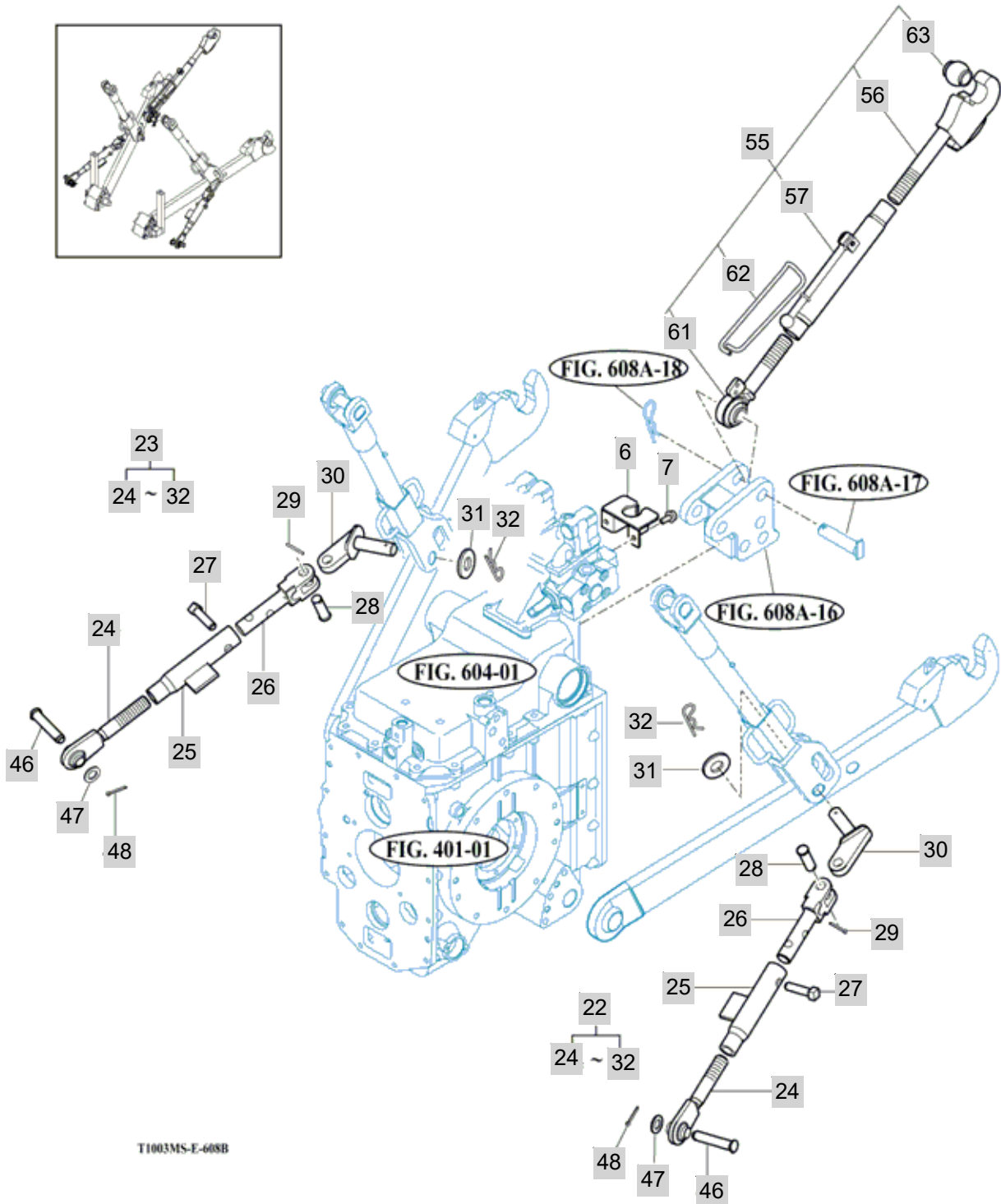
FIG 608B

T1054SC

HITCH & 3-POINT LINK

년/월  
Year/Month

2020.11



T1003MS-E-608B

NOTE



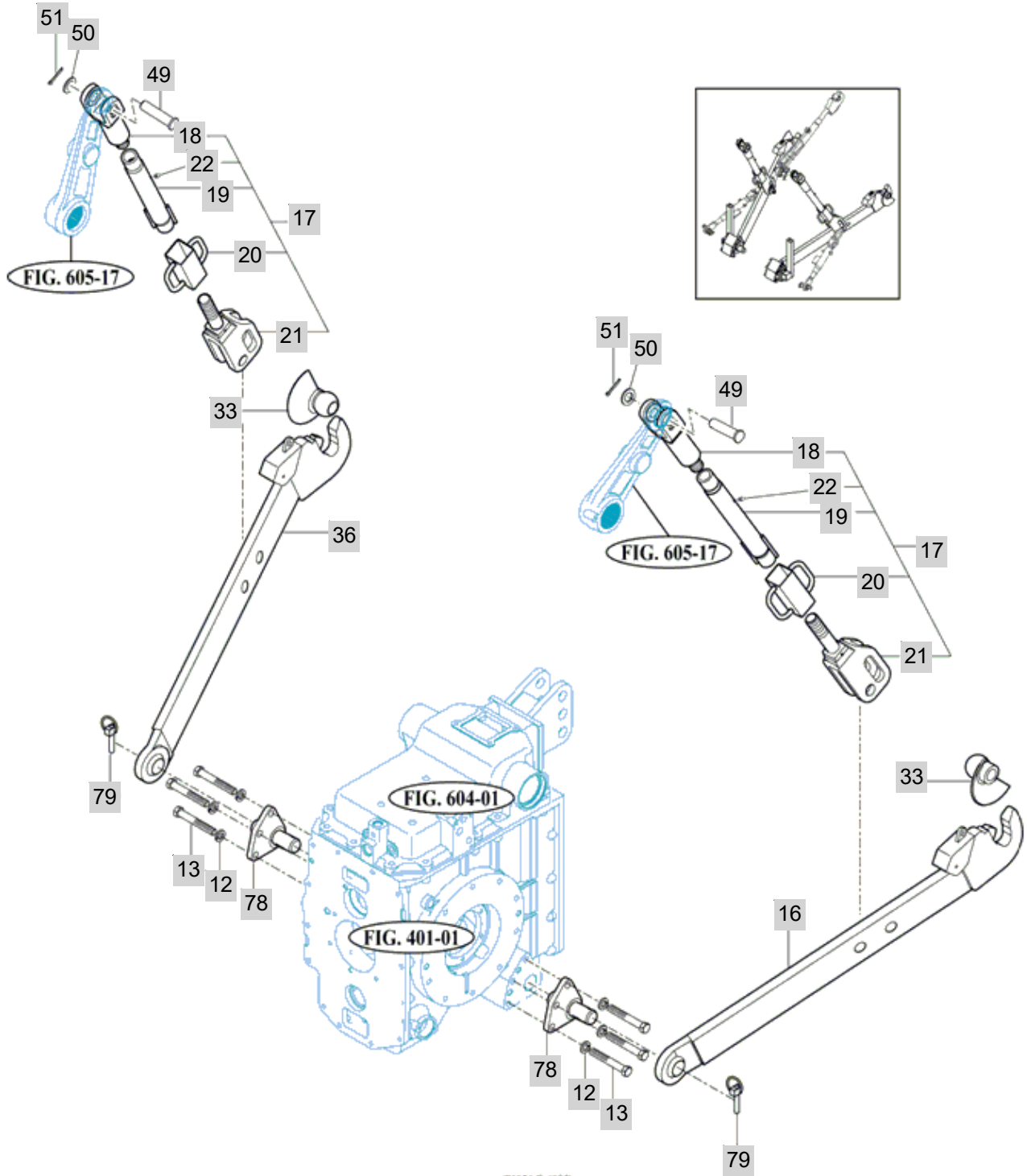
FIG 608C

T1054SC

LOWER LINK & LIFT ROD

년/월  
Year/Month

2020.11



NOTE





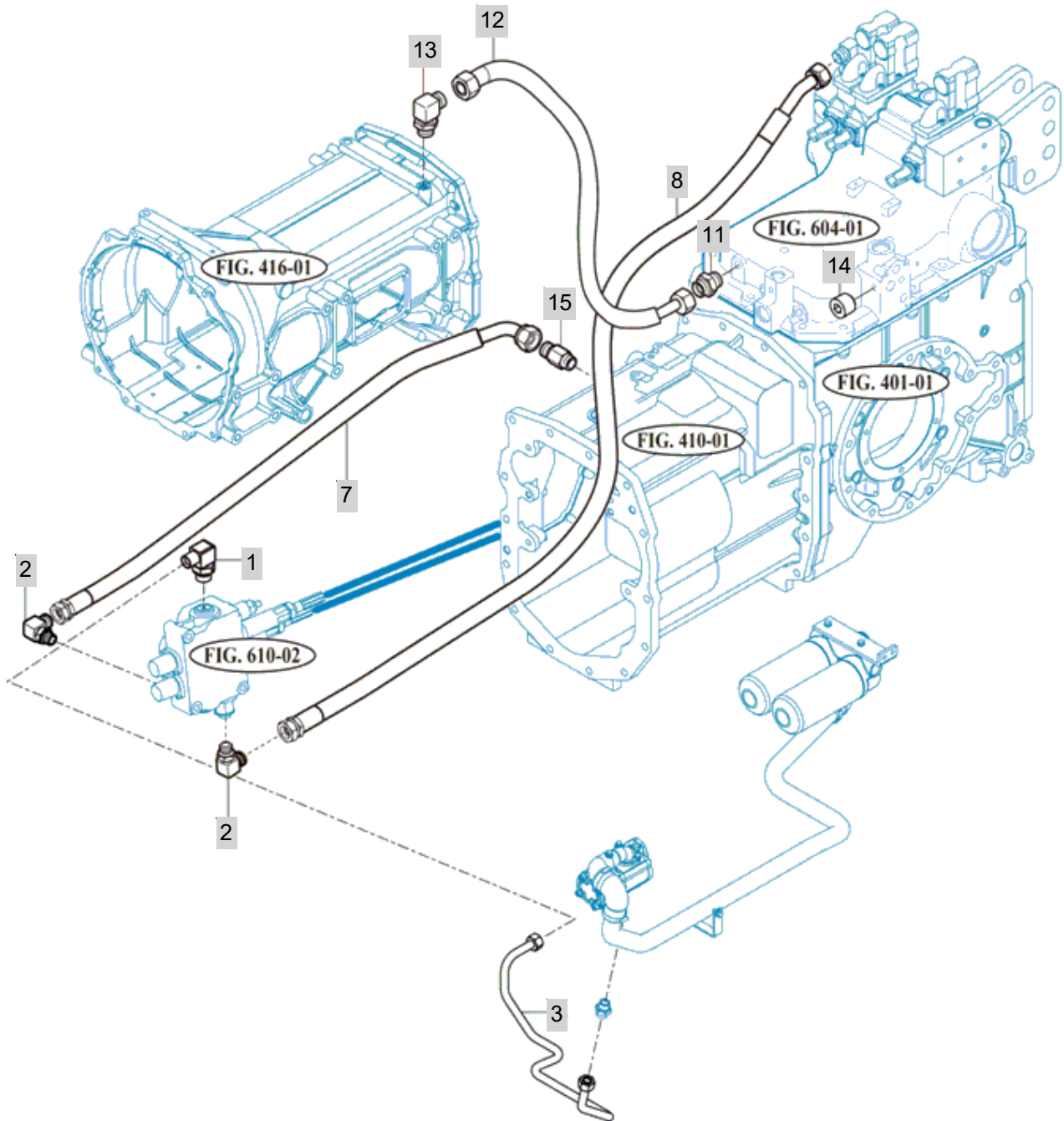
FIG 609

HYDRAULIC PIPE & HOSES

년/월  
Year/Month

T1054SC

2020.11



NOTE



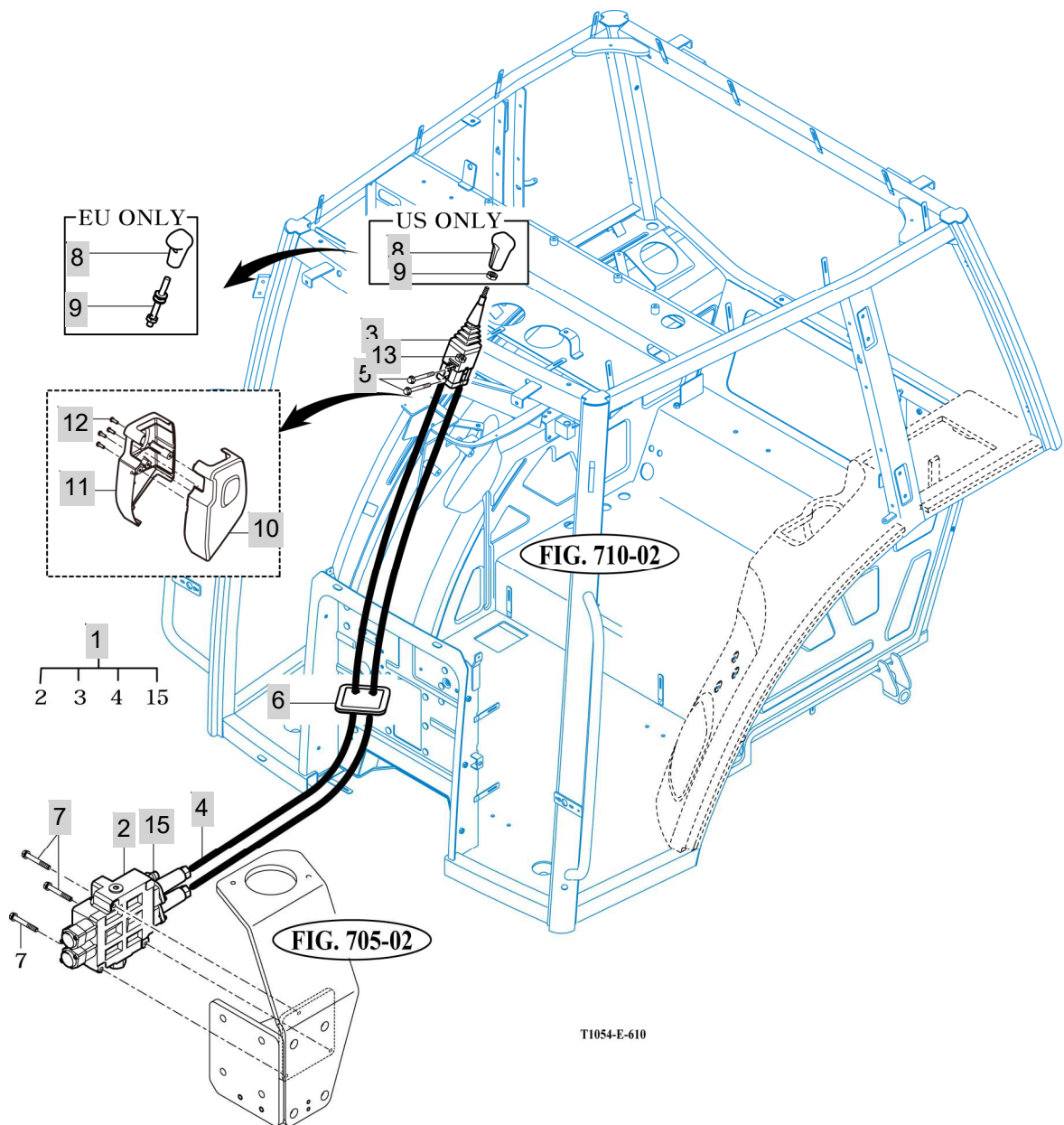
FIG 610

T1054SC

JOYSTICK

년/월  
Year/Month

2020.11



NOTE



## 7. SHEET METAL & CABIN PART NO. T1054SC-C7

FIG 701 FRONT FRAME SUB	223
FIG 702 FRAME, HOOD	225
FIG 703 HOOD	227
FIG 704 STEP & BOOTS	229
FIG 705 FRONT & REAR MOUNTING	231
FIG 706 SEAT & MAT	233
FIG 708 DOOR-LH	235
FIG 709 DOOR-RH	237
FIG 710 FRAME COMP & FRONT GLASS	239
FIG 711 SIDE GLASS	241
FIG 712 REAR GLASS	243
FIG 713 SUB FENDER & COVER	245
FIG 714 REARVIEW MIRRORS	247
FIG 715 HEATER & AIR-CON (1)	249
FIG 716 HEATER & AIR-CON (2)	251
FIG 717 ROOF	253
FIG 718 CABIN INTERIOR	255
FIG 719 DASHCOVER	257
FIG 720 TANK ASSY, WASH	259
FIG 721 ROOM MIRROR ASSY	261
FIG 722 COVER-FENDER&JOYSTICK LEVER	263

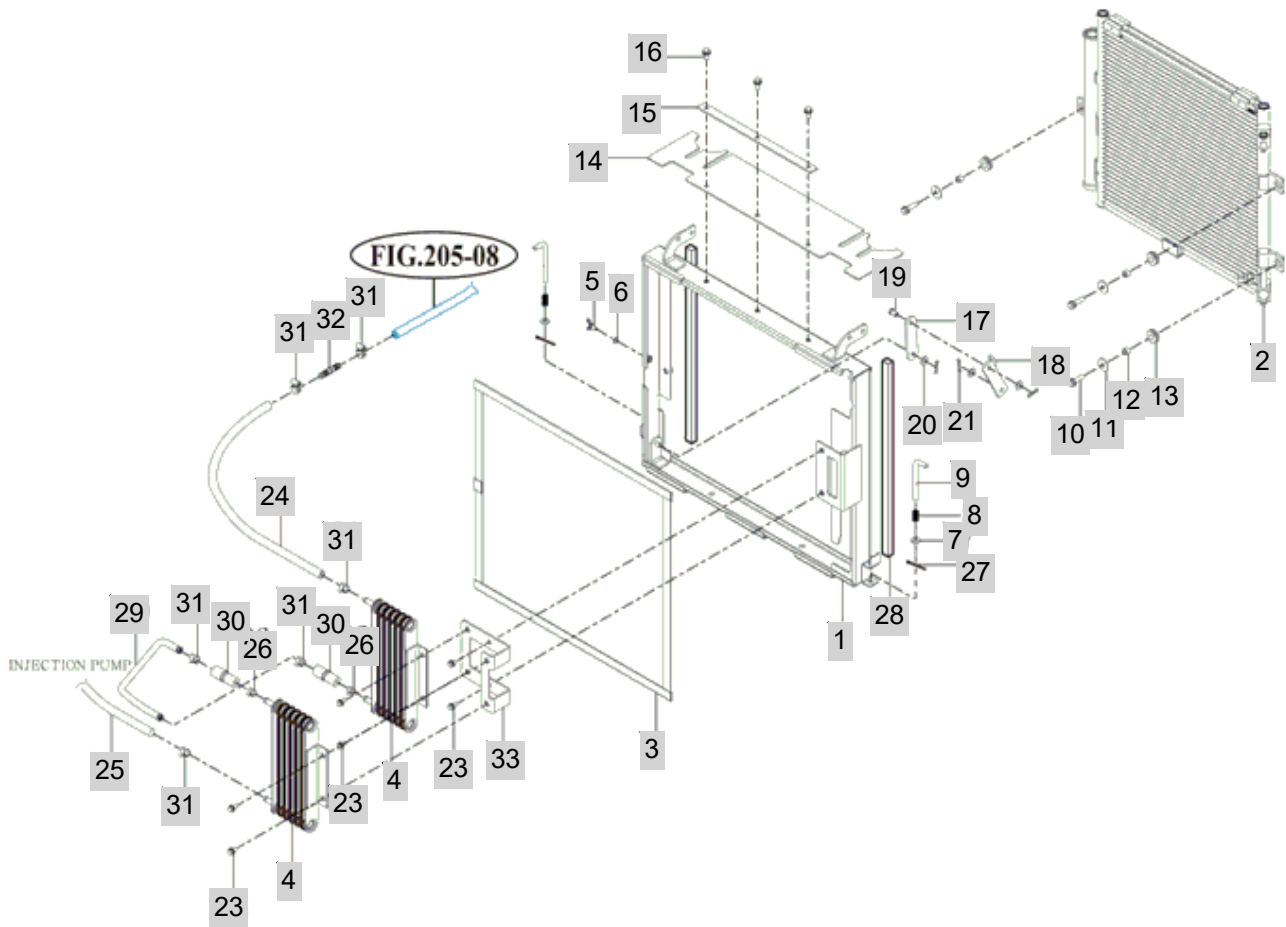
FIG 701

T1054SC

FRONT FRAME SUB

년/월  
Year/Month

2020.11



NOTE





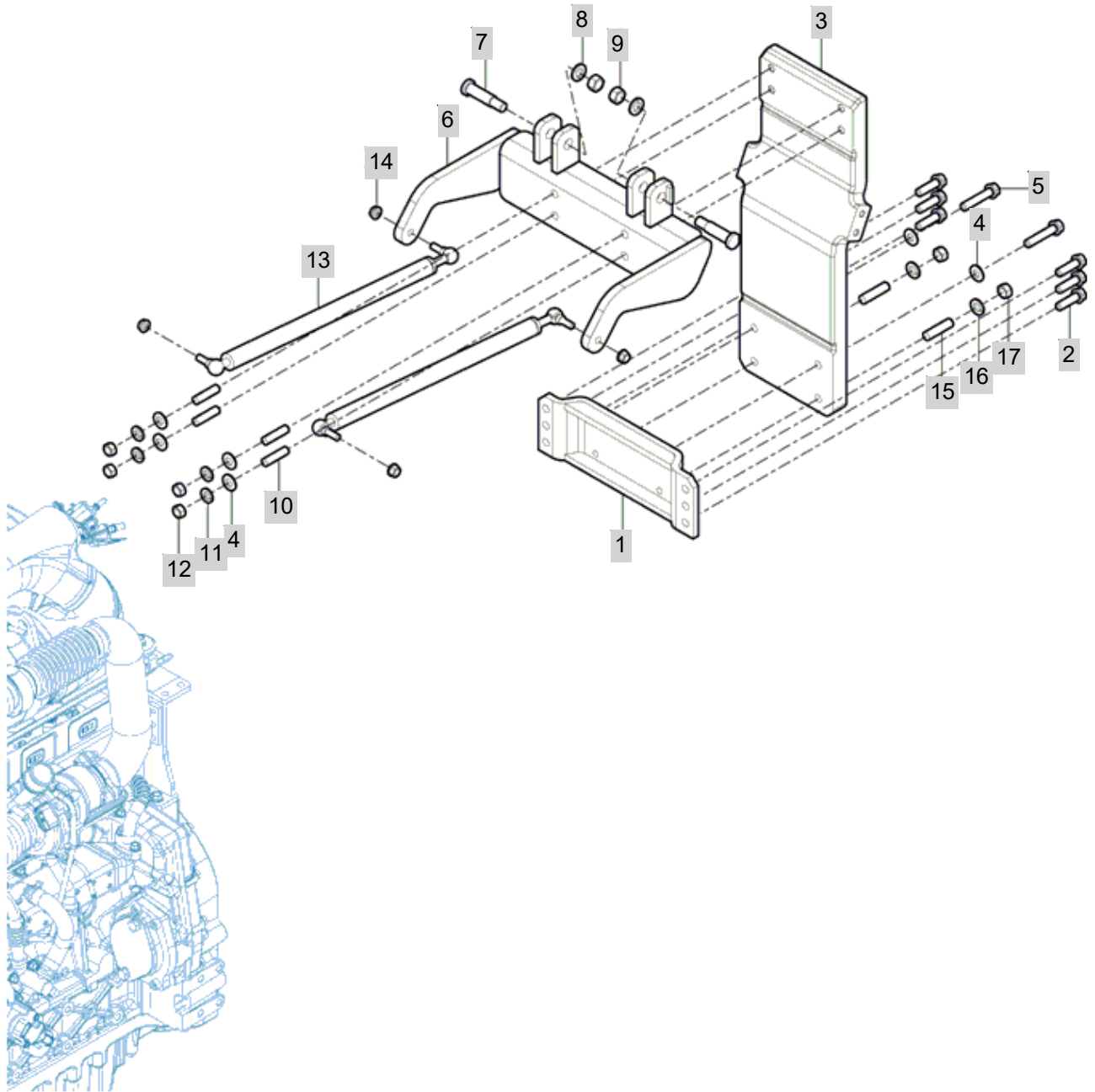
FIG 702

T1054SC

FRAME, HOOD

년/월  
Year/Month

2020.11



NOTE



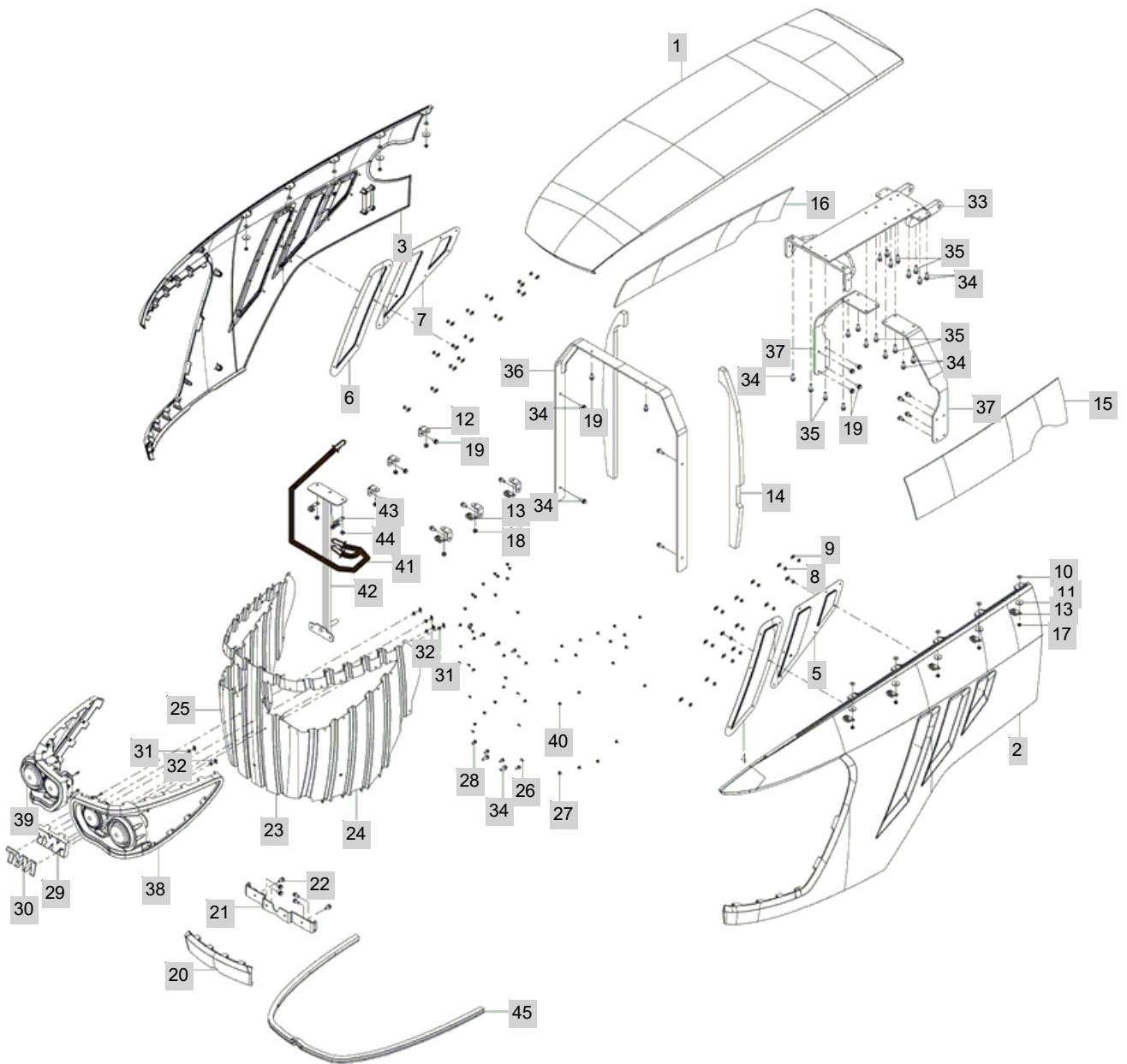
FIG 703

T1054SC

HOOD

년/월  
Year/Month

2020.11



NOTE

FIG 703		HOOD					년/월 Year/Month		
							2020.11		
T1054SC		KEY NO	PART NO	DESCRIPTION	SPEC	QTY	REPAIR	EFFECTIVE DATE	REMARKS
703	1	18716112100SR	COVER COMP , HOOD			1			
703	2	18716112200SR	PANEL COMP , SIDE/LH			1			
703	3	18716112300SR	PANEL COMP , SIDE/RH			1			
703	4	18716113010GB	SIDE GRILL , FR/LH			1			
703	5	18716113020GB	SIDE GRILL , RR/LH			1			
703	6	18716113030GB	SIDE GRILL , FR/RH			1			
703	7	18716113040GB	SIDE GRILL , RR/RH			1			
703	8	14446010150	WASHER , NET			28		20060701	
703	9	V3501600060	NUT, PUSH-ON SPRING	M6		28			
703	10	35605033020	WASHER , WIRE WITHDRAWAL	T=1.6		0		20100616	
703	11	19026112050	WASHER , 6X30X2.3	T=2.3		10			
703	12	18716113050GB	PLATE , HOOD			6			
703	13	37371720090	CLAMP , W/HARNESS			0		20100211	
703	14	18716112060	INSULATOR , SIDE PANEL			2			
703	15	18716110010	INSULATOR , SIDE PANEL/LH			1			
703	16	18716110020	INSULATOR , SIDE PANEL/RH			1			
703	17	V3802600060	NUT , HEX FLANGE	M6		10			
703	18	V3802600080	NUT , HEX FLANGE	M8		1		20120501	
703	19	V2183608020	BOLT , HEX/SP	M8X20		16		20081201	
703	20	18716112900SR	HOOD COMP , LOW			1			
703	21	18716112090GB	BRACKET , HOOD/ROW			1			
703	22	V2183608020	BOLT , HEX/SP	M8X20		6		20081201	
703	23	18716112130GB	GRILL , FRONT/CTR			1			
703	24	18716112140GB	GRILL , FRONT/LH			1			
703	25	18716112150GB	GRILL , FRONT/RH			1			
703	26	V5502040093	RIVET , BLIND	4X9.3		8			
703	27	V1922806016	SCREW , TAPPING C/R PAN	M6X10		20			
703	28	V2123606016	BOLT , HEX /SP	M6X16		8		20081128	
703	29	18506010020	COVER , EMBLEM			1			
703	30	10016010011	EMBLEM , TYM	1X1X1		1		20100628	
703	31	14446010150	WASHER , NET			6		20060701	
703	32	V3501600060	NUT, PUSH-ON SPRING	M6		6			
703	33	18716112500GB	FRAME COMP , HOOD			1			
703	34	V2183608025	BOLT , HEX/SP	M8X25		16		20071001	
703	35	V2183608030	BOLT , HEX/SP	M8X30		10		20040401	
703	36	18716112700GB	FRAME COMP , FRONT			1			
703	37	18716112800GB	FRAME COMP , SIDE			2			
703	38	18716563000	HEADLAMP SUB , LH			1			
703	39	18716564000	HEADLAMP SUB , RH			1			
703	40	V1922806016	SCREW , TAPPING C/R PAN	M6X10		24			
703	41	18507022300	BAND COMP , BONNET DAMPING	1X1X1		1			
703	42	18716112600GB	PIN COMP , HOOD LOCK			1			
703	43	37371720090	CLAMP , W/HARNESS			0		20100211	
703	44	V3802600080	NUT , HEX FLANGE	M8		1		20120501	
703	45	18716112080	INSULATOR , HOOD			1			
NOTE									

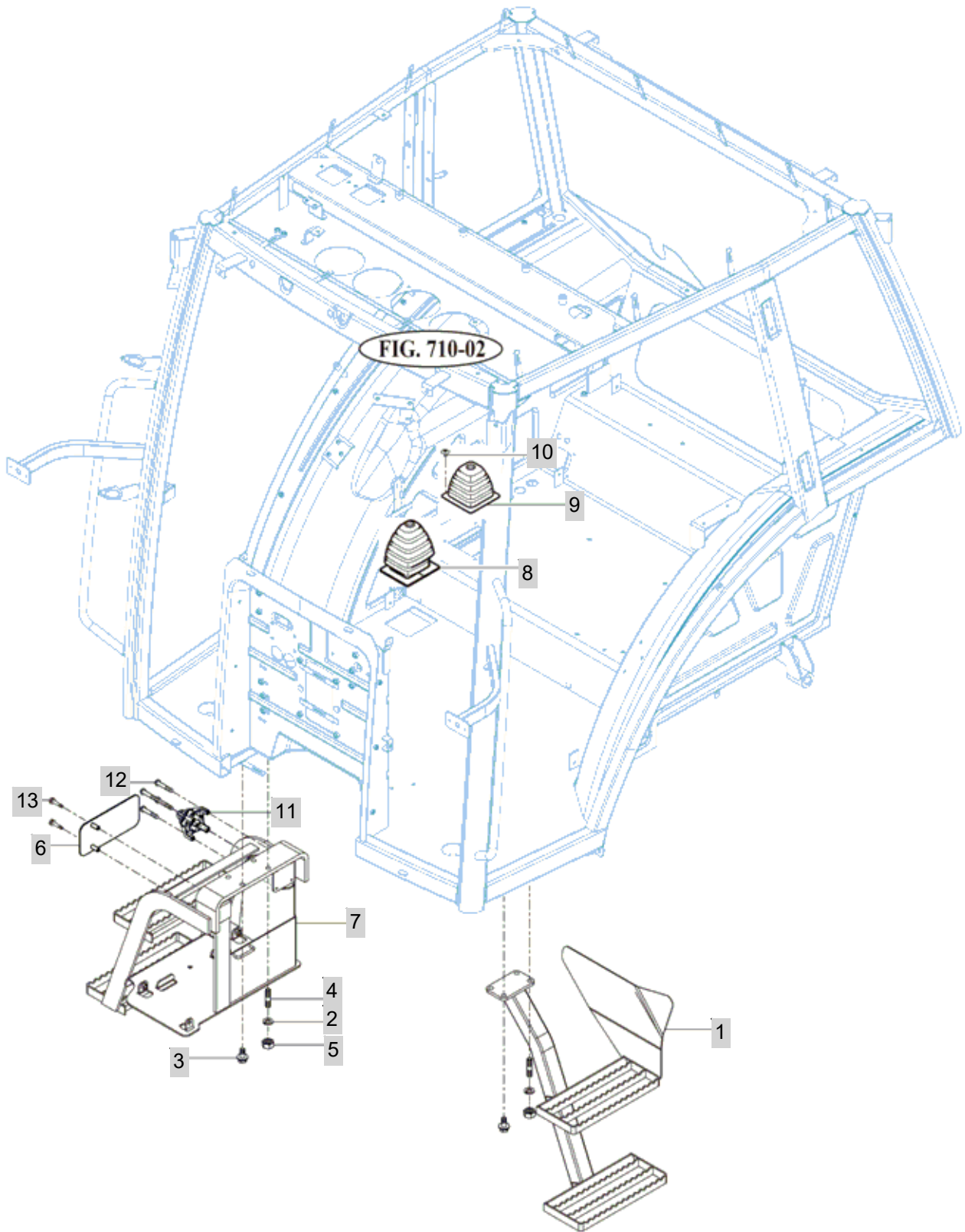
FIG 704

T1054SC

STEP & BOOTS

년/월  
Year/Month

2020.11



NOTE



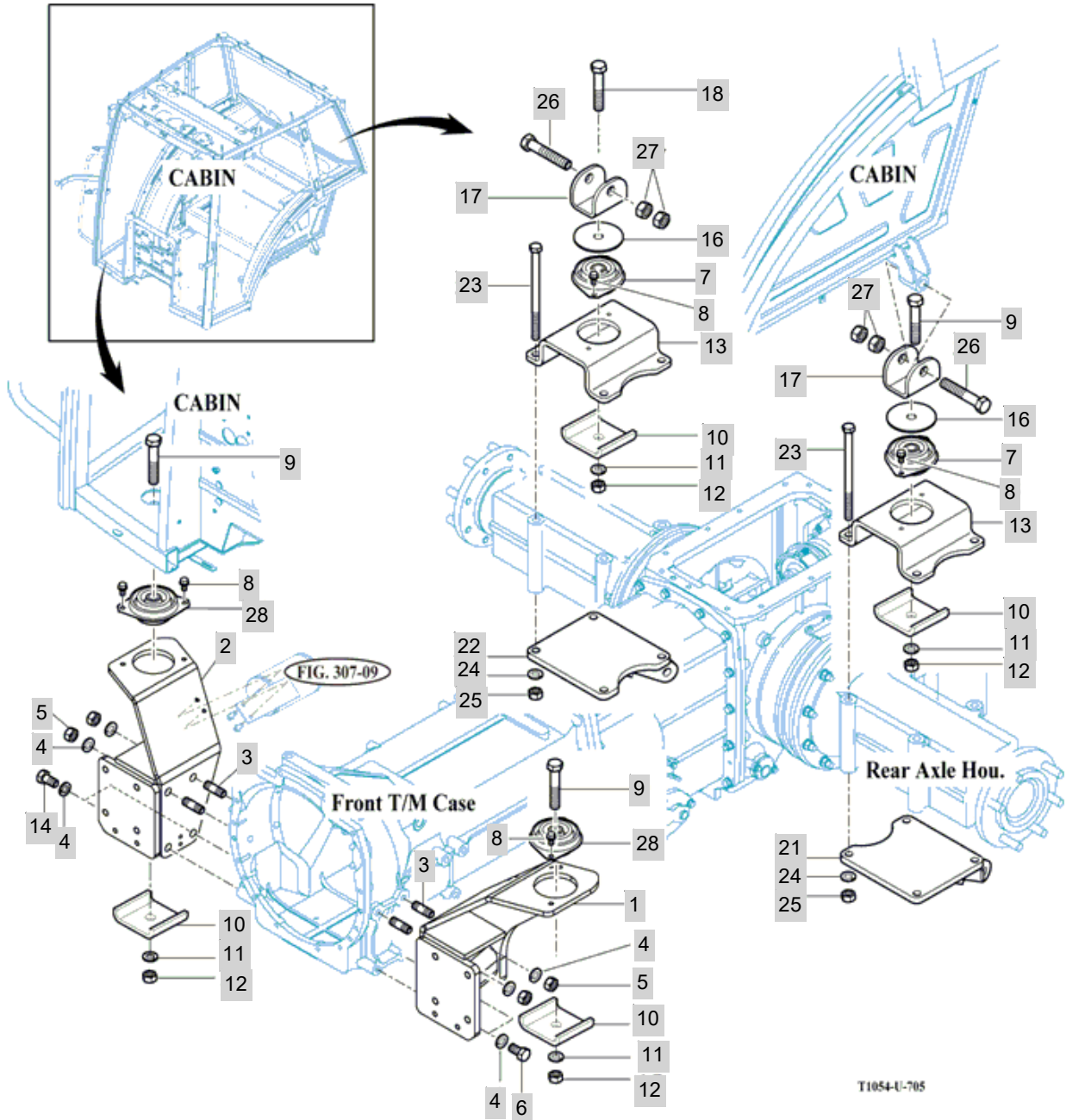
FIG 705

FRONT & REAR MOUNTING

년/월  
Year/Month

T1054SC

2020.11



T1054-U-705

NOTE

FIG 705 T1054SC	FRONT & REAR MOUNTING						년/월 Year/Month
							2020.11

KEY NO	PART NO	DESCRIPTION	SPEC	QTY	REPAIR	EFFECTIVE DATE	REMARKS
705	1	18716212100GB	BRKT COMP, FR/LH CABIN SPRT				
705	2	18716213100GB	BRKT COMP, FR/RH CABIN SPRT				
705	3	19024130250	BOLT, STUD/M18	D=19			
705	4	V4011600180	WASHER, SPRING	M18			
705	5	V3313600180	NUT, HEX FINE/2	M18			
705	6	V2034618035	BOLT, HEX FINE	M18X35			
705	7	19026202102	RUBBER COMP, MOUNTING	1X1X1			
705	8	V2173610020	BOLT, HEX/S	M10X20			
705	9	V2034620110	BOLT, HEX FINE	M20X105			
705	10	19026222051	PLATE, (80X110)	T=9			
705	11	V4011600200	WASHER, SPRING	M20			
705	12	V3342600200	NUT, HEX FINE/2	M20			
705	13	19026222040GB	PLATE, RR CABIN SPRT	T=12			
705	14	V2034618035	BOLT, HEX FINE	M18X35			
705	16	19026222020	WASHER, 110	T=4.5			
705	17	19026222010	BRACKET, CAB SPRT UPR	T=9			
705	21	19026222201GB	BRACKET COMP, LH	1X1X1			
705	22	19026223201GB	BRACKET COMP, RH	1X1X1			
705	23	19026222030	BOLT, M16X250	M16X240			
705	24	V4011600160	WASHER, SPRING	M16		20081226	
705	25	V3043600160	NUT, HEX/2	M16		20080129	
705	26	V2034622120	BOLT, HEX FINE	M20X105			
705	27	V3343600220	NUT, HEX FINE/2	M22		20080601	
705	28	19026202201	RUBBER COMP, MOUNTING/55	55			
NOTE							



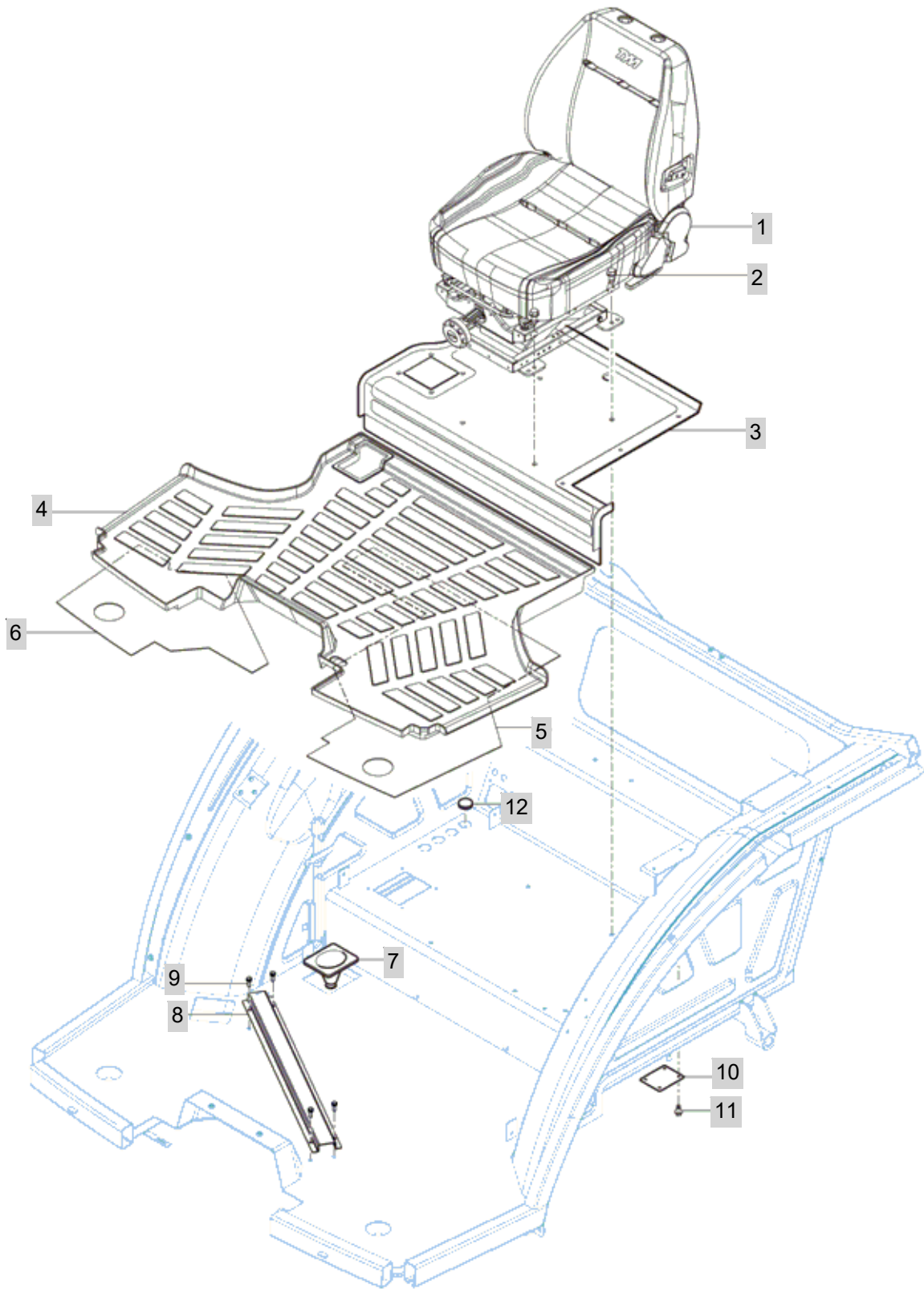
FIG 706

SEAT & MAT

년/월  
Year/Month

2020.11

T1054SC



NOTE

FIG 706

T1054SC

### SEAT & MAT

년/월  
Year/Month

2020.11

KEY NO		PART NO	DESCRIPTION	SPEC	QTY	REPAIR	EFFECTIVE DATE	REMARKS
706	1	18717632000	SEAT ASSY		1			
706	2	V2173608030	BOLT , HEX/S	M8X30	4		20071112	
706	3	19027653014	MAT, SEAT FLOOR		1			
706	4	19027652013	MAT, FLOOR		1			
706	5	19027650012	DAMPING PAD, LH	T=2.0	1			
706	6	19027650022	DAMPING PAD , RH	T=2.0	1			
706	7	19027650030	BOOTS , LEVER LOW	1X1X1	1			
706	8	19027102550GB	PLATE , HARNESS GUIDE	1X1X1	1			
706	9	V2113606020	BOLT , HEX /S	M6X20	4			
706	10	19027530010	PLATE , GPTO	T=2.3	1			
706	11	V2183608020	BOLT , HEX/SP	M8X20	4		20081201	
706	12	19027592020	CAP , D30	1X1X1	1			
NOTE								

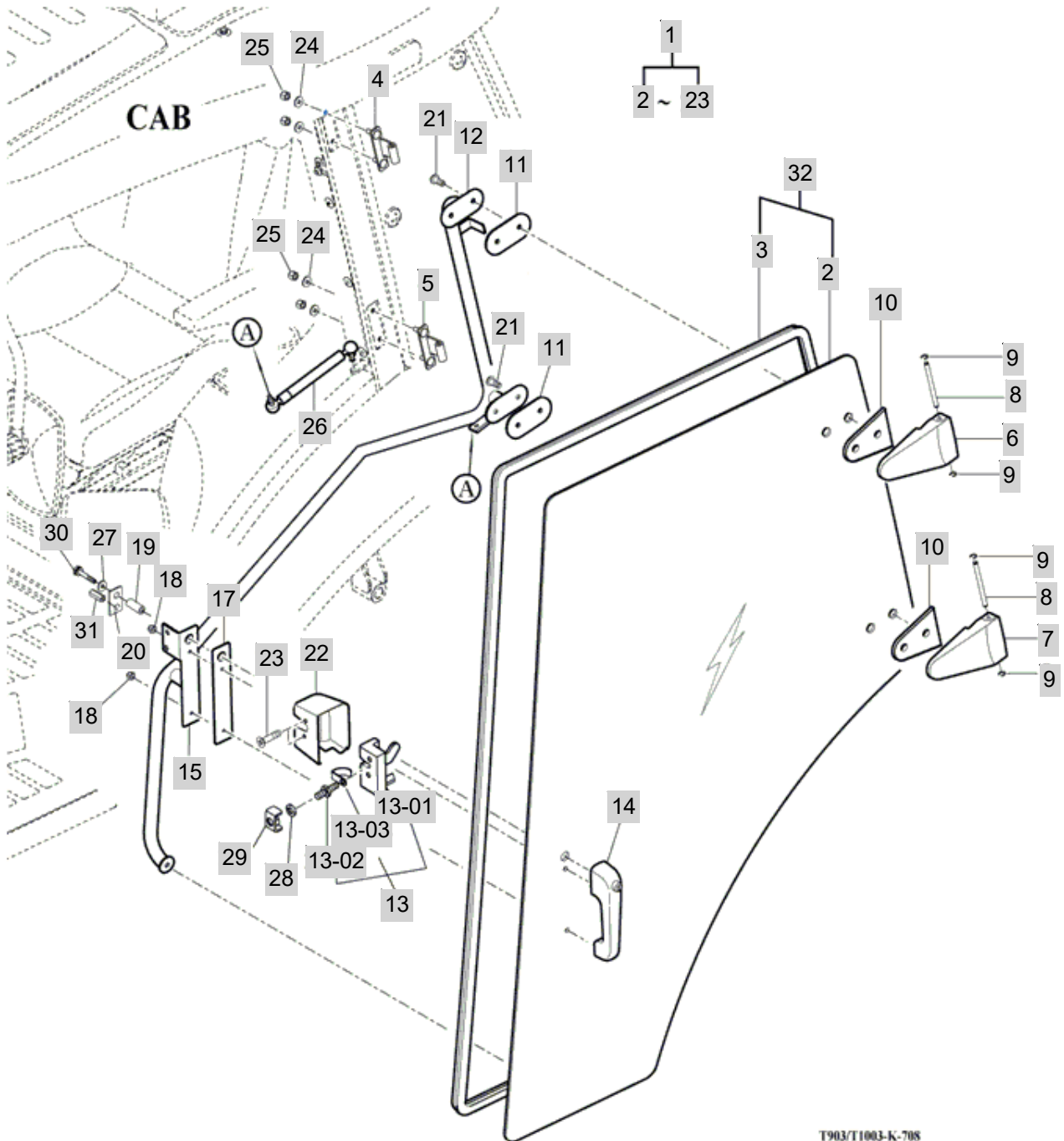
FIG 708

T1054SC

DOOR-LH

년/월  
Year/Month

2020.11



NOTE



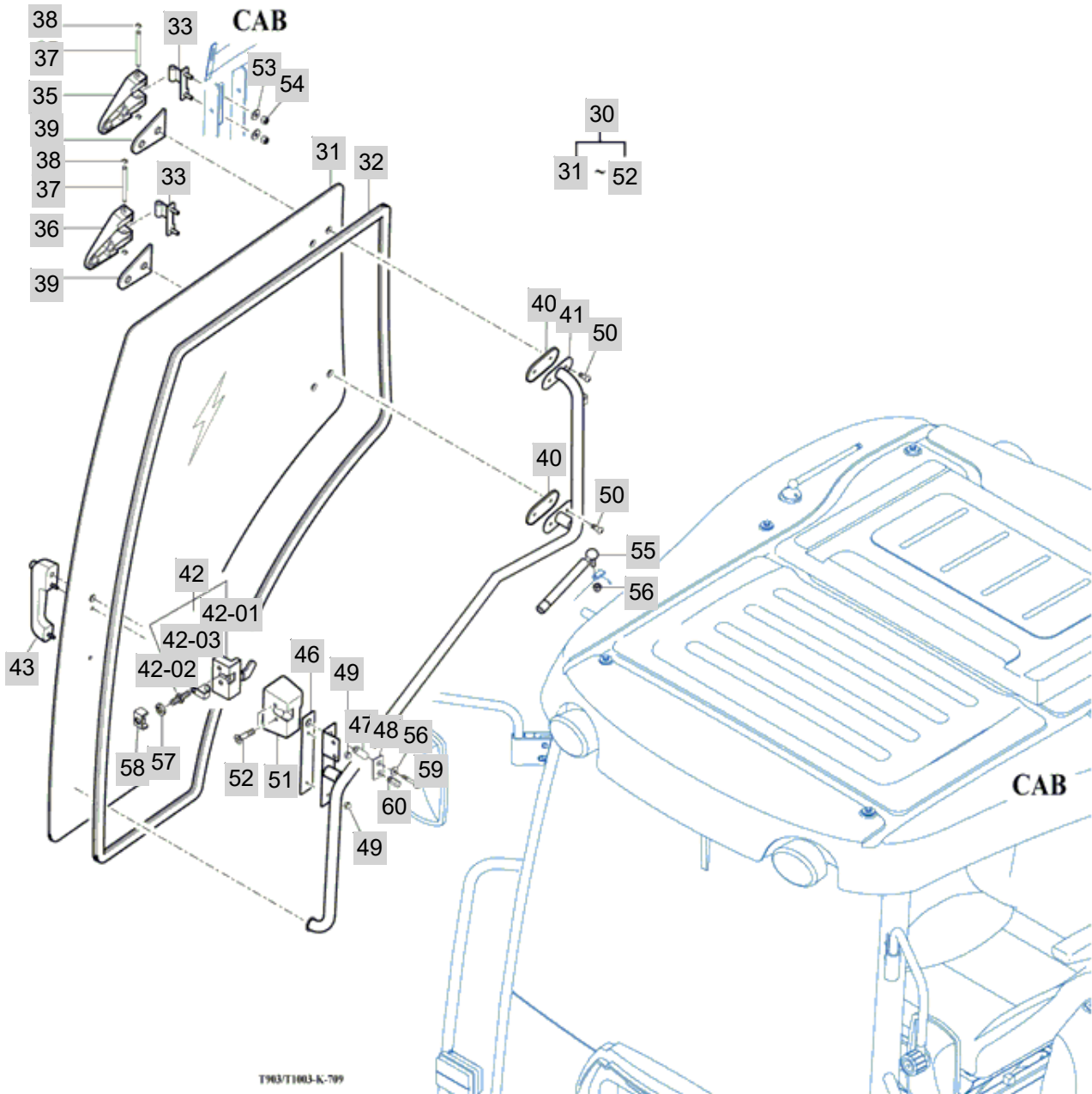
FIG 709

DOOR-RH

년/월  
Year/Month

T1054SC

2020.11



NOTE

<b>FIG 709</b>  T1054SC	<b>DOOR-RH</b>	년/월 Year/Month
		2020.11

KEY NO	PART NO	DESCRIPTION	SPEC	QTY	REPAIR	EFFECTIVE DATE	REMARKS
709	30	18717682000	DOOR SUB , RH		1		
709	31	19027682011	GLASS , DOOR RH	T=6.0	1		
709	32	19027672011	GLASS , DOOR LH	T=6	1		
709	33	19027672302GB	HINGE ASSY, DOOR	1X1X1	2		
709	35	18717672080GB	HINGE, DOOR(RH UPR/LH LOW)		1		
709	36	18717672030GB	HINGE, DOOR(LH UPR/RH LOW)		1		
709	37	19027672040	PIN , DOOR HINGE	D=8	2		
709	38	V7082400070	E-RING	7	4		
709	39	19027672060	GROMMET , DOOR HINGE	1X1X1	2		
709	40	19027672070	GROMMET , DOOR FRAME	1X1X1	2		
709	41	18717682200GB	FRAME COMP , DOOR RH		1		
709	42	14527053700	LOCK SET , RH/DOOR	1X1X1	1		
709	42-01	14527053710	LOCK ASSY, RH/DOOR	1X1X1	1		
709	42-02	14527052720	STRIKER	1X1X1	1		
709	42-03	14527052730	GUARD	1X1X1	1		
709	43	19027672600	LOCK HANDLE ASSY	1X1X1	1		
709	46	19027672131	GROMMET , PLATE GRIP	T=3.0	1		
709	47	19027672413	ROD		1		
709	48	19027672422	PLATE, ARM		1		
709	49	19027670010	NUT , CAP	M6	2		
709	50	19027672140	SCREW , HEX BOTTON HEAD	M8X20	4		
709	51	19027682151	COVER , LOCK SET RH	T=2.5	1		
709	52	V1122808040	SCREW , C/R FLAT	M8X40	2		
709	53	13731210010	WASHER , 9X22X2	T=2.3	4	20080601	
709	54	84200000230	NUT/M8 , NYLON	1X1X1	4		
709	55	19027672160	SPRING ASSY , DOOR	1X1X1	1		
709	56	16997013020	WASHER , EVAPORATOR COVER	T =1.6	1		
709	57	V4011600100	WASHER , SPRING	M10	1	20081001	
709	58	14527062500	BRACKET COMP , DOOR LOCK	1X1X1	1		
709	59	V2113606050	BOLT , HEX/S	M6X50	1		
709	60	19027672091	NUT , GUIDE		1		
709	61	19027682101	GLASS ASSY, DOOR/RH	1X1X1	1		

**NOTE**

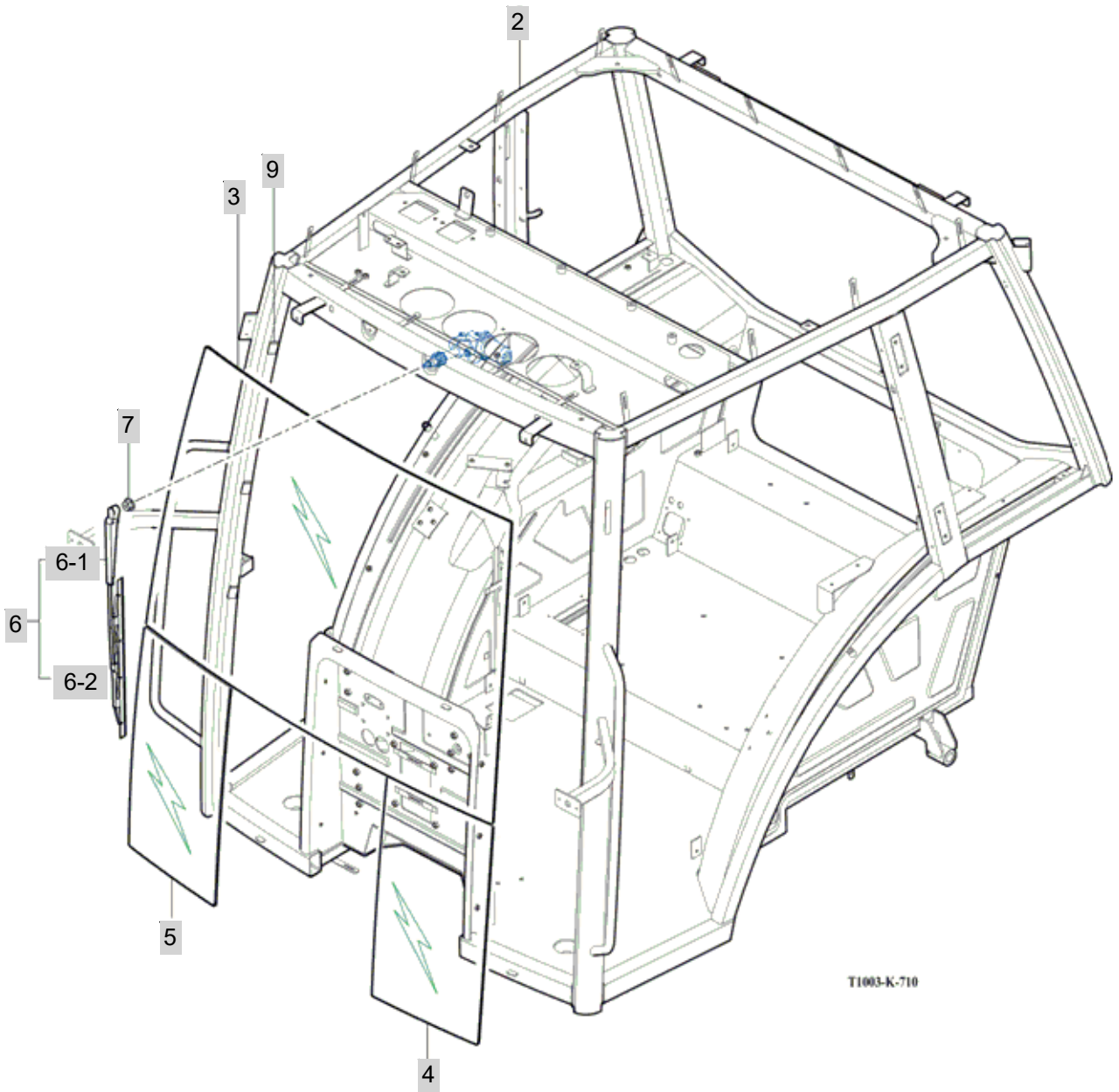
FIG 710

T1054SC

FRAME COMP & FRONT GLASS

년/월  
Year/Month

2020.11



T1003-K-710

NOTE





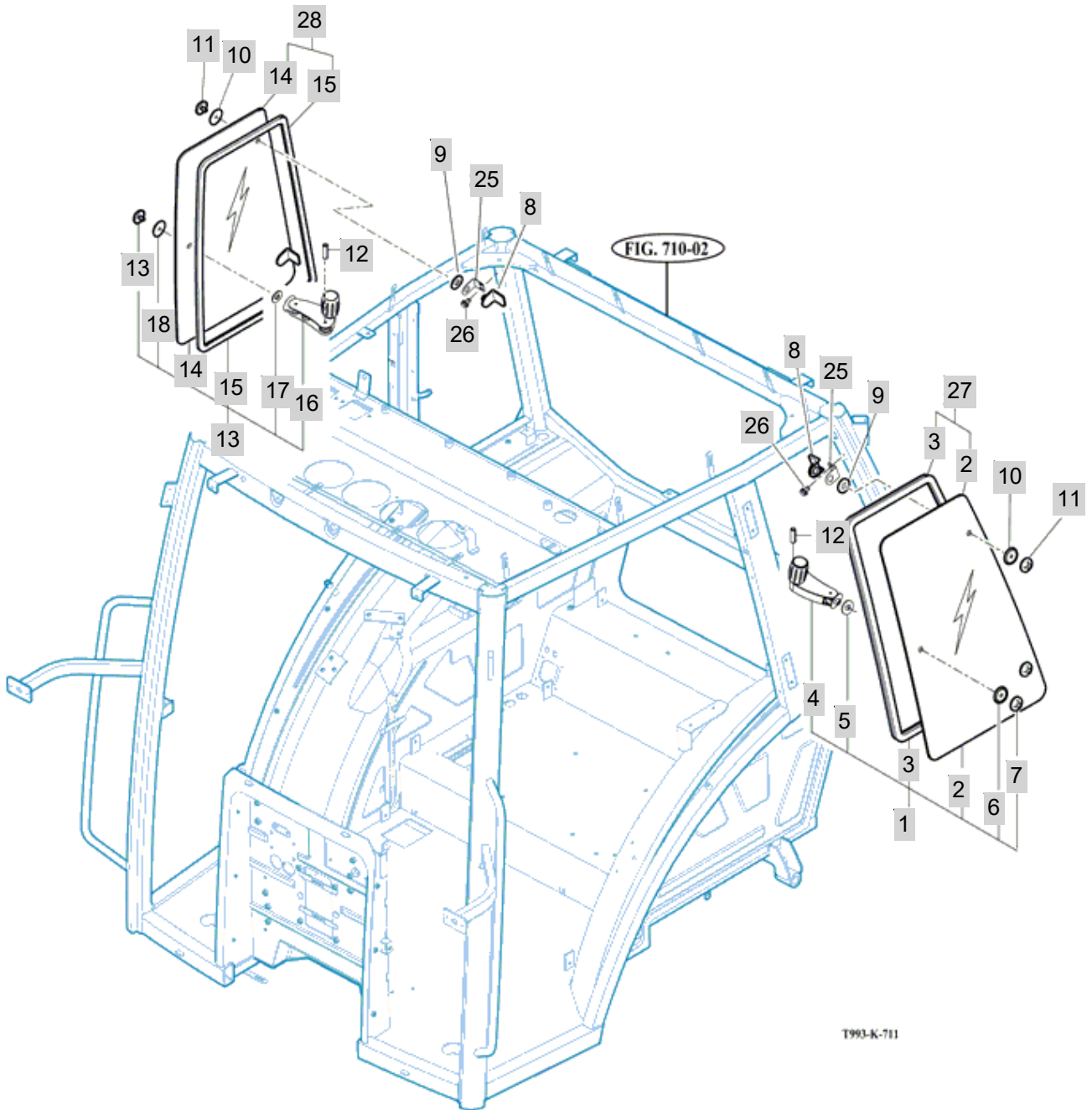
FIG 711

SIDE GLASS

년/월  
Year/Month

T1054SC

2020.11



T993-K-711

NOTE



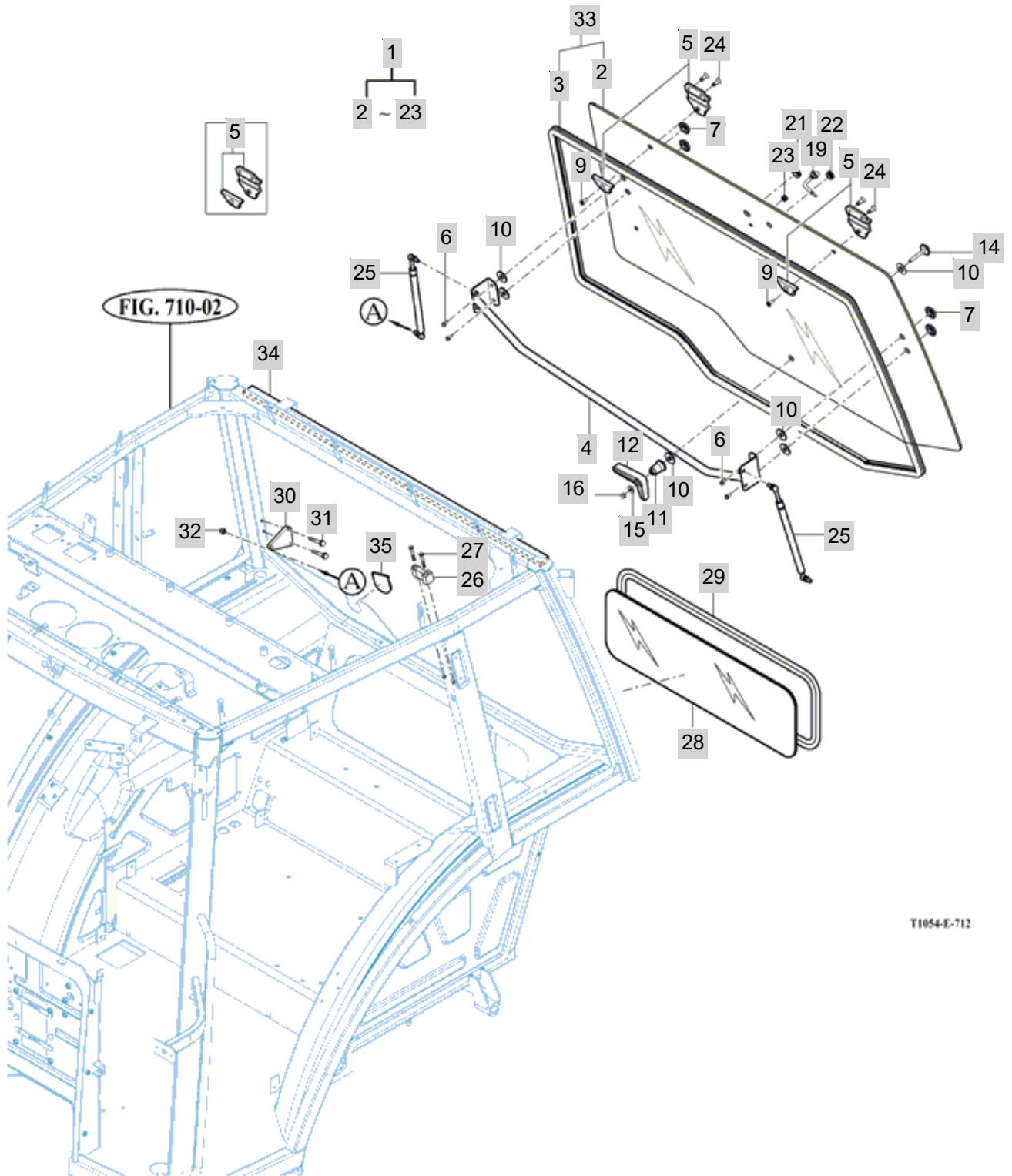
FIG 712

T1054SC

REAR GLASS

년/월  
Year/Month

2020.11



NOTE



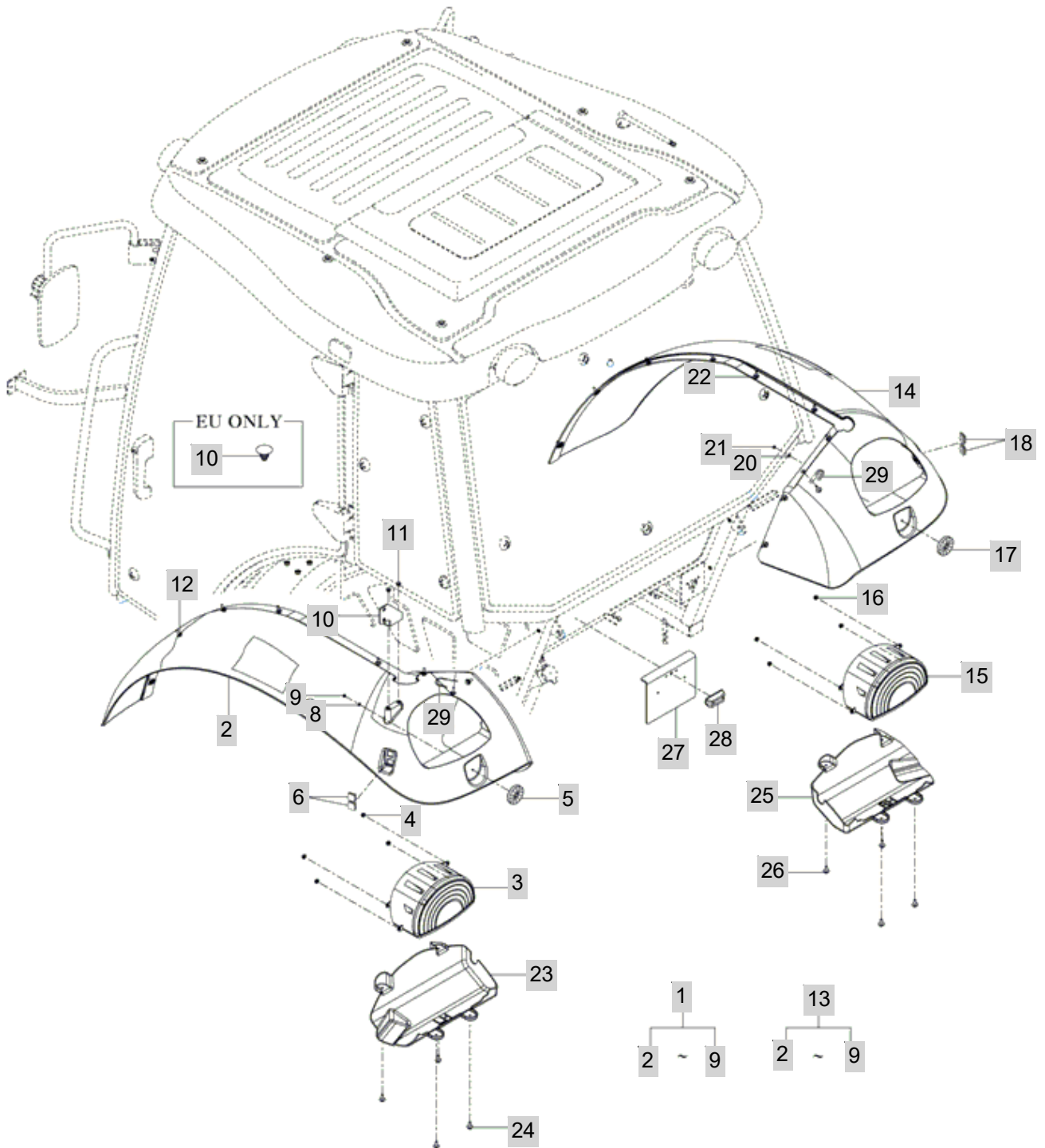
FIG 713

T1054SC

SUB FENDER & COVER

년/월  
Year/Month

2020.11



NOTE



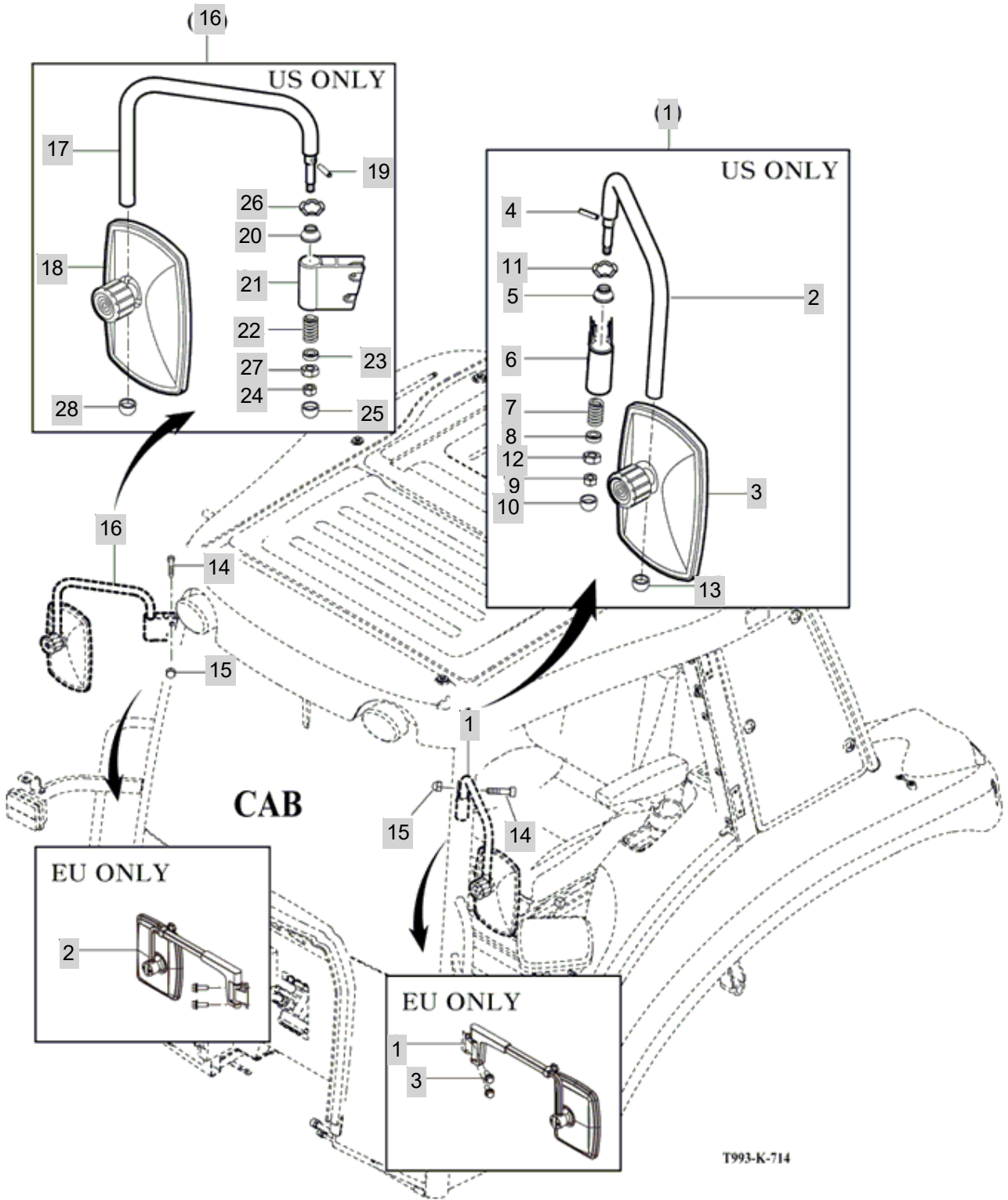
FIG 714

REARVIEW MIRRORS

년/월  
Year/Month

2020.11

T1054SC



T993-K-714

NOTE

FIG 714 T1054SC	REARVIEW MIRRORS	년/월 Year/Month
		2020.11

KEY NO	PART NO	DESCRIPTION	SPEC	QTY	REPAIR	EFFECTIVE DATE	REMARKS
714	1	19127732001	BACK MIRROR SUB(LH)	1X1X1	1		20111202
714	2	19027732102GB	STAY COMP, BACK MIRROR (LH)	1X1X1	1		
714	3	19127029100	MIRROR ASSY,LH	1X1X1	1		20111202
714	4	V5801406025	PIN, SPRING	6X25	1		
714	5	19027732020	BOOTS, MIRROR	1X1X1	1		
714	6	19027732031	BRACKET, BACK MIRROR	1X1X1	1		
714	7	19027732040	SPRING, MIRROR	D=4.0	1		
714	8	19027732010	WASHER, 12X23X7	1X1X1	1		
714	9	84200000060	NUT, NYLON	1X1X1	1		
714	10	19027732050	CAP, BOLT/M10	1X1X1	1		
714	11	19157732060	WASHER	1X1X1	1		20110310
714	12	19027730060	CAP		1		20111202
714	13	V3043600100	NUT, HEX/2	M10	1		20030401
714	14	19027670020	BOLT, HEX-SOCKET	M6	4		20080601
714	15	19027670010	NUT, CAP	M6	4		
714	16	19127733001	BACK MIRROR SUB, RH	1X1X1	1		20111202
714	17	19027733102GB	STAY COMP, BACK MIRROR RH	1X1X1	1		
714	18	19127029200	MIRROR ASSY,RH	1X1X1	1		20111202
714	19	V5801406025	PIN, SPRING	6X25	1		
714	20	19027732020	BOOTS, MIRROR	1X1X1	1		
714	21	19027732031	BRACKET, BACK MIRROR	1X1X1	1		
714	22	19027732040	SPRING, MIRROR	D=4.0	1		
714	23	19027732010	WASHER, 12X23X7	1X1X1	1		
714	24	84200000060	NUT, NYLON	1X1X1	1		
714	25	19027732050	CAP, BOLT/M10	1X1X1	1		
714	26	19157732060	WASHER	1X1X1	1		20110310
714	27	19027730060	CAP		1		20111202
714	28	V3043600100	NUT, HEX/2	M10	1		20030401

NOTE



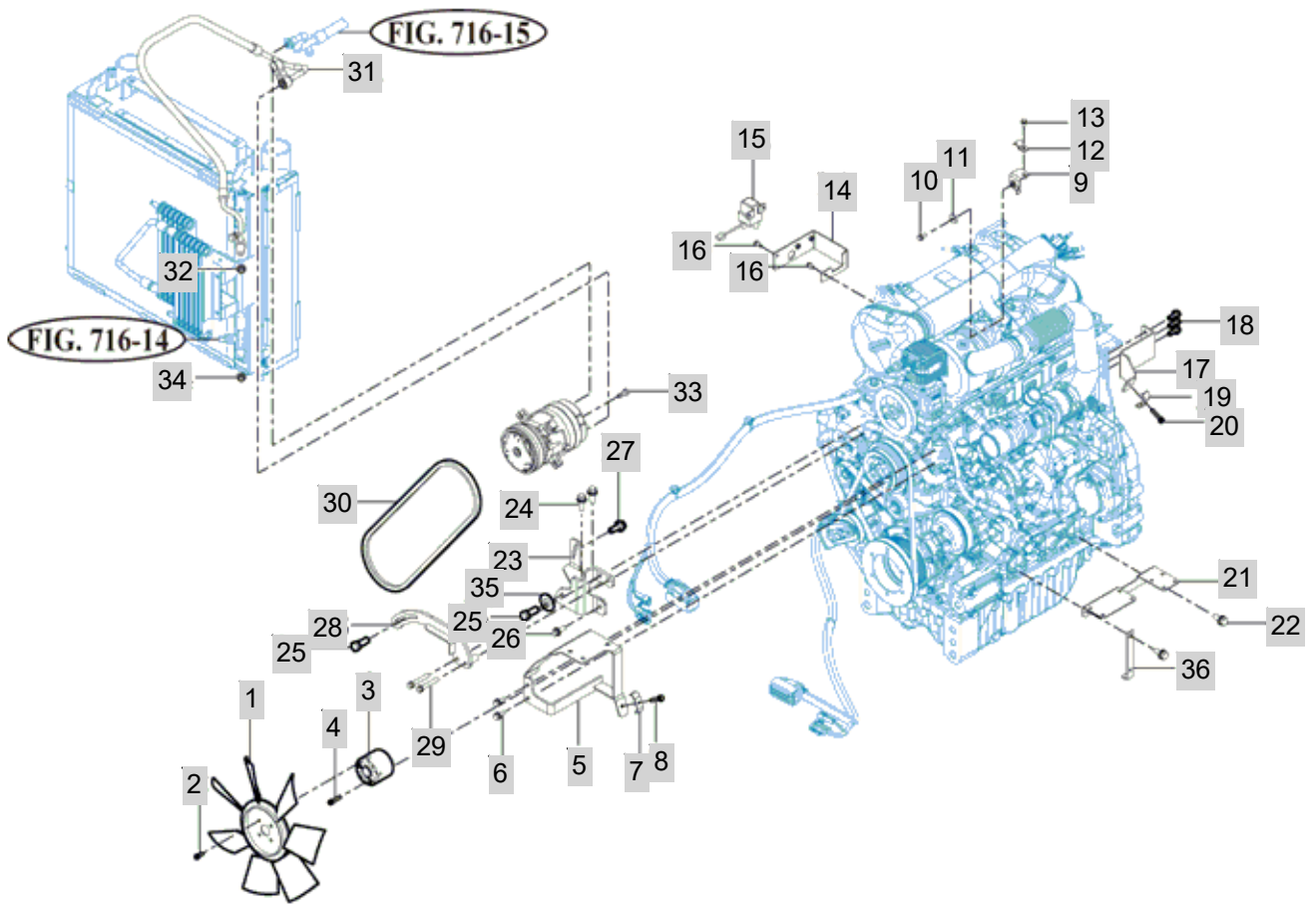
FIG 715

T1054SC

HEATER & AIR-CON (1)

년/월  
Year/Month

2020.11



NOTE



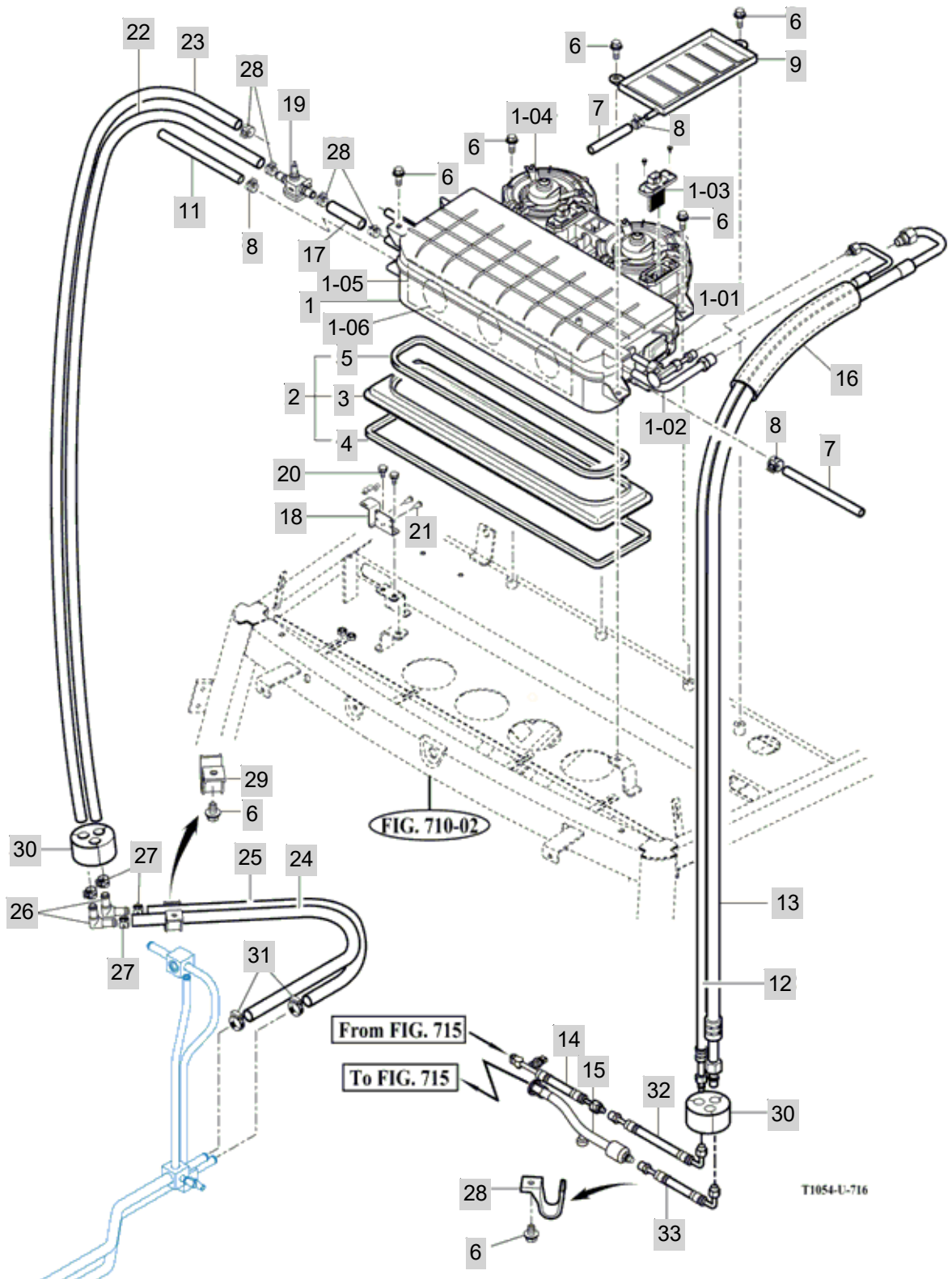
FIG 716

T1054SC

HEATER & AIR-CON (2)

년/월  
Year/Month

2020.11



NOTE



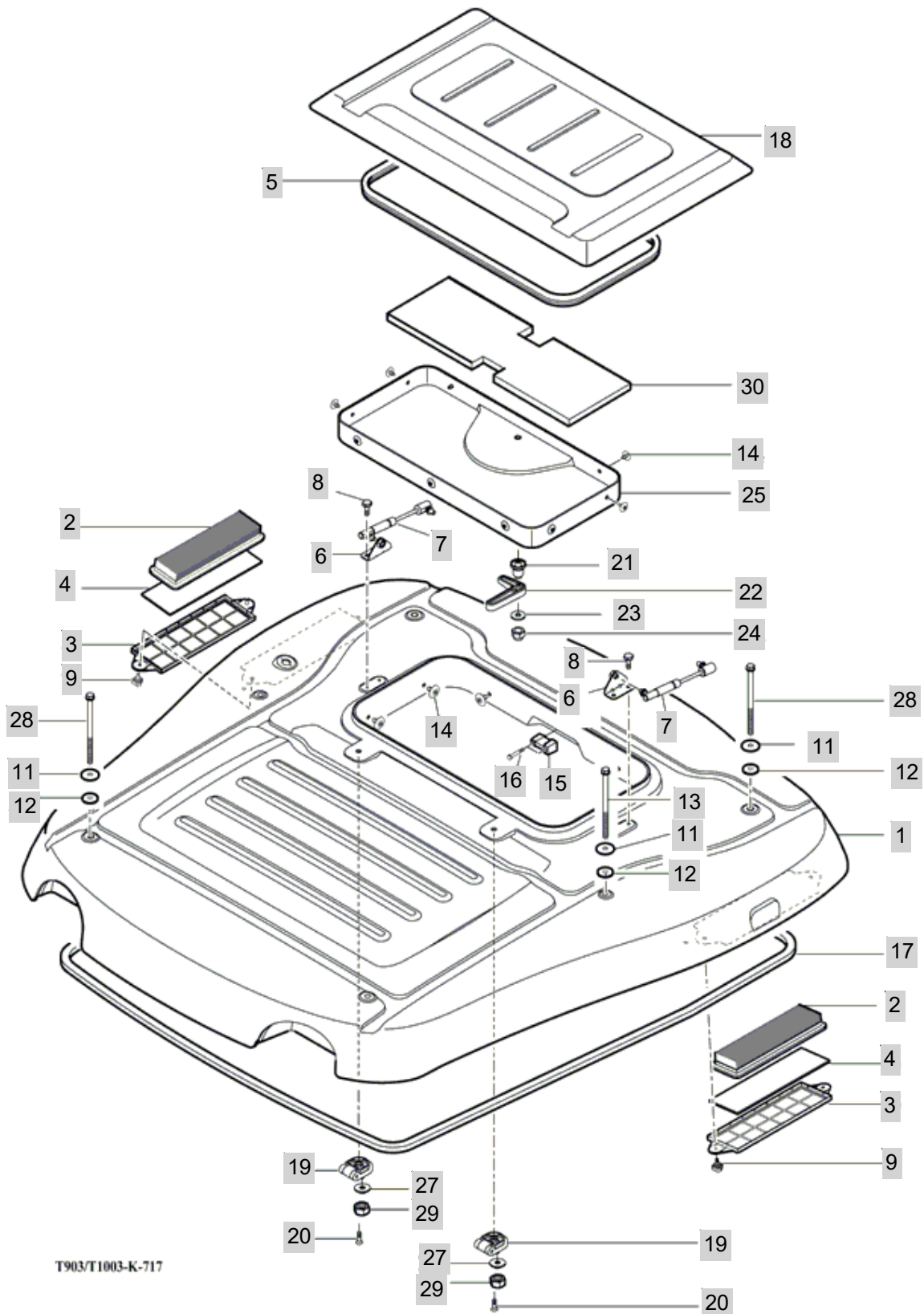
FIG 717

T1054SC

ROOF

년/월  
Year/Month

2020.11



NOTE



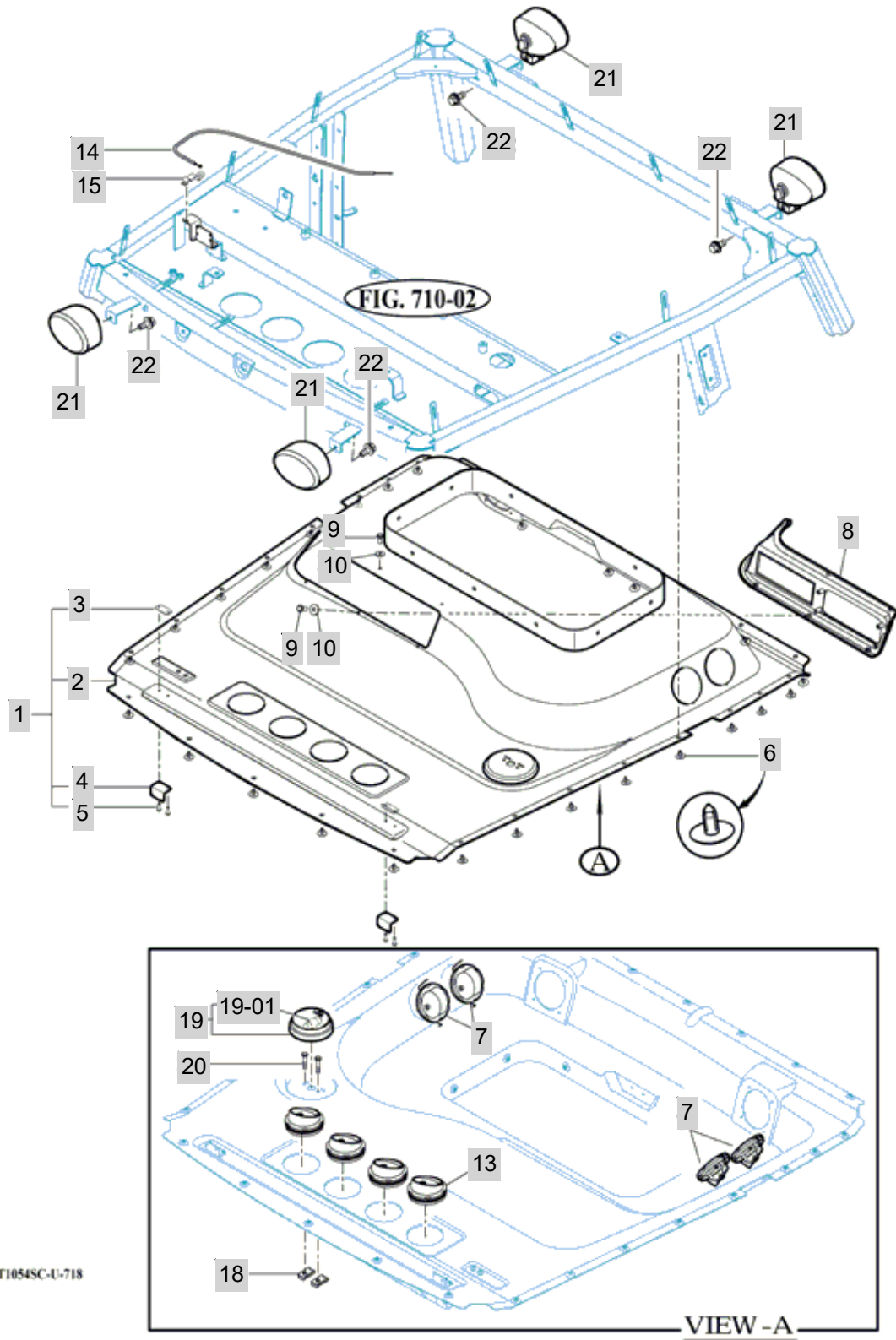
FIG 718

CABIN INTERIOR

년/월  
Year/Month

T1054SC

2020.11



T1054SC-U-718

VIEW -A

NOTE





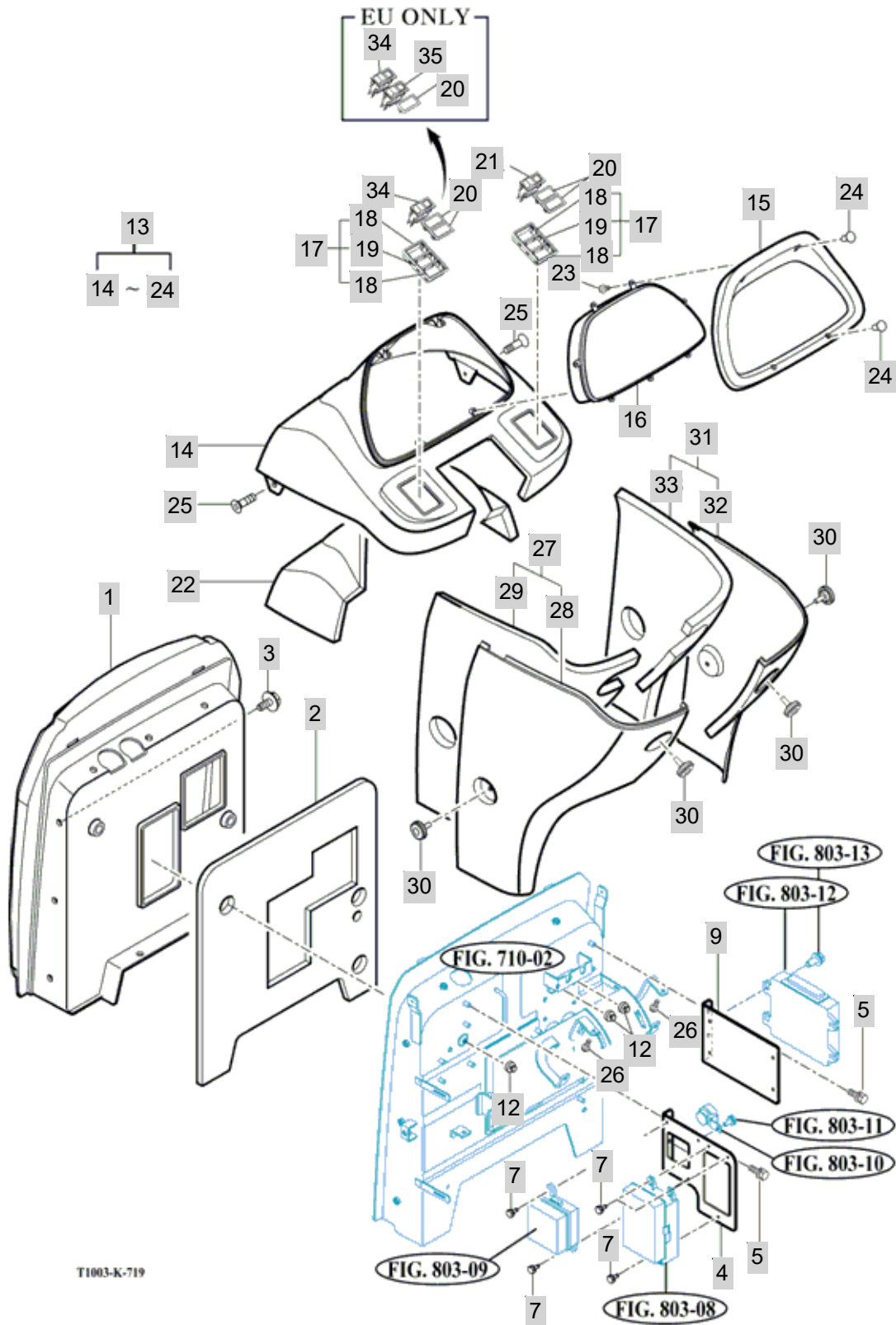
FIG 719

DASHCOVER

년/월  
Year/Month

2020.11

T1054SC



NOTE



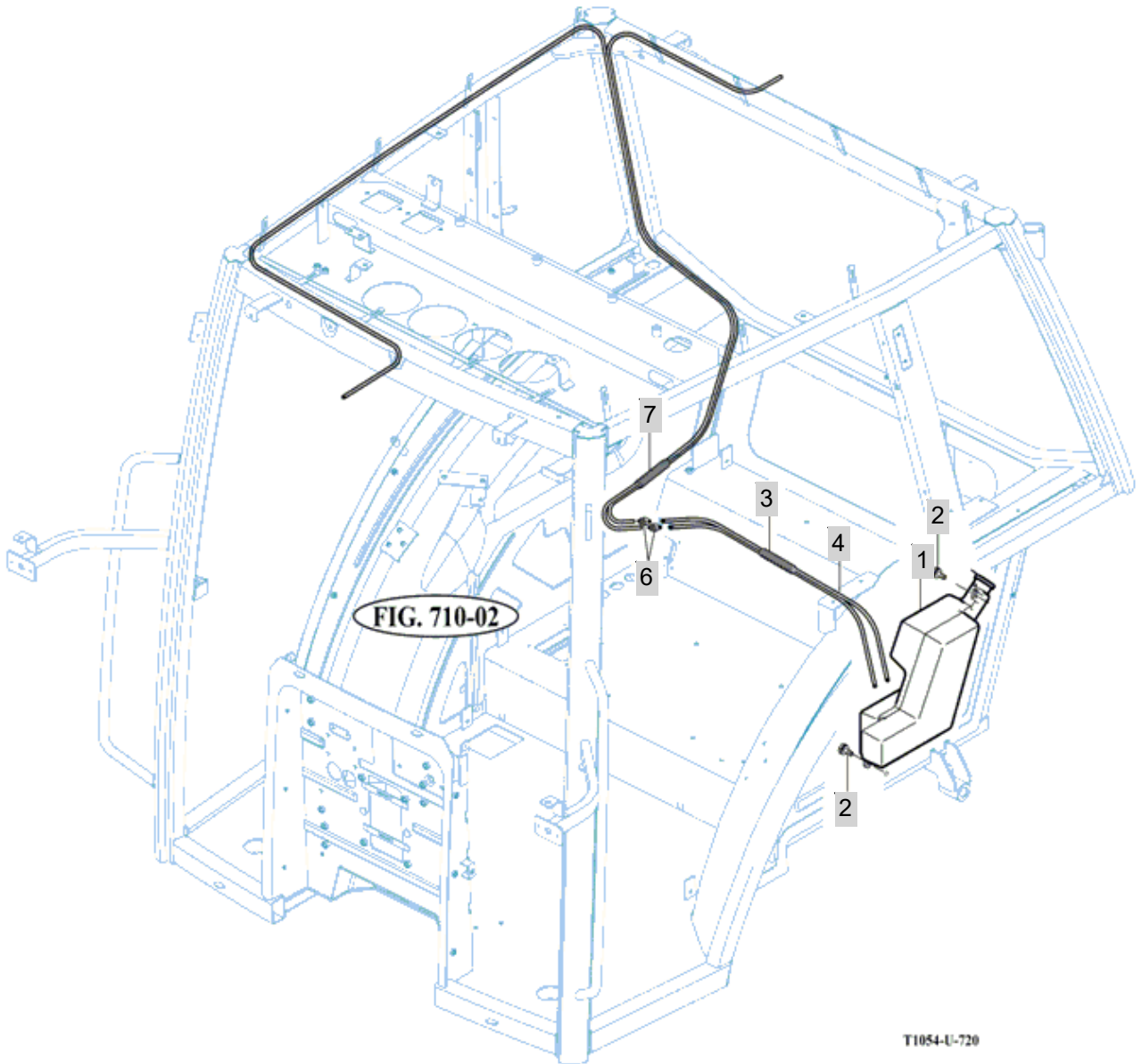
FIG 720

T1054SC

TANK ASSY, WASH

년/월  
Year/Month

2020.11



NOTE

<b>FIG 720</b> T1054SC	<b>TANK ASSY, WASH</b>						년/월 Year/Month
							2020.11

KEY NO	PART NO	DESCRIPTION	SPEC	QTY	REPAIR	EFFECTIVE DATE	REMARKS
720	1	19027033101	TANK ASSY , WASH	1X1X1	1		
720	2	V2193606020	BOLT , HEX/SPL	M6X20	2		
720	3	19027742200	HOSE ASSY , WASH	1X1X1	1		
720	4	37371720090	CLAMP , W/HARNES		0	20100211	
720	6	16997030010	VALVE , WASHER CHECK	1X1X1	2		
720	7	19027742301	HOSE ASSY , WASH TANK	1X1X1	1		
NOTE							

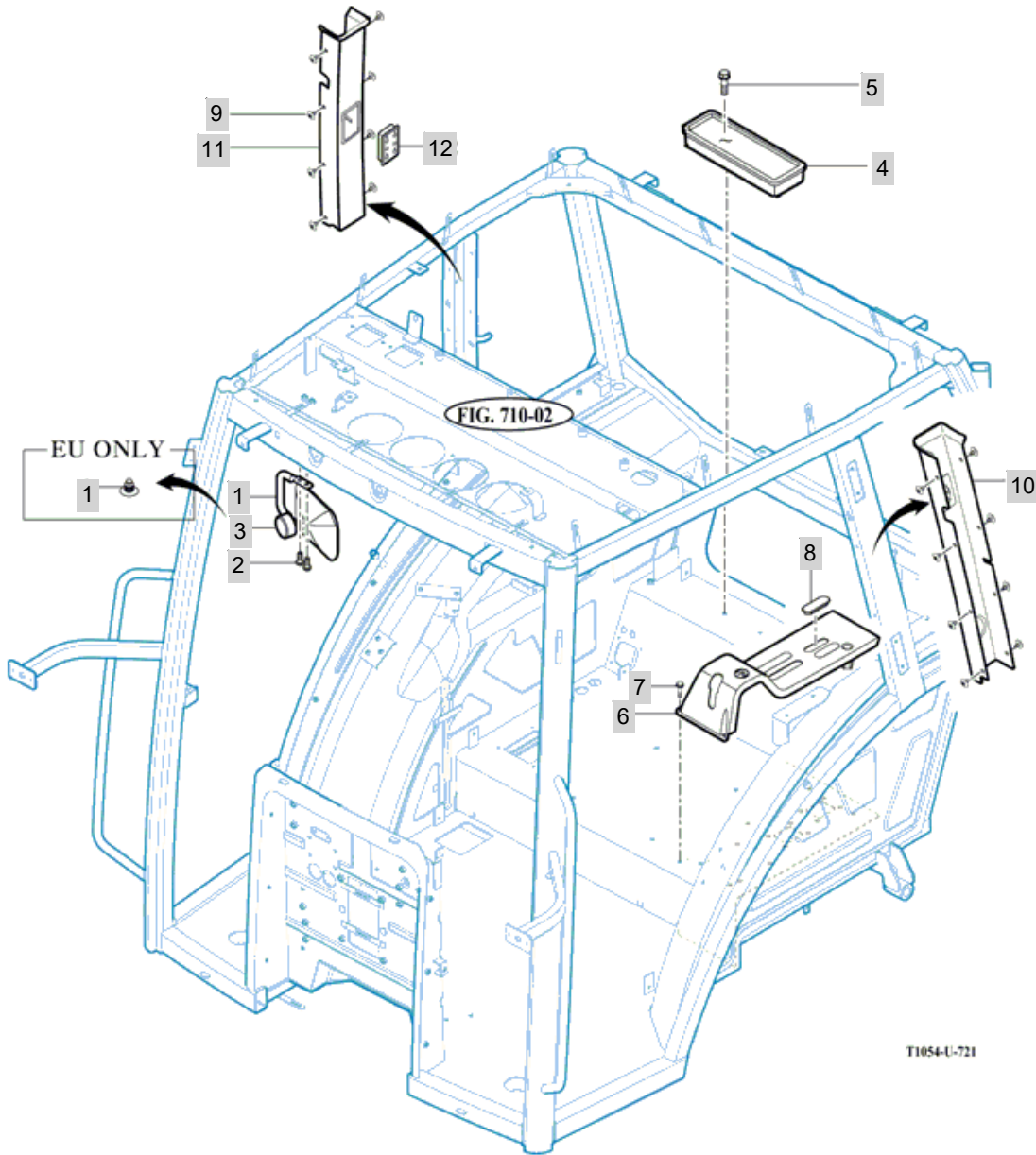
FIG 721

T1054SC

ROOM MIRROR ASSY

년/월  
Year/Month

2020.11



NOTE

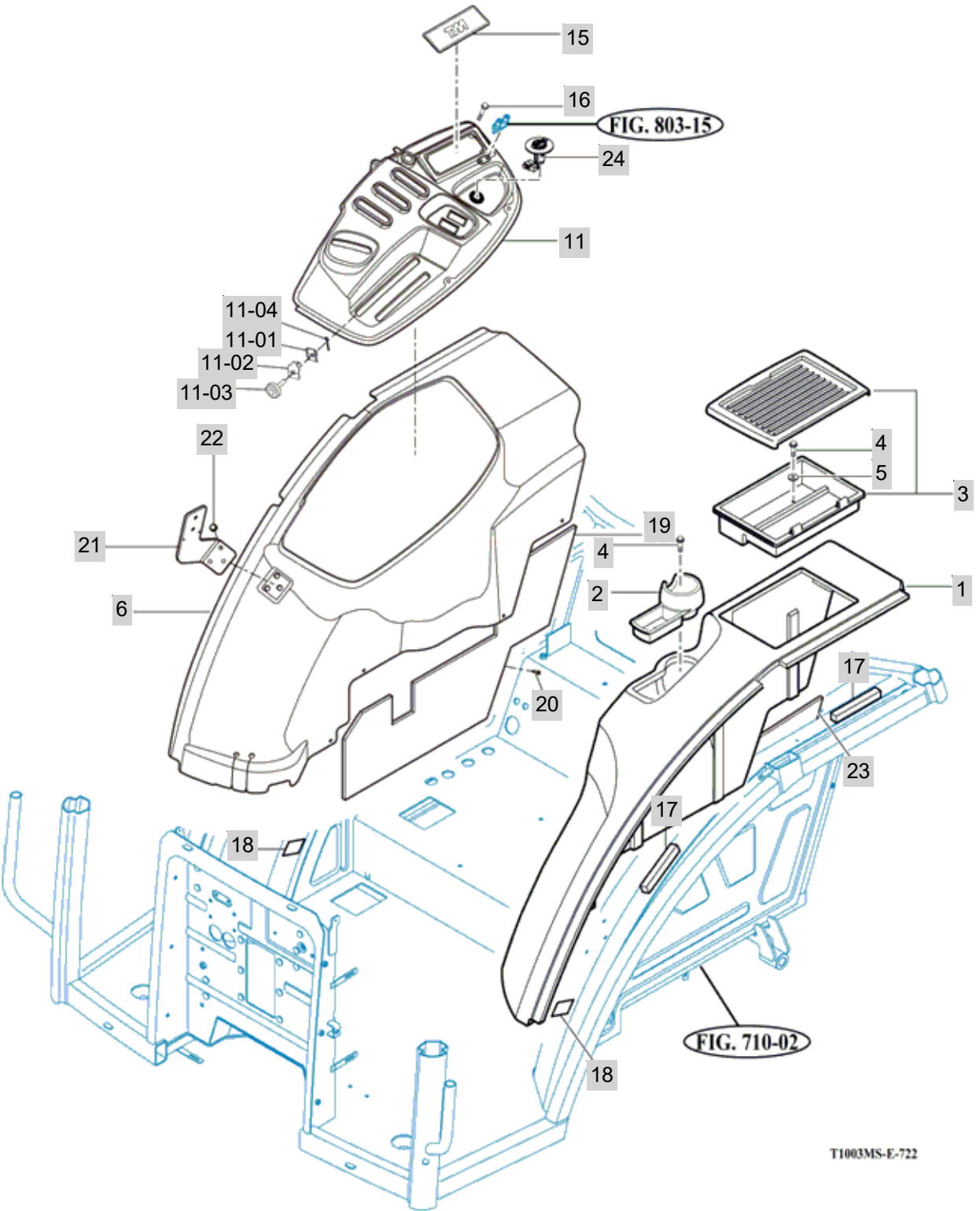


FIG 722

COVER-FENDER&JOYSTICK LEVER

년/월  
Year/Month

2020.11



NOTE





## 8. ELECTRICALS & HARNESS PART NO. T1054SC-C8

FIG 801 BATTERY & MOUNTING	266
FIG 802 ELECTRIC SYSTEM (1)	268
FIG 803 ELECTRIC SYSTEM (2)	270
FIG 804 ELECTRIC SYSTEM (3)	272
FIG 805 ELECTRIC SYSTEM (4)	274
FIG 806 ELECTRIC SYSTEM (5)	276
FIG 807 ELECTRIC SYSTEM (5)	278

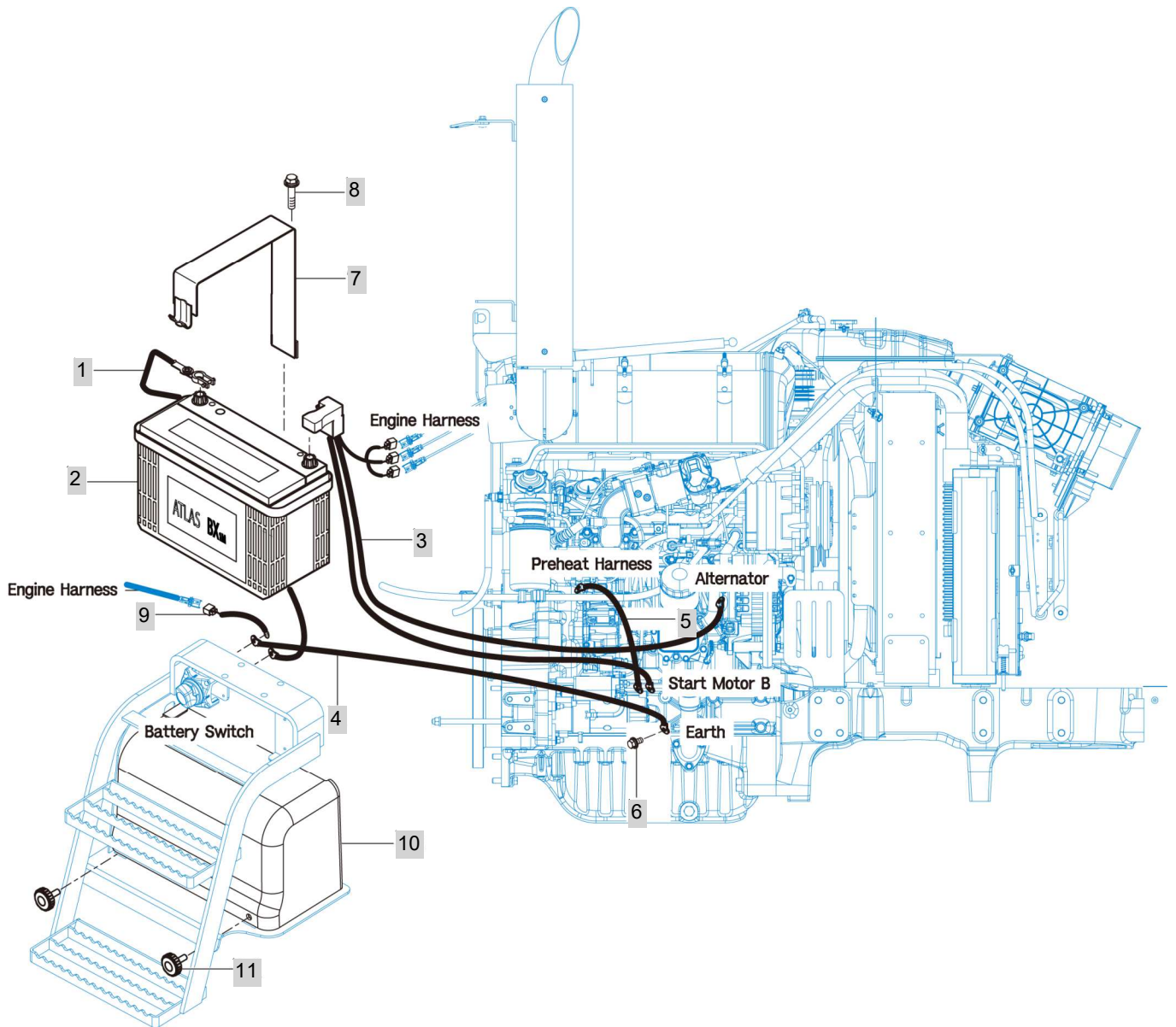
FIG 801

T1054SC

BATTERY & MOUNTING

년/월  
Year/Month

2020.11



NOTE



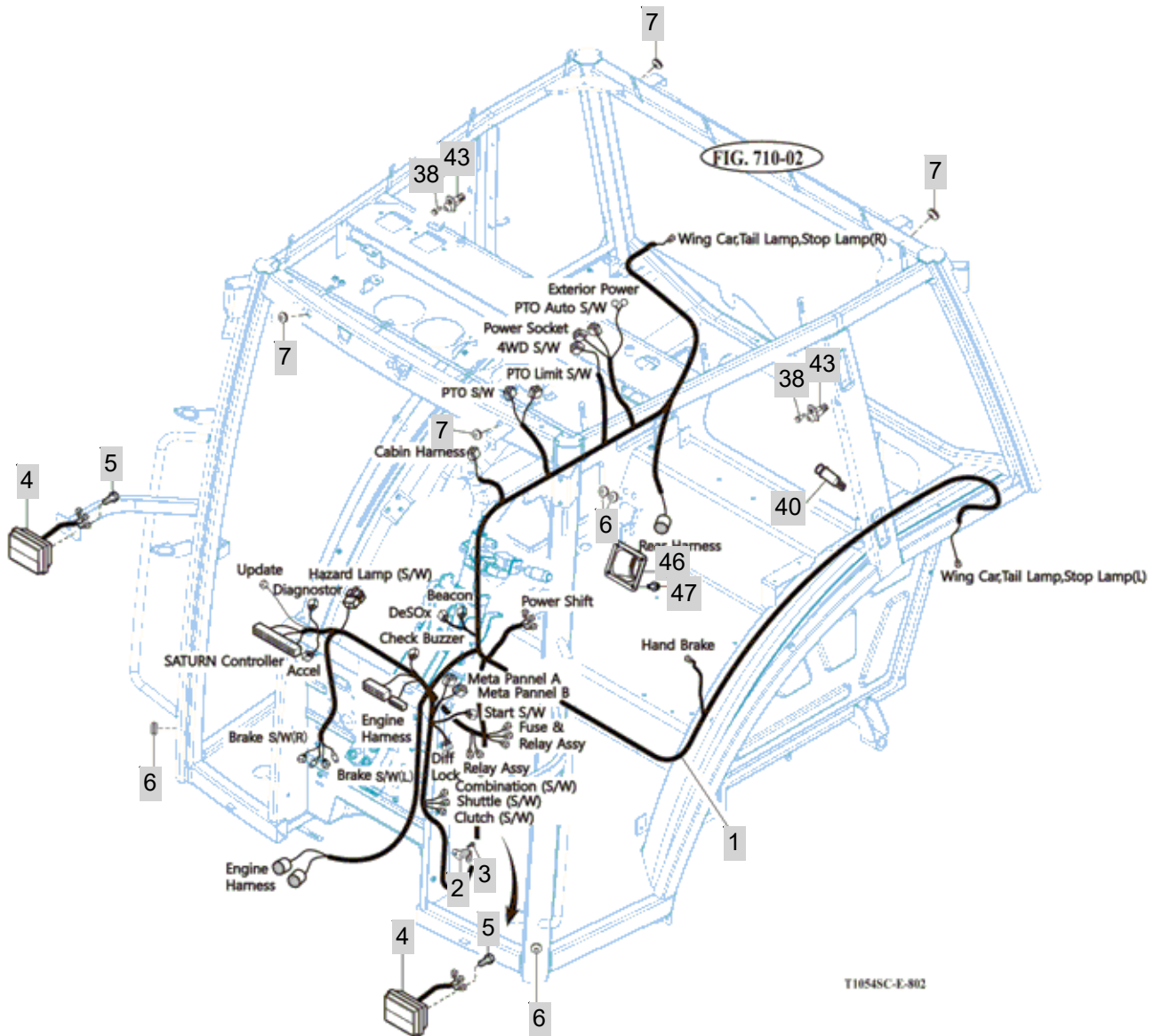
FIG 802

ELECTRIC SYSTEM (1)

년/월  
Year/Month

T1054SC

2020.11



NOTE



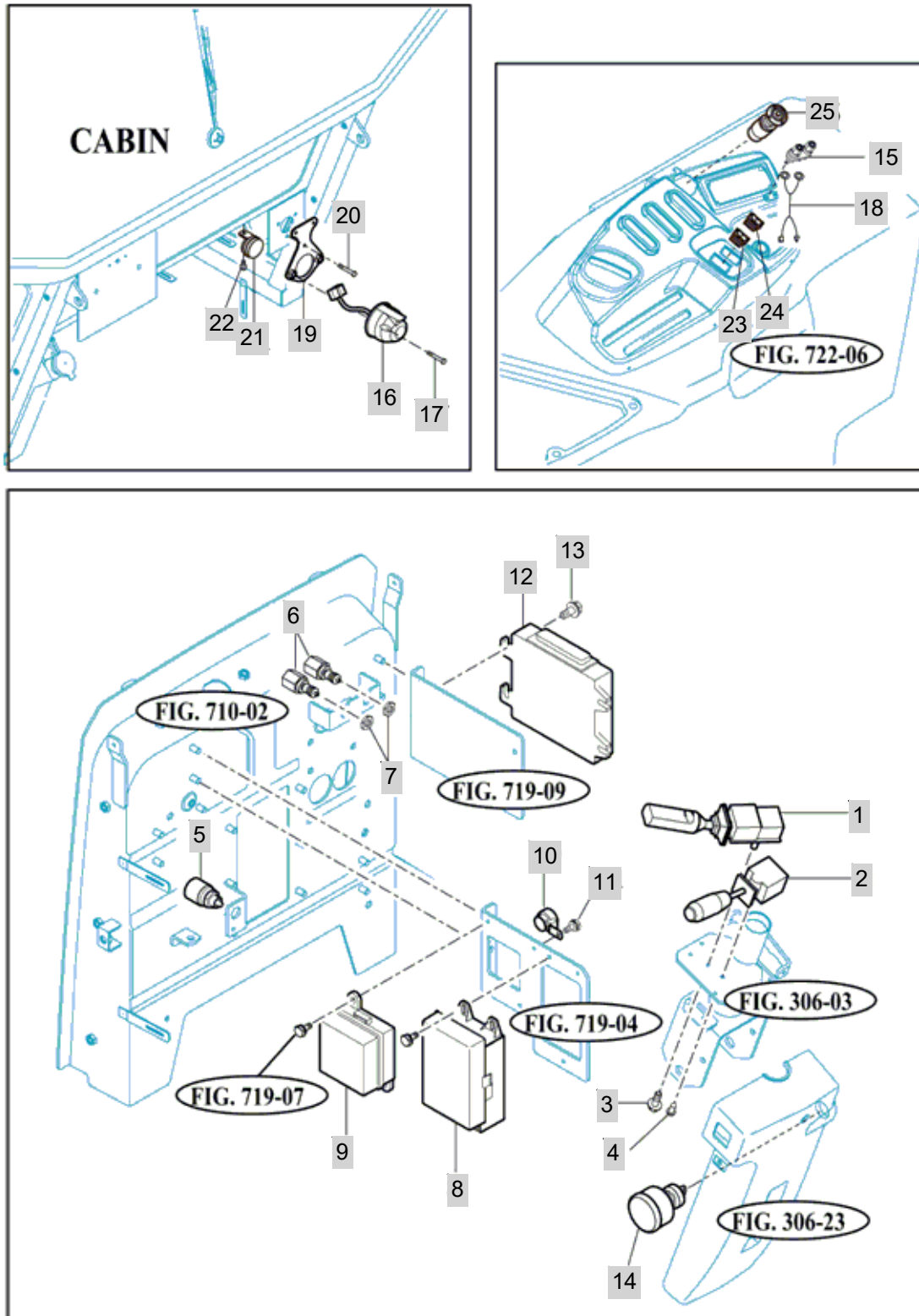
FIG 803

T1054SC

ELECTRIC SYSTEM (2)

년/월  
Year/Month

2020.11



T1054-E-804

NOTE



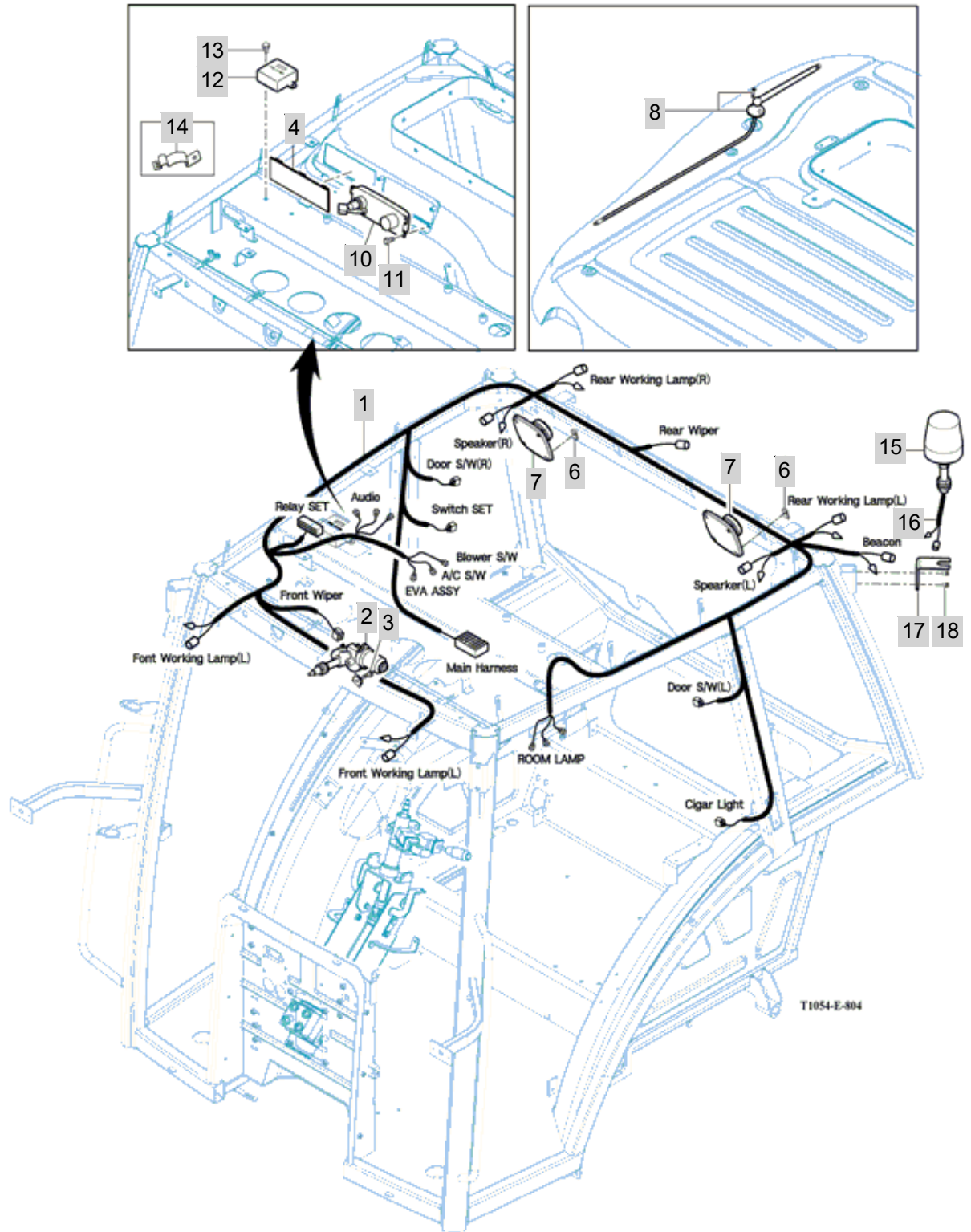
FIG 804

ELECTRIC SYSTEM (3)

년/월  
Year/Month

T1054SC

2020.11



NOTE





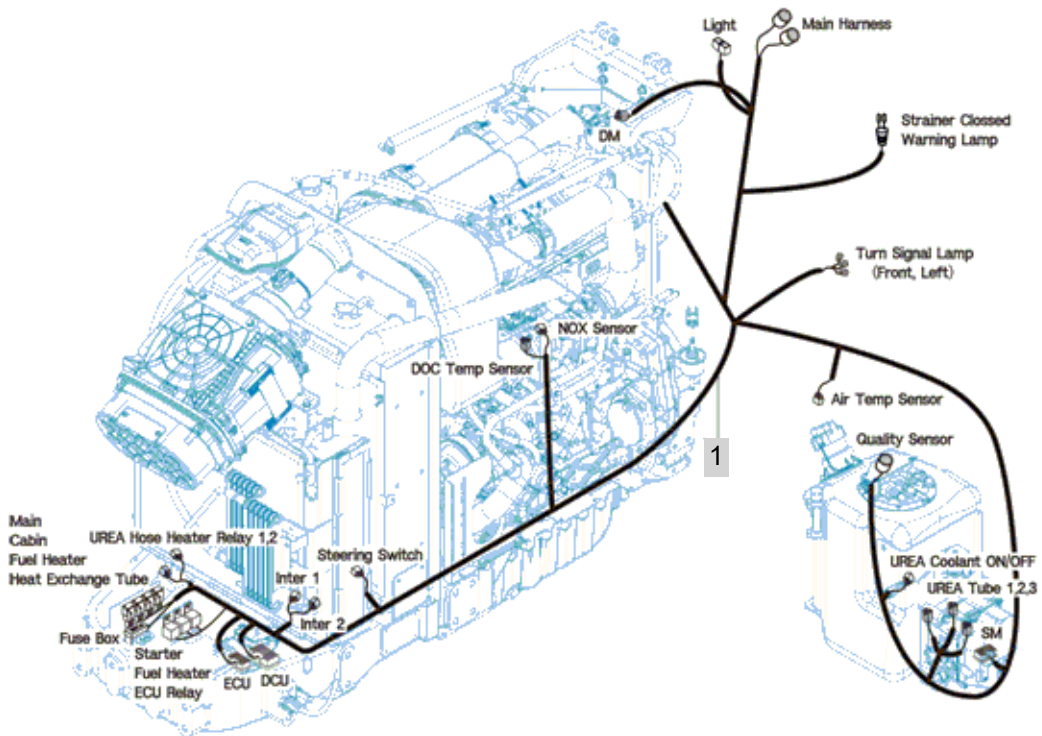
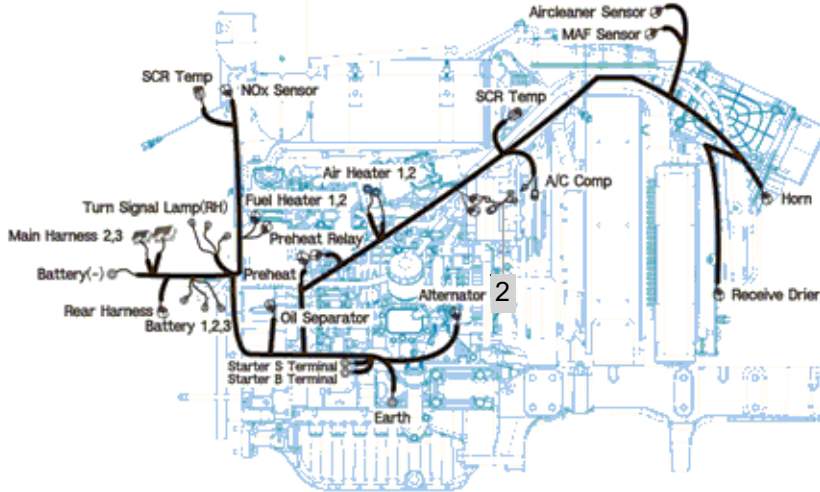
FIG 805

ELECTRIC SYSTEM (4)

년/월  
Year/Month

T1054SC

2020.11



NOTE



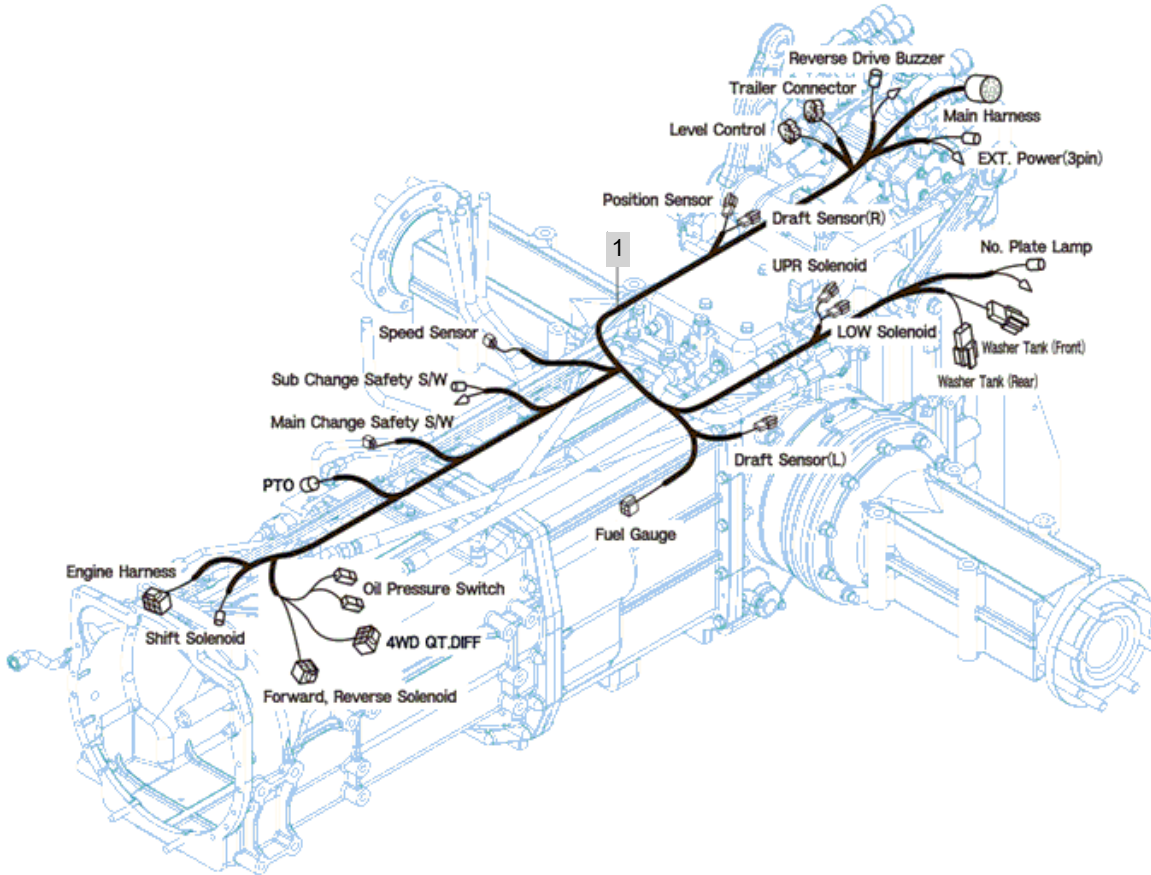
FIG 806

T1054SC

ELECTRIC SYSTEM (5)

년/월  
Year/Month

2020.11



NOTE



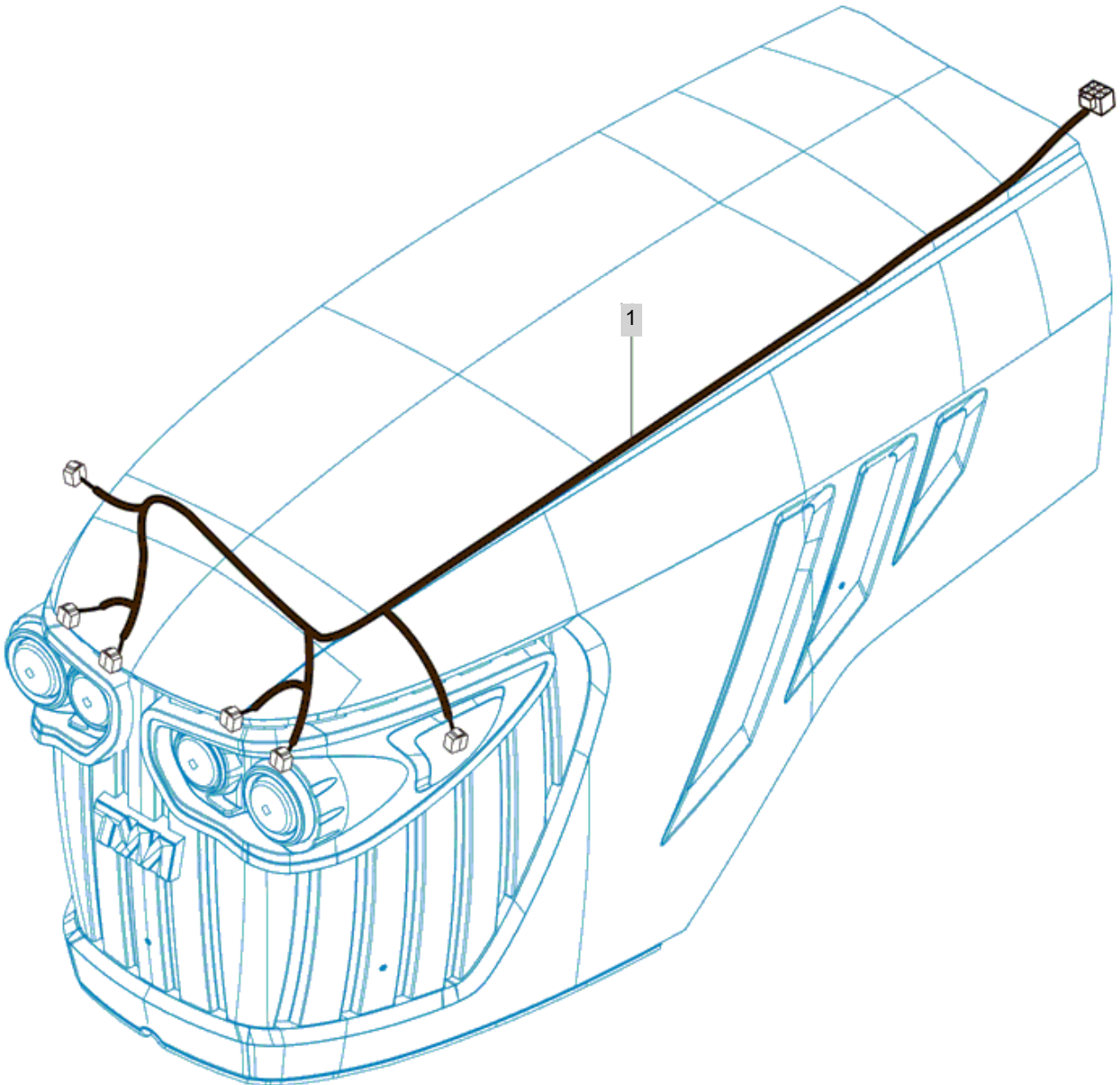
FIG 807

T1054SC

ELECTRIC SYSTEM (5)

년/월  
Year/Month

2020.11



NOTE



## 9. LABEL& TOOLS PART NO. T1054SC-C9

FIG 901 TOOL & ACCESSORY	281
FIG 902 WEIGHT	283
FIG 903A LABEL	285
FIG 903B LABEL	287



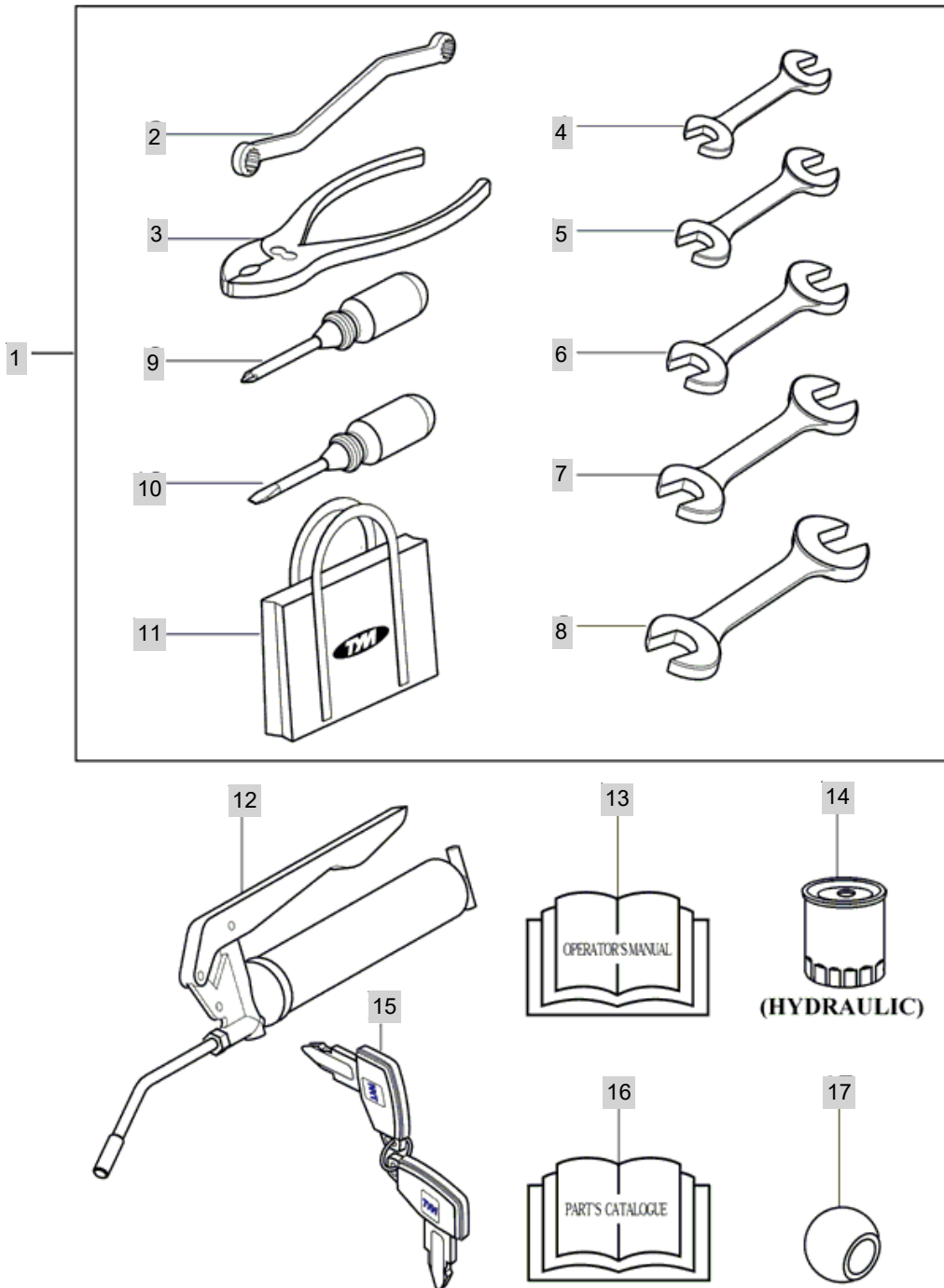
FIG 901

T1054SC

TOOL & ACCESSORY

년/월  
Year/Month

2020.11



NOTE



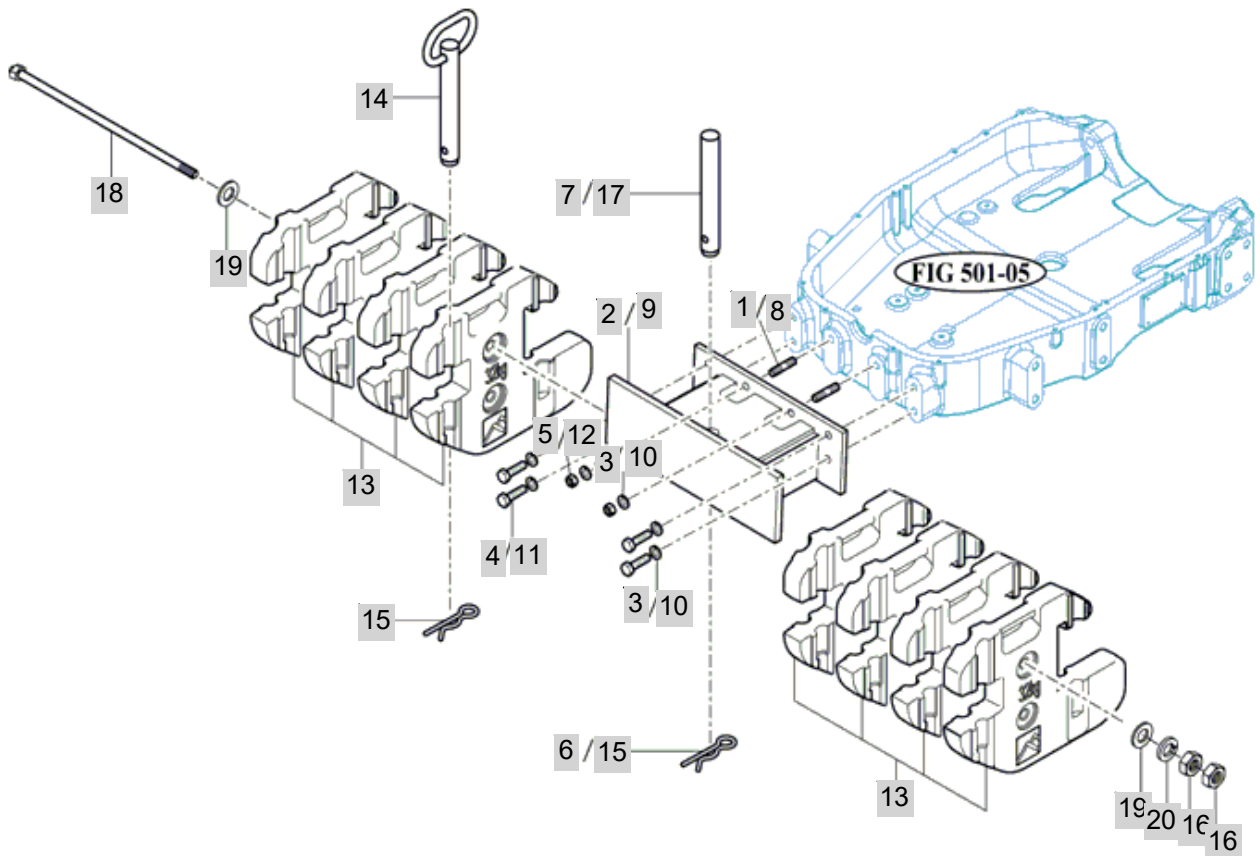
FIG 902

T1054SC

WEIGHT

년/월  
Year/Month

2020.11



T1054-E-902

NOTE



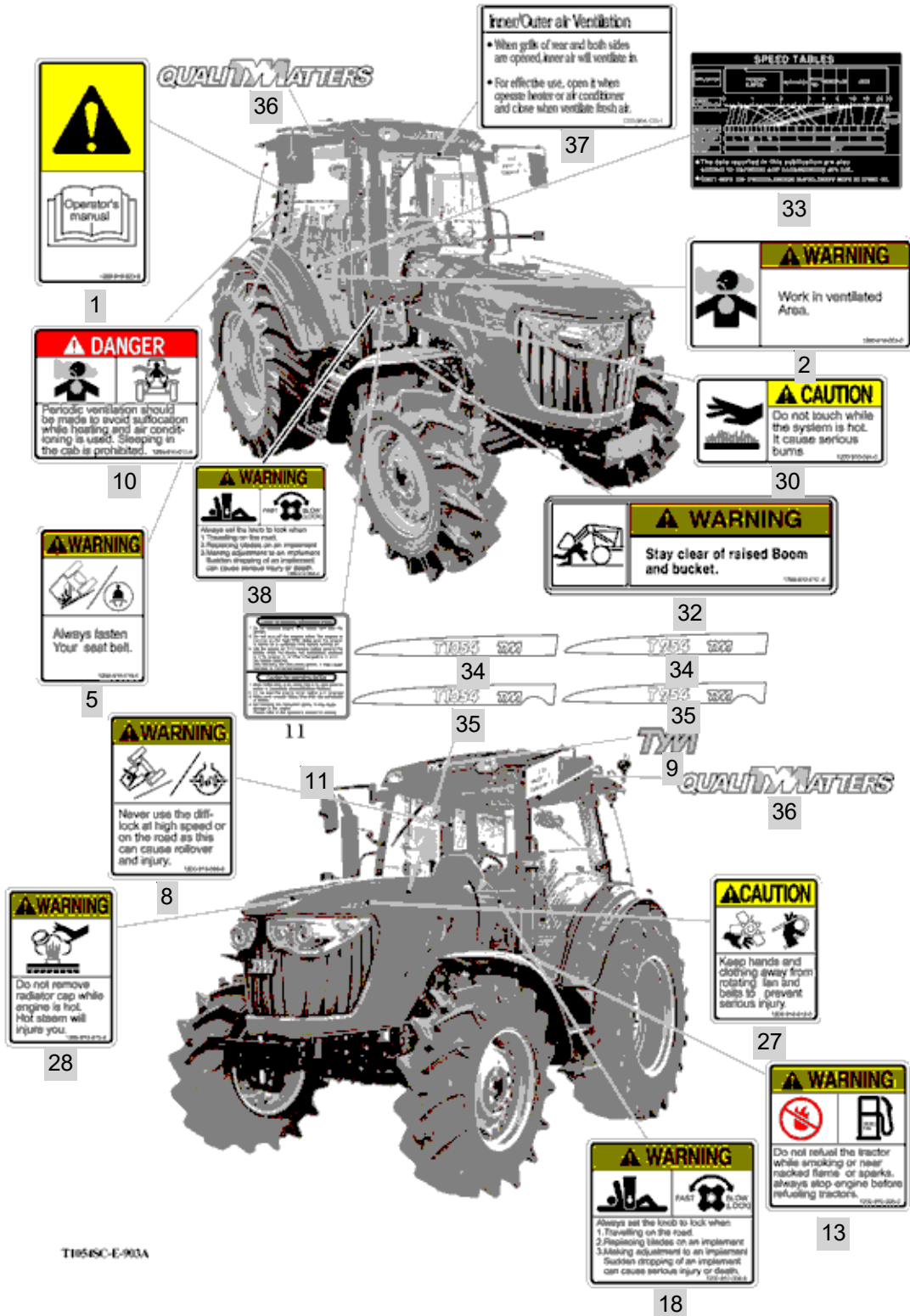
FIG 903A

LABEL

년/월  
Year/Month

T1054SC

2020.11



NOTE

FIG 903A T1054SC		LABEL						년/월 Year/Month
								2020.11
KEY NO	PART NO	DESCRIPTION	SPEC	QTY	REPAIR	EFFECTIVE DATE	REMARKS	
903A	1	12009100230	LABEL , CAUTION OPERATION	T=0.05	1		20060425	
903A	2	12009100030	LABEL , WARNING EXHAUST	1X1X1	1		20060425	
903A	5	12009100190	LABEL , WARNING BELT	1X1X1	1		20060425	
903A	8	12009100060	LABEL , WARNING DIFF	1X1X1	1		20060425	
903A	9	19959041130	LABEL, HOOD	1X1X1	2		20060101	
903A	10	12009100111	LABEL , DANGER AIR CONDITIONE		1			
903A	11	18711201200	LABEL , TURBOENGINE/DeSOx		1			
903A	13	12009100050	LABEL , WARNING FIRE	1X1X1	1		20060425	
903A	27	12009100120	LABEL , CAUTION FAN	1X1X1	1		20060425	
903A	28	12009100150	LABEL , WARNING RADIATOR	1X1X1	1		20060425	
903A	30	12009100240	LABEL , CAUTION MUFFLER	1X1X1	1		20060425	
903A	32	17699100100	LABEL , WARNING JOYSTICK		1		20060425	
903A	33	19159200010	LABEL , NOTE/SPEED	T=0.05	2			
903A	34	18749010060	MARK , ORNAMENT(LH/T1054)		1			
903A	35	18749010070	MARK , ORNAMENT(RH/T1054)		1			
903A	36	19959100050	LABEL, CABIN ROOF	1X1X1	2			
903A	37	12209041222	LABEL , VENTILATION		1			
903A	38	12009100040	LABEL , WARNING STOP VALVE	1X1X1	1		20060425	
NOTE								

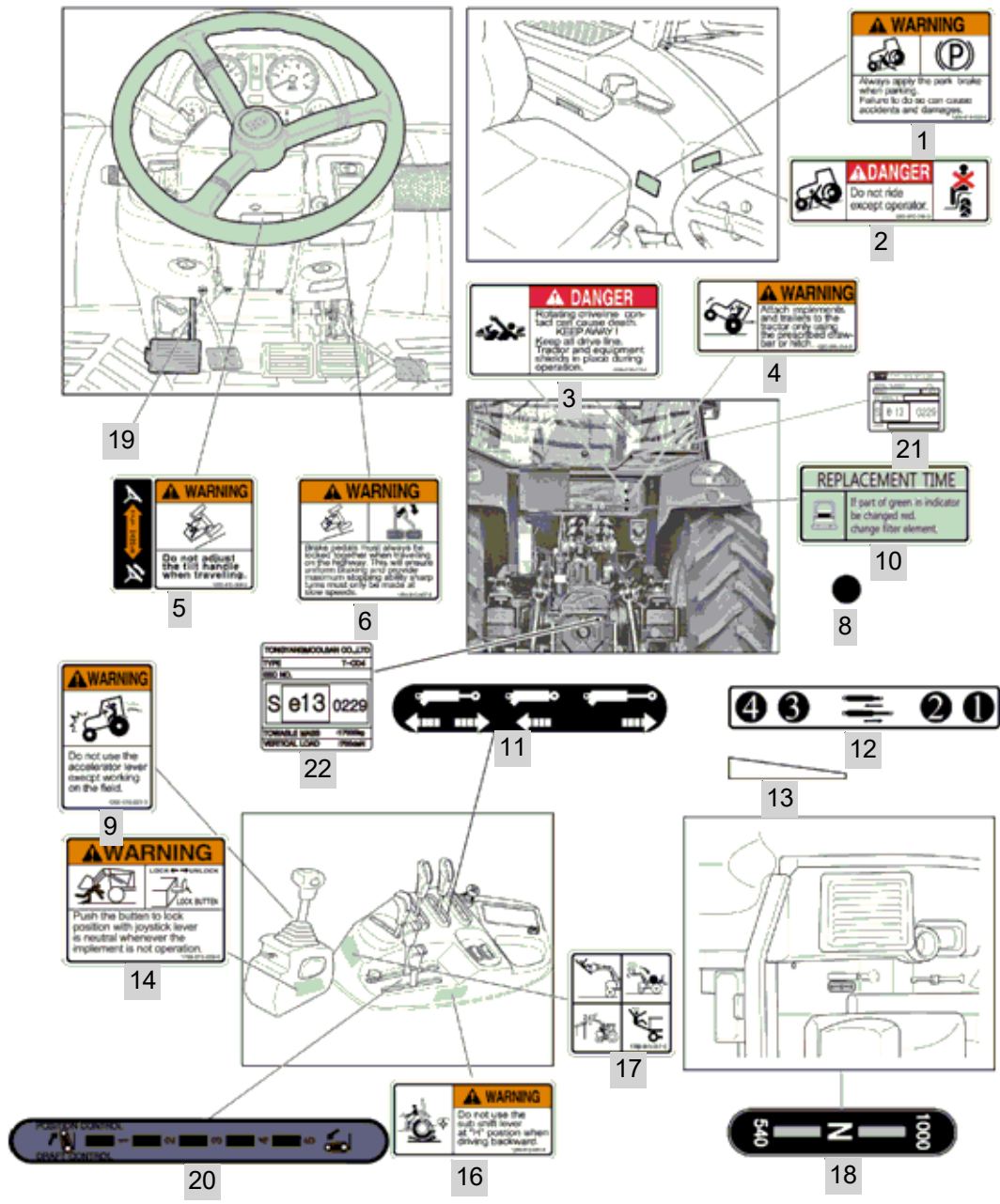
FIG 903B

LABEL

년/월  
Year/Month

T1054SC

2020.11



NOTE

